



INCREASING EFFICIENCY.  
REDUCING COSTS.

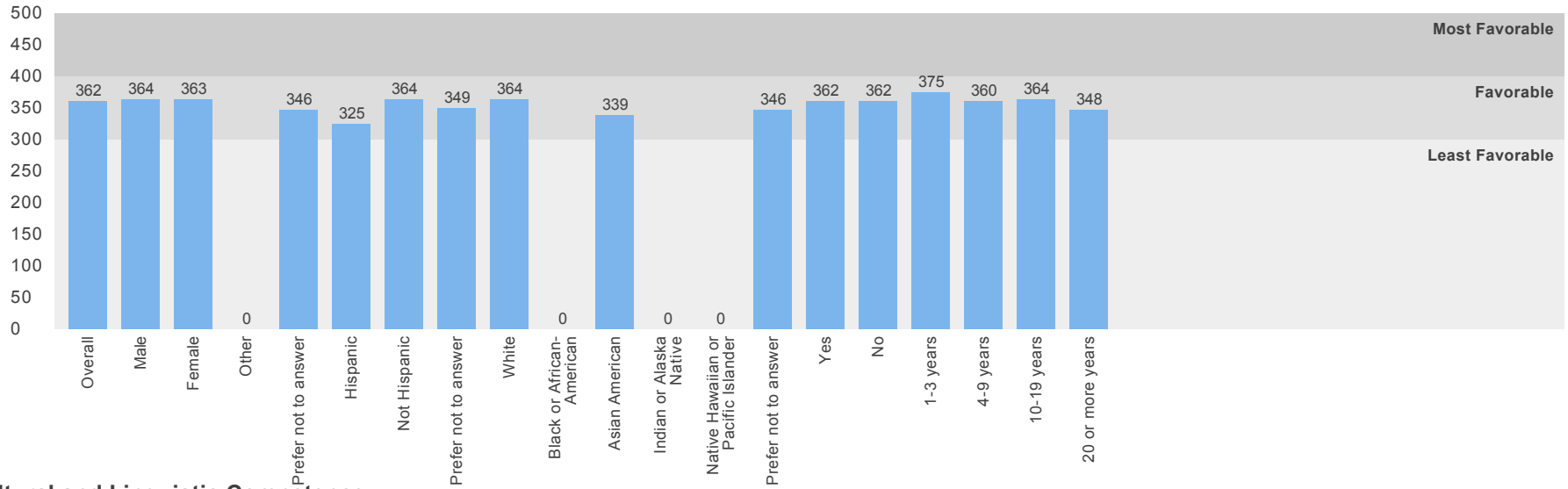
# Bethlehem Central School District

BCSD Instructional Staff  
1/9/2022 - 1/22/2022

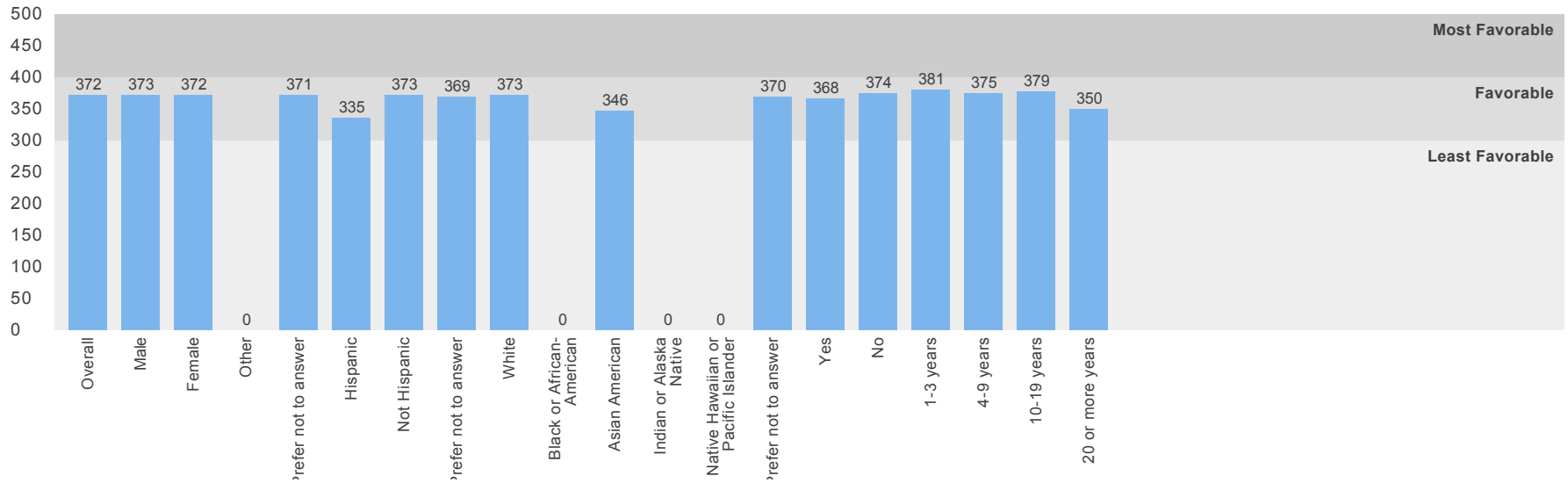


## District Scale Scores by Demographic

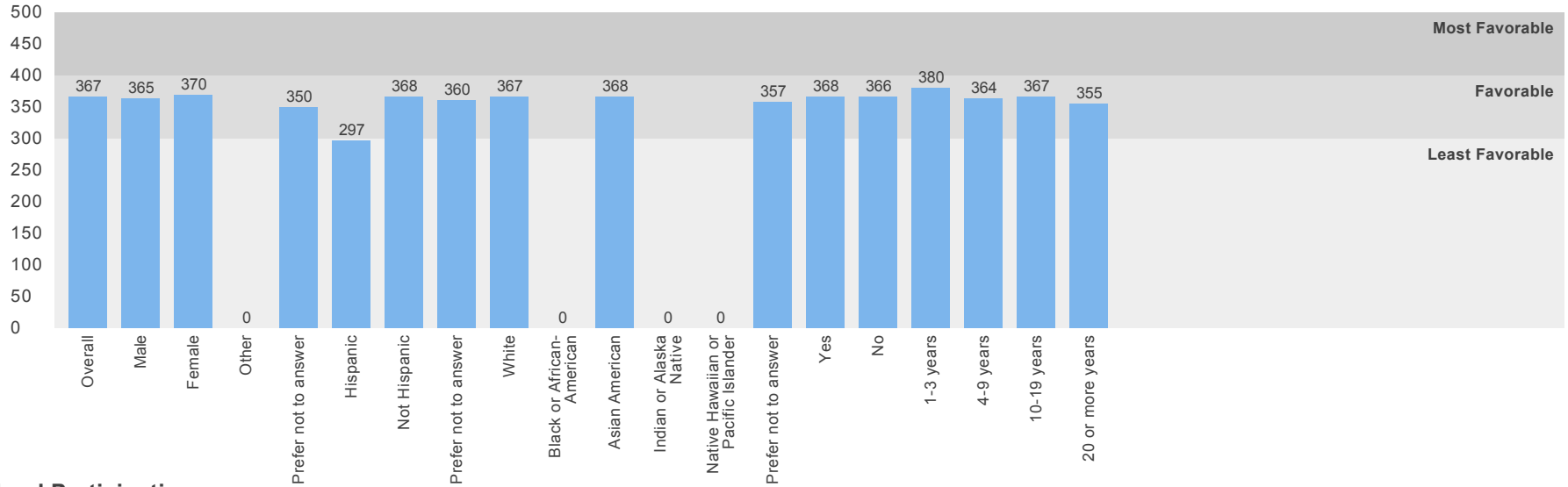
### Engagement



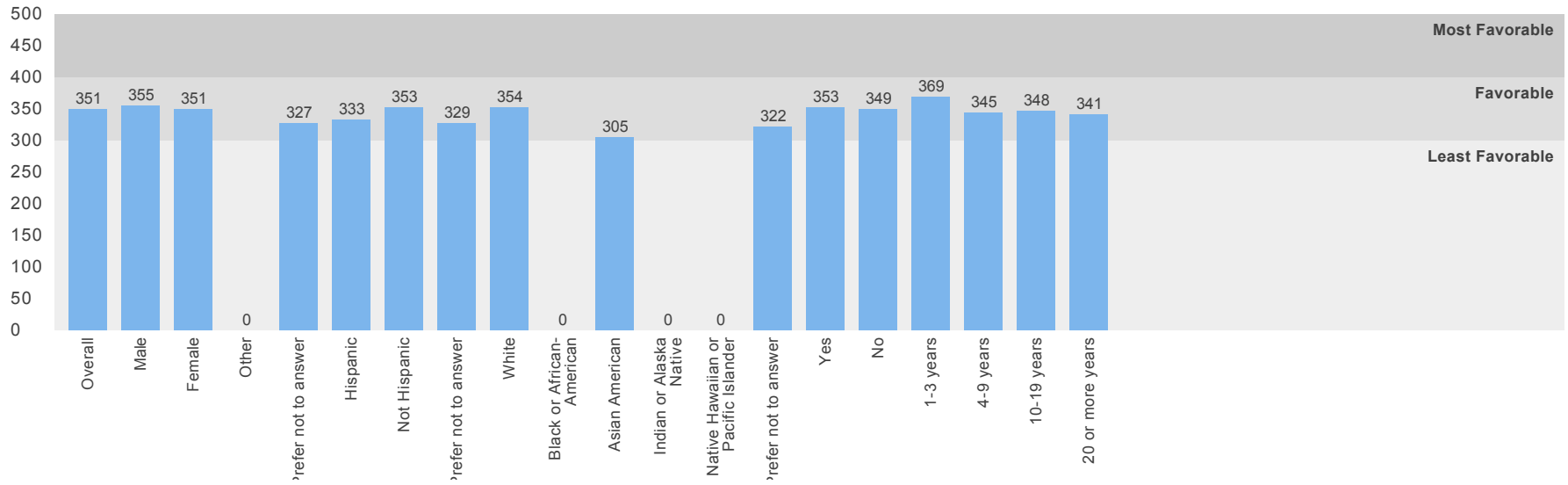
### Cultural and Linguistic Competence



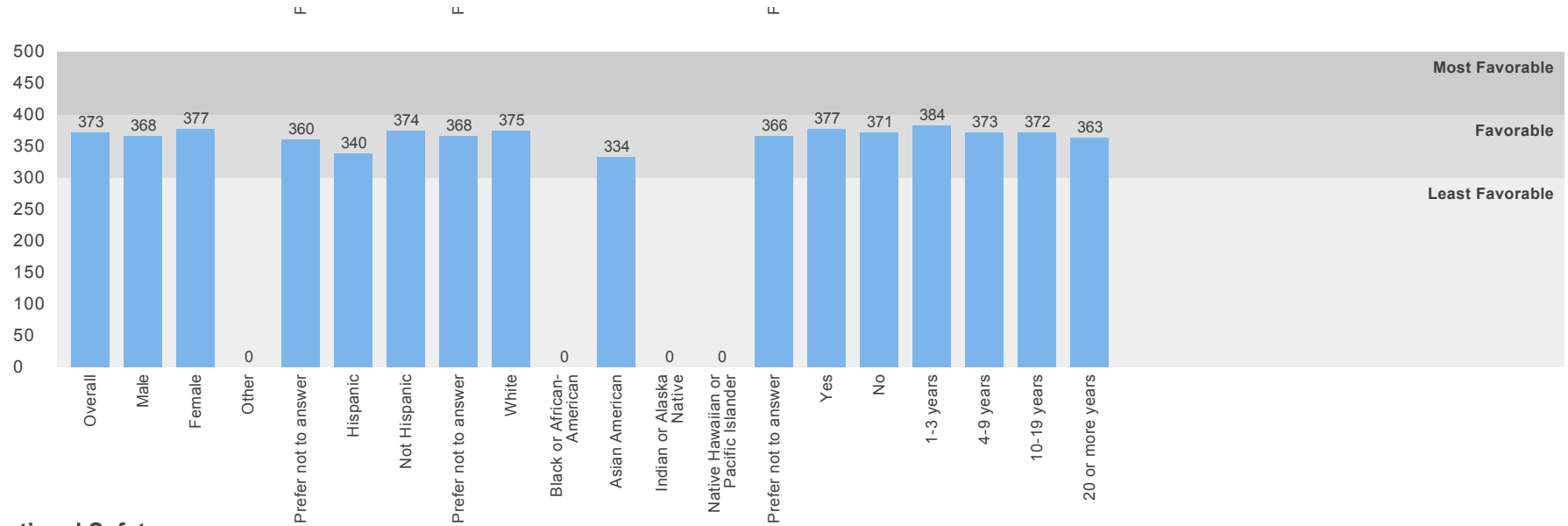
### Relationships



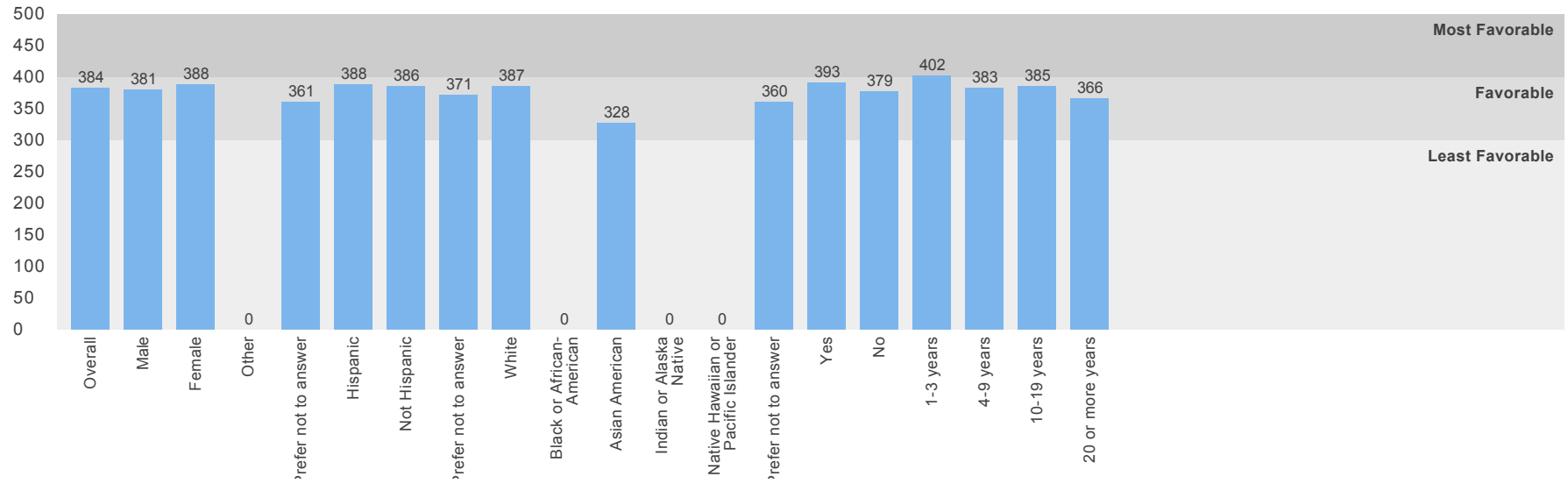
### School Participation



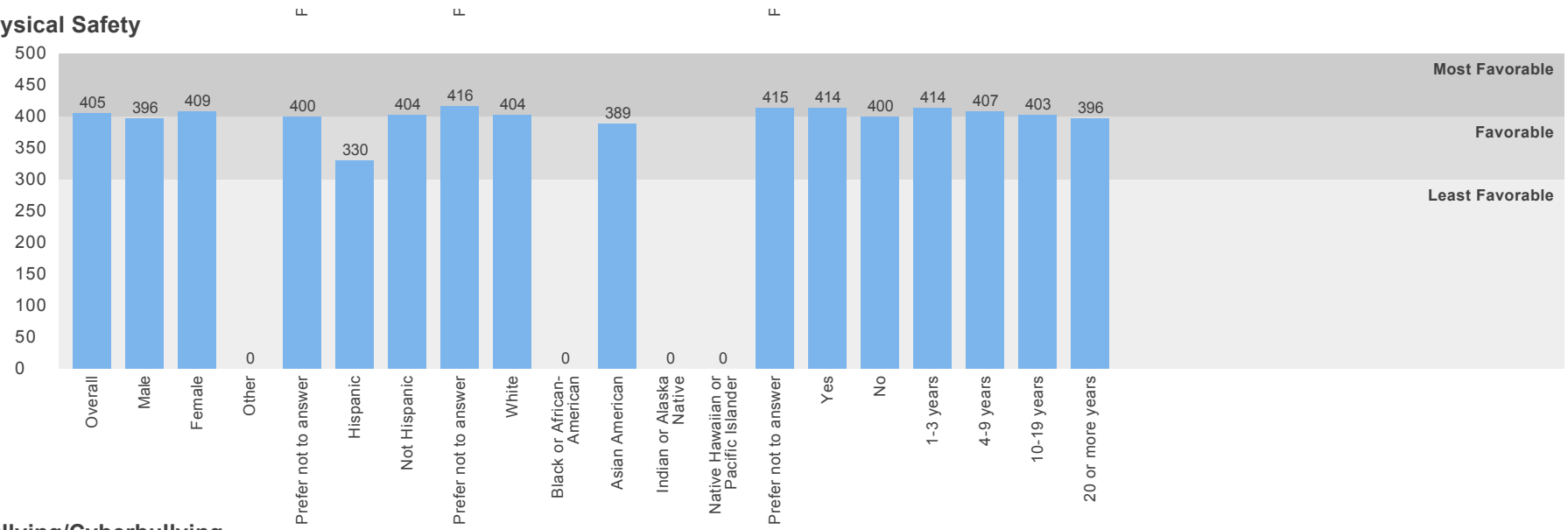
### Safety



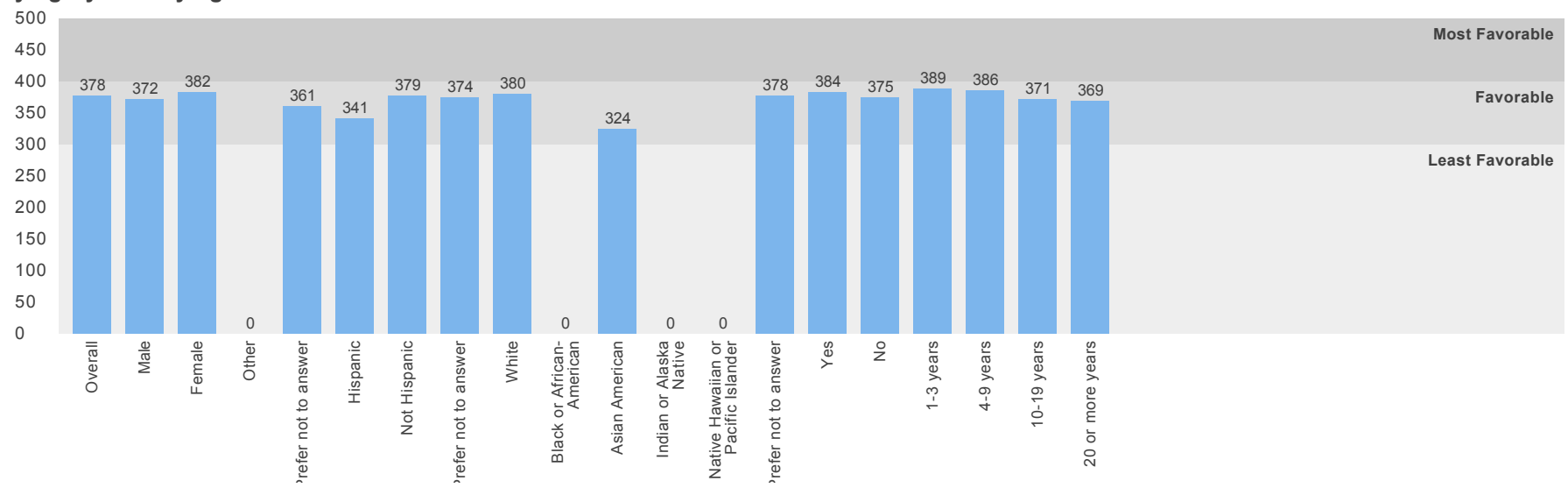
### Emotional Safety



### Physical Safety



### Bullying/Cyberbullying

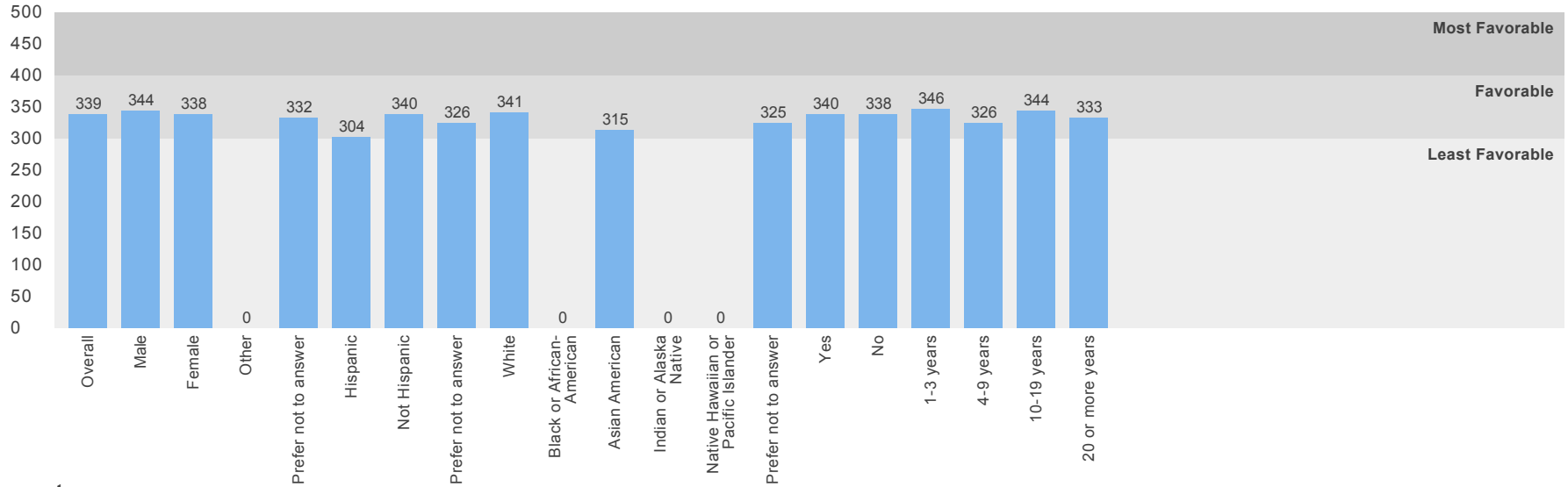


### Substance Abuse

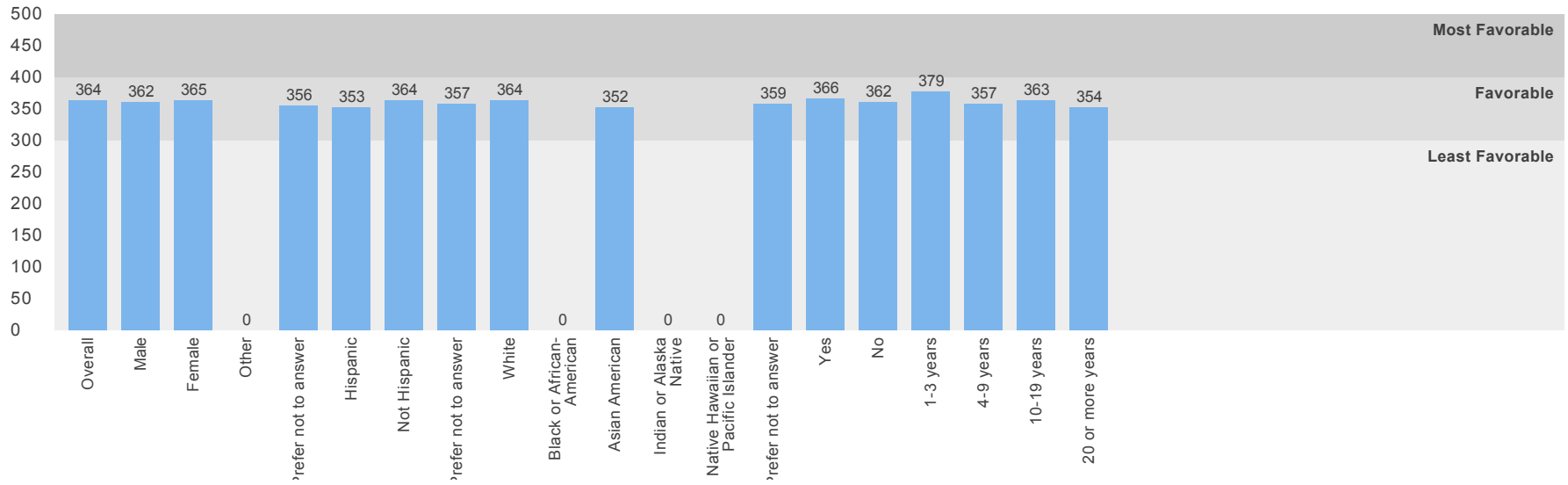
F

F

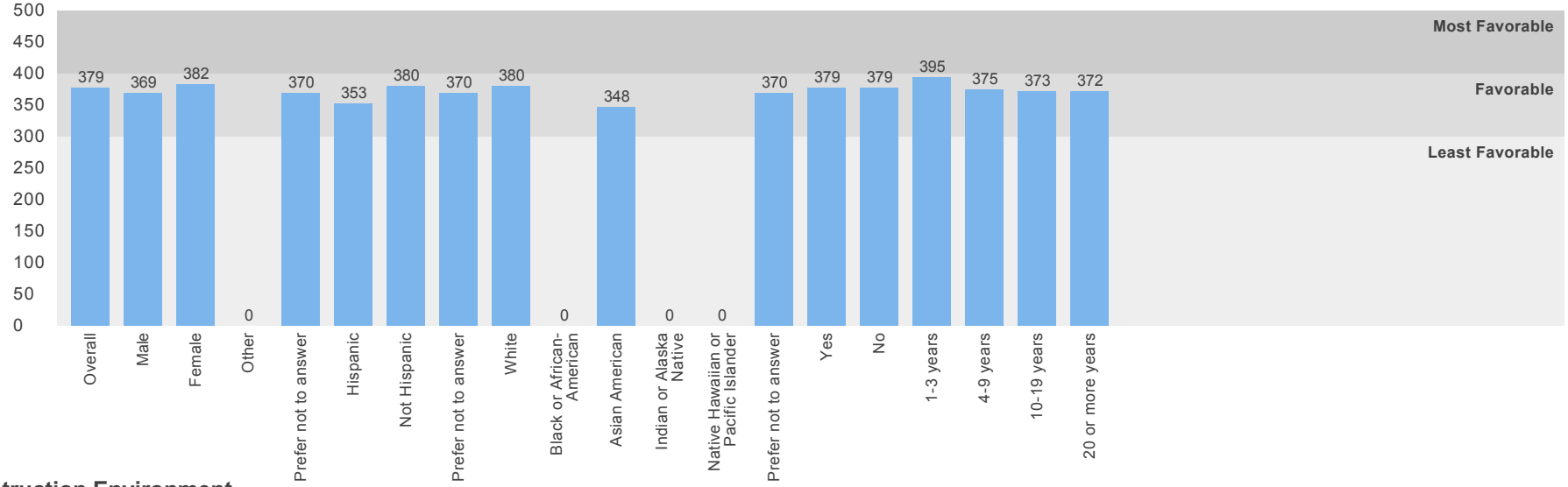
F



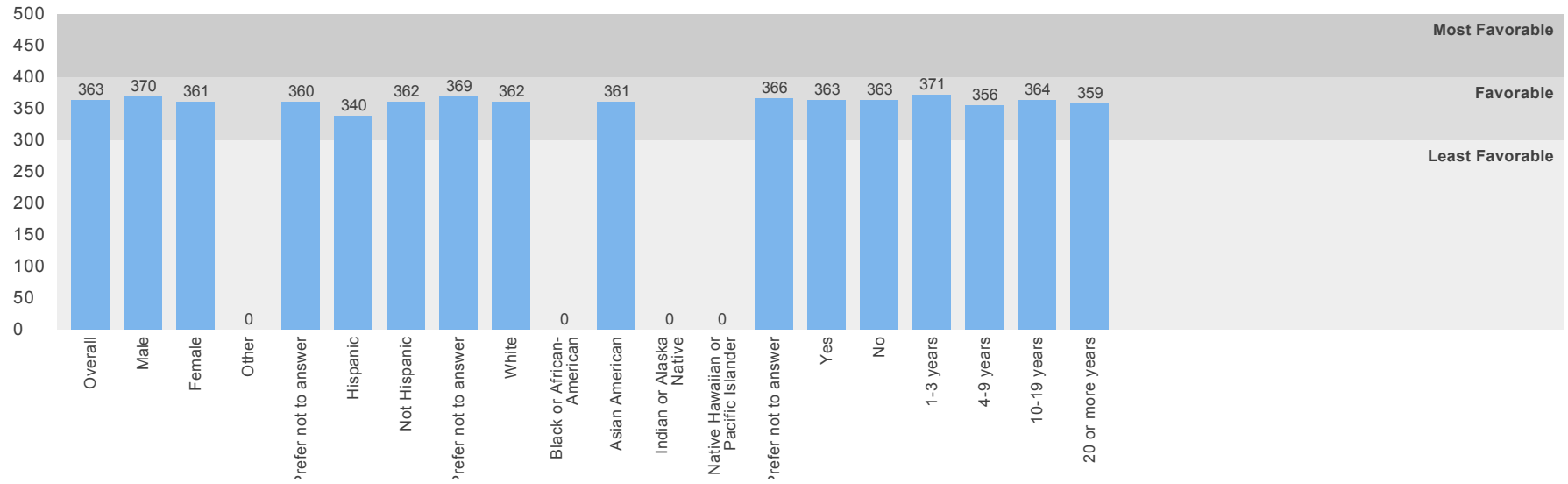
### Environment



### Physical Environment

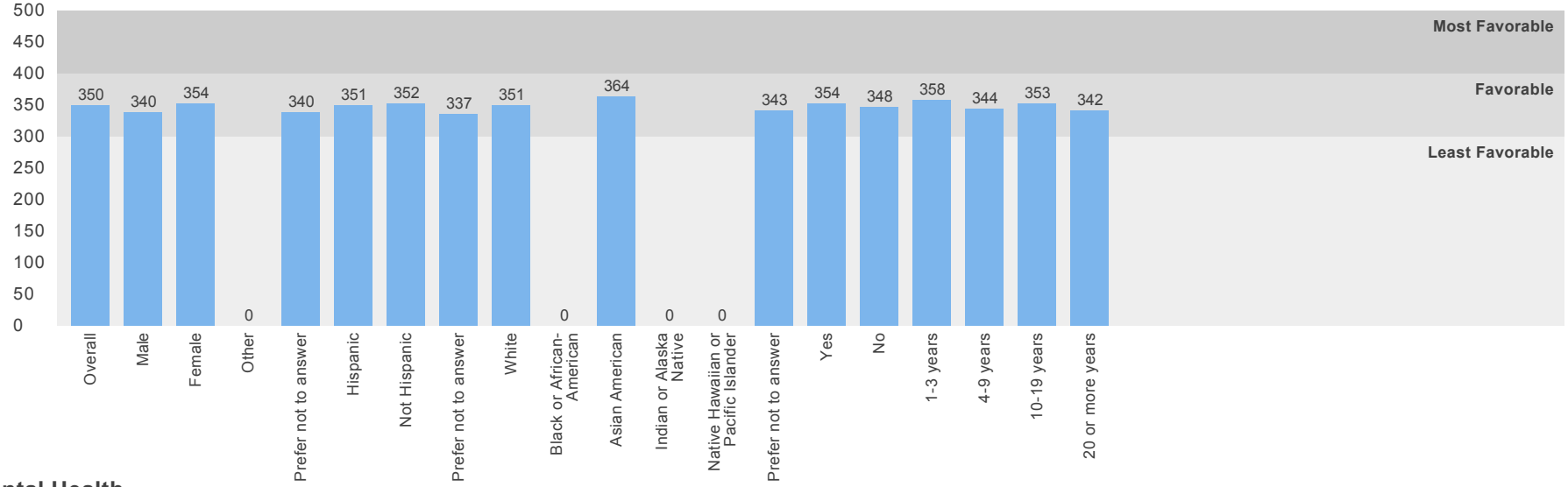


### Instruction Environment

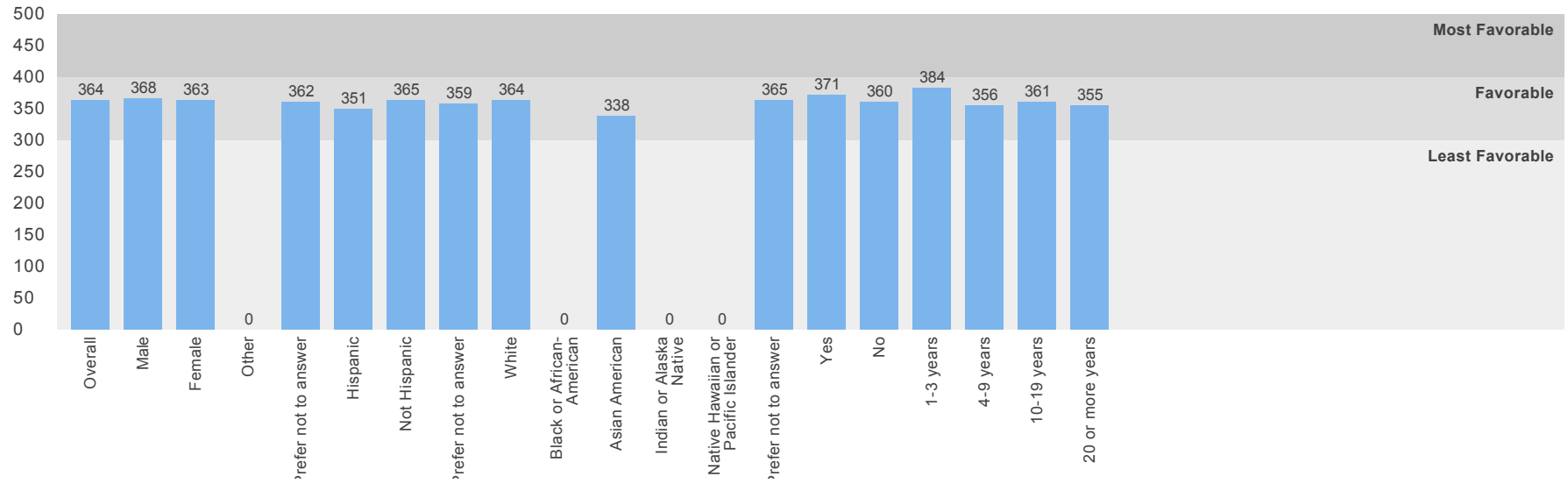


### Physical Health

F F F

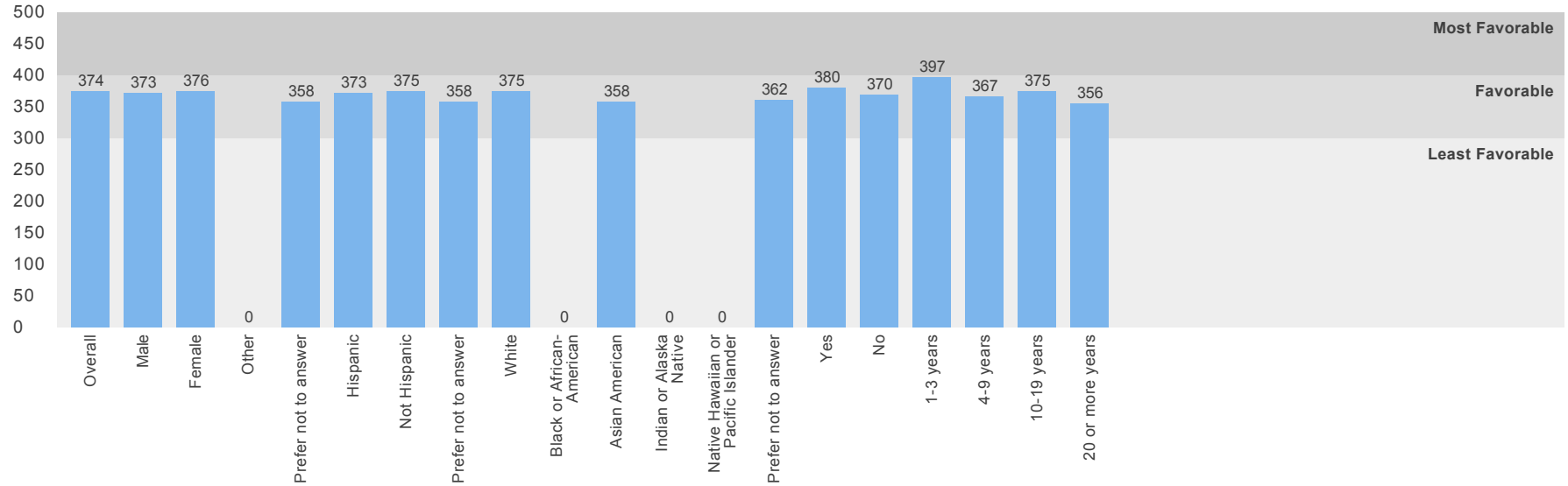


### Mental Health





**Discipline**



**Number of Submissions: 176**

	Male	Female	Other	Prefer not to answer
Are you male or female?	22%	72%	0%	6%

	Hispanic	Not Hispanic	Prefer not to answer
Are you of Hispanic or Latino origin?	1%	90%	9%

	White	Black or African-American	Asian American	Indian or Alaska Native	Native Hawaiian or Pacific Islander	Prefer not to answer
What is your race?	91%	0%	2%	0%	0%	7%

	Yes	No

Is your main assignment/responsibility at this school to provide instruction or other support services to any of these types of students - Special Education, English Language Learners, Gifted and Talented Education students, or Migrant Education?	37%	63%
--	-----	-----

	1-3 years	4-9 years	10-19 years	20 or more years
How many years have you been working at this school?	21%	21%	33%	25%

	Strongly Agree	Agree	Disagree	Strongly Disagree
At this school, all students are treated equally, regardless of whether their parents are rich or poor.	34%	50%	14%	3%
This school encourages students to take challenging classes no matter their race, ethnicity, nationality, and/or cultural background (e.g., honor level courses, gifted courses, AP or IB courses).	42%	52%	6%	0%
This school provides instructional materials (e.g., textbooks, handouts) that reflect students' cultural background, ethnicity and identity.	16%	62%	22%	1%
This school emphasizes showing respect for all students' cultural beliefs and practices.	43%	52%	4%	1%
This school provides effective resources and training for teaching students with Individualized Education Programs (IEPs) across different languages and cultures.	15%	52%	30%	3%
This school provides effective supports for students needing alternative modes of communication (e.g., manual signs, communication boards, computer-based devices, picture exchange systems, Braille).	33%	61%	6%	0%
Staff do a good job helping parents to support their children's learning at home.	37%	55%	7%	0%
Staff do a good job helping parents understand when their child needs to learn social, emotional, and character skills.	30%	57%	13%	0%
If a student has done something well or makes improvement, staff contact his/her parents.	21%	60%	18%	1%
This school asks families to volunteer at the school.	12%	48%	33%	6%
This school communicates with parents in a timely and ongoing basis.	41%	56%	3%	0%
My level of involvement in decision making at this school is fine with me.	18%	53%	22%	6%
Staff at this school have many informal opportunities to influence what happens within the school.	18%	52%	25%	5%
At this school, students are given the opportunity to take part in decision making.	12%	55%	31%	2%

Administrators involve staff in decision-making.	18%	45%	27%	10%
This school provides students with opportunities to take a lead role in organizing programs and activities.	19%	61%	18%	1%
Students are encouraged to get involved in extra-curricular activities.	48%	48%	4%	0%
I feel like I belong.	37%	53%	8%	2%
I feel satisfied with the recognition I get for doing a good job.	26%	48%	19%	7%
I feel comfortable discussing feelings, worries, and frustrations with my supervisor.	42%	43%	11%	4%
This school inspires me to do the very best at my job.	38%	48%	13%	2%
People at this school care about me as a person.	35%	55%	7%	2%
I can manage almost any student behavior problem.	32%	63%	5%	1%
I feel safe at this school.	43%	53%	3%	1%
The following types of problems occur at this school often: physical conflicts among students.	1%	5%	49%	46%
The following types of problems occur at this school often: robbery or theft.	1%	3%	51%	45%
The following types of problems occur at this school often: vandalism.	5%	21%	41%	34%
The following types of problems occur at this school often: student possession of weapons.	1%	3%	35%	61%
The following types of problems occur at this school often: sexual assault or dating violence.	2%	14%	40%	43%
The following types of problems occur at this school often: physical abuse of teachers.	1%	1%	36%	62%
The following types of problems occur at this school often: student verbal abuse of teachers.	2%	13%	55%	29%
I think that bullying is a frequent problem at this school.	5%	39%	43%	14%
I think that cyberbullying is a frequent problem among students at this school.	11%	48%	26%	15%
Students at this school would feel comfortable reporting a bullying incident to a teacher or other staff.	11%	65%	21%	3%
Staff at this school always stop bullying when they see it.	22%	61%	14%	3%
Staff at this school are teased or picked on about their race or ethnicity.	2%	6%	47%	46%
Staff at this school are teased or picked on about their cultural background or religion.	2%	8%	42%	48%
Staff at this school are teased or picked on about their physical or mental disability.	2%	4%	45%	49%

Staff at this school are teased or picked on about their sexuality.	2%	5%	44%	49%
---	----	----	-----	-----

	<b>Not a Problem</b>	<b>Small Problem</b>	<b>Somewhat a Problem</b>	<b>Large Problem</b>
At this school, how much of a problem is student drug use?	48%	19%	27%	6%
At this school, how much of a problem is student use of electronic cigarettes?	46%	22%	19%	14%
At this school, how much of a problem is student use of tobacco (e.g., cigarettes, chew, cigars)?	53%	34%	10%	2%
At this school, how much of a problem is student alcohol use?	50%	22%	19%	9%

	<b>Strongly Agree</b>	<b>Agree</b>	<b>Disagree</b>	<b>Strongly Disagree</b>
This school collaborates well with community organizations to help address youth substance use problems.	7%	69%	20%	4%
This school has adequate resources to address substance use prevention.	8%	72%	17%	4%
This school provides effective confidential support and referral services for students needing help because of substance abuse (e.g., a Student Assistance Program).	9%	75%	14%	2%
This school has programs that address substance use among students.	10%	64%	23%	3%
I know what to do if there is an emergency, natural disaster (tornado, flood) or a dangerous situation (e.g., violent person on campus) during the school day.	44%	53%	2%	1%
This school has a written plan that describes procedures to be performed in shootings.	47%	48%	5%	1%
This school has a written plan that clearly describes procedures to be performed in natural disasters (e.g., earthquakes or tornadoes).	44%	45%	10%	2%
This school or school district provides effective training in safety procedures to staff (e.g., lockdown training or fire drills).	49%	44%	7%	1%
This school looks clean and pleasant.	43%	49%	5%	2%
This school is an inviting work environment.	39%	52%	8%	1%
My teaching is hindered by poor heating, cooling, and/or lighting systems at this school.	10%	22%	53%	15%
My teaching is hindered by a lack of instructional space (e.g., classrooms) at this school.	4%	12%	53%	31%

My teaching is hindered by a lack of textbooks and basic supplies at this school.	1%	4%	57%	38%
My teaching is hindered by inadequate or outdated equipment or facilities at this school.	1%	7%	54%	38%
The students in my class(es) come to class prepared with the appropriate supplies and books.	18%	72%	7%	3%
Once we start a new program at this school, we follow up to make sure that it's working.	6%	54%	32%	8%
The programs and resources at this school are adequate to support students' learning.	21%	69%	9%	1%
Teachers at this school feel responsible to help each other do their best.	30%	61%	6%	2%
Teachers at this school feel that it is a part of their job to prepare students to succeed in college.	36%	61%	3%	0%
The programs and resources at this school are adequate to support students with special needs or disabilities.	21%	65%	12%	2%
This school provides the materials, resources, and training necessary for me to support students' physical health and nutrition.	14%	65%	18%	2%
This school places a priority on making healthy food choices.	14%	57%	26%	3%
This school places a priority on students' health needs.	18%	70%	9%	2%
This school places a priority on students' physical activity.	18%	68%	11%	3%
This school provides quality counseling or other services to help students with social or emotional needs.	30%	59%	10%	1%
This school provides the materials, resources, and training necessary for me to support students' social or emotional needs.	21%	57%	19%	4%
This school places a priority on addressing students' mental health needs.	28%	61%	9%	2%
This school places a priority on teaching students strategies to manage their stress levels.	20%	59%	16%	6%
This school places a priority on helping students with their social, emotional, and behavioral problems.	23%	62%	13%	3%
Staff at this school are clearly informed about school policies and procedures.	24%	60%	13%	3%
Staff at this school recognize students for positive behavior.	40%	59%	1%	1%
School rules are applied equally to all students.	24%	49%	21%	5%
Discipline is fair.	21%	59%	14%	6%
This school effectively handles student discipline and behavior problems.	18%	58%	18%	6%



INCREASING EFFICIENCY.  
REDUCING COSTS.

Staff at this school work together to ensure an orderly environment.

35%

59%

3%

2%