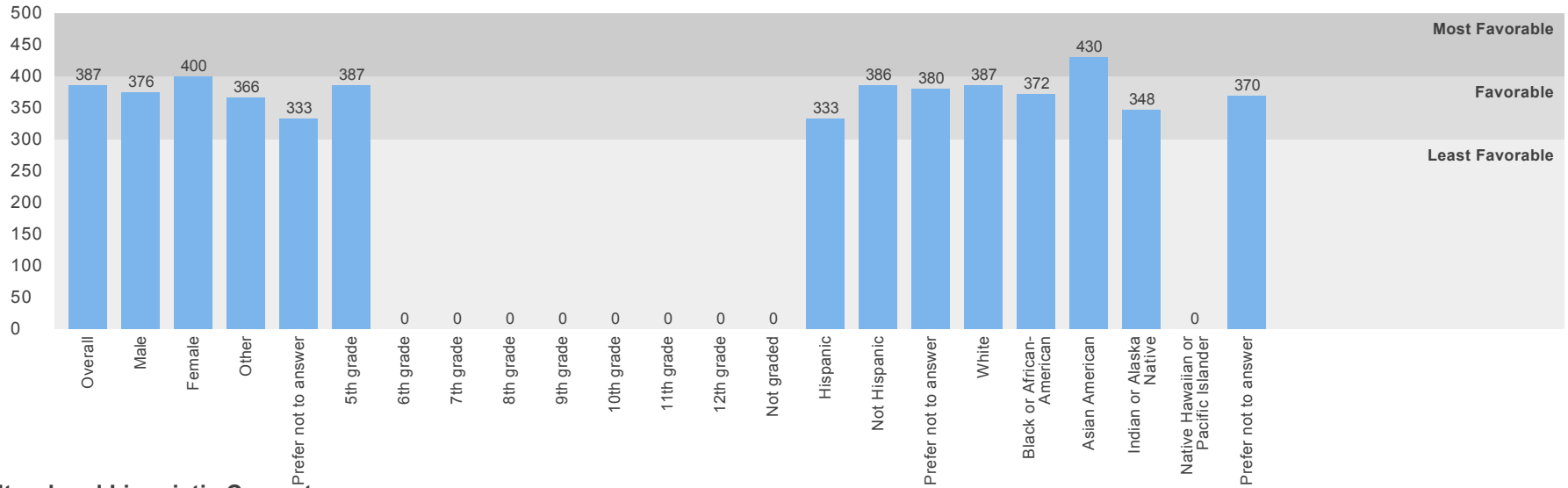


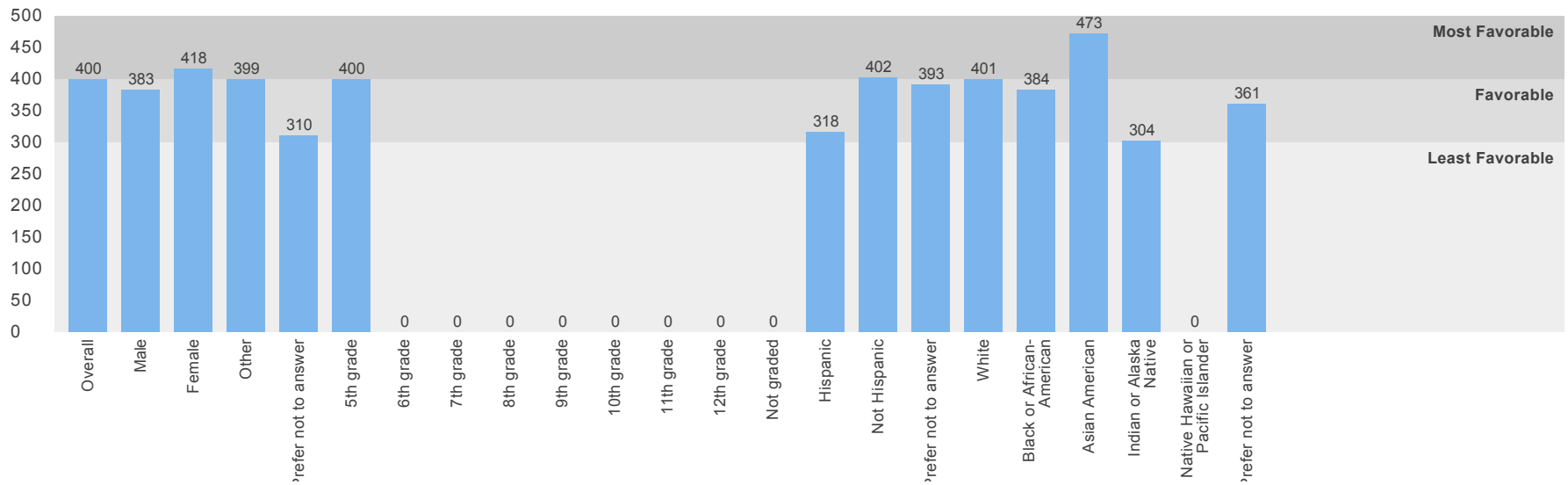
## GLENMONT ES

### Scale Scores by Demographic

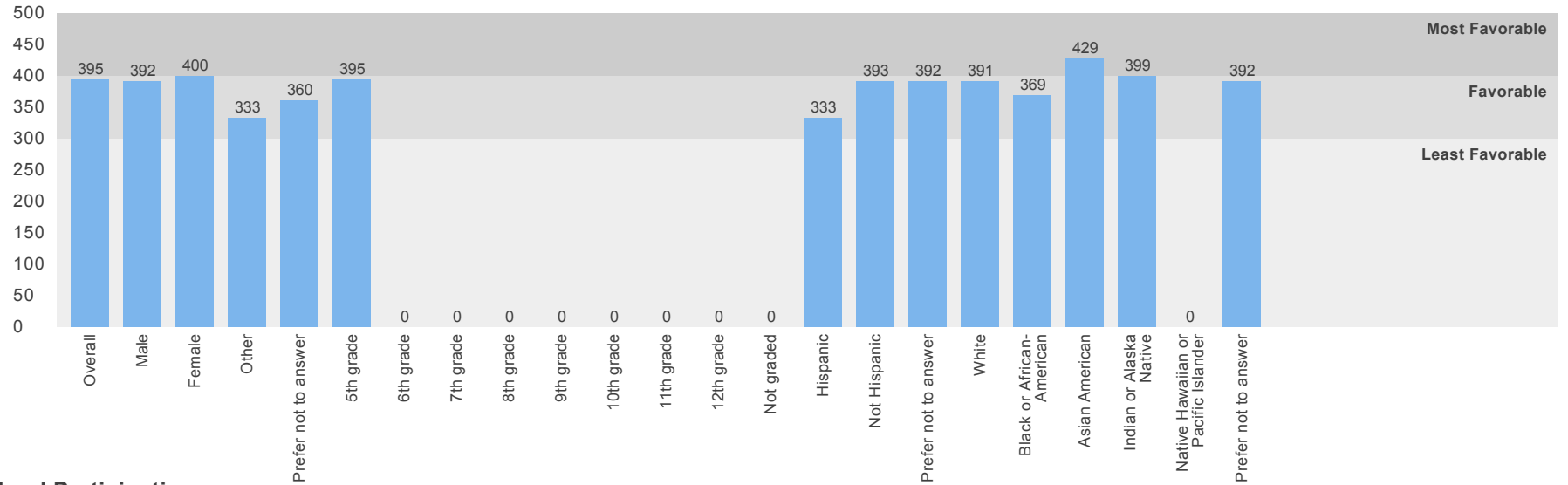
#### Engagement



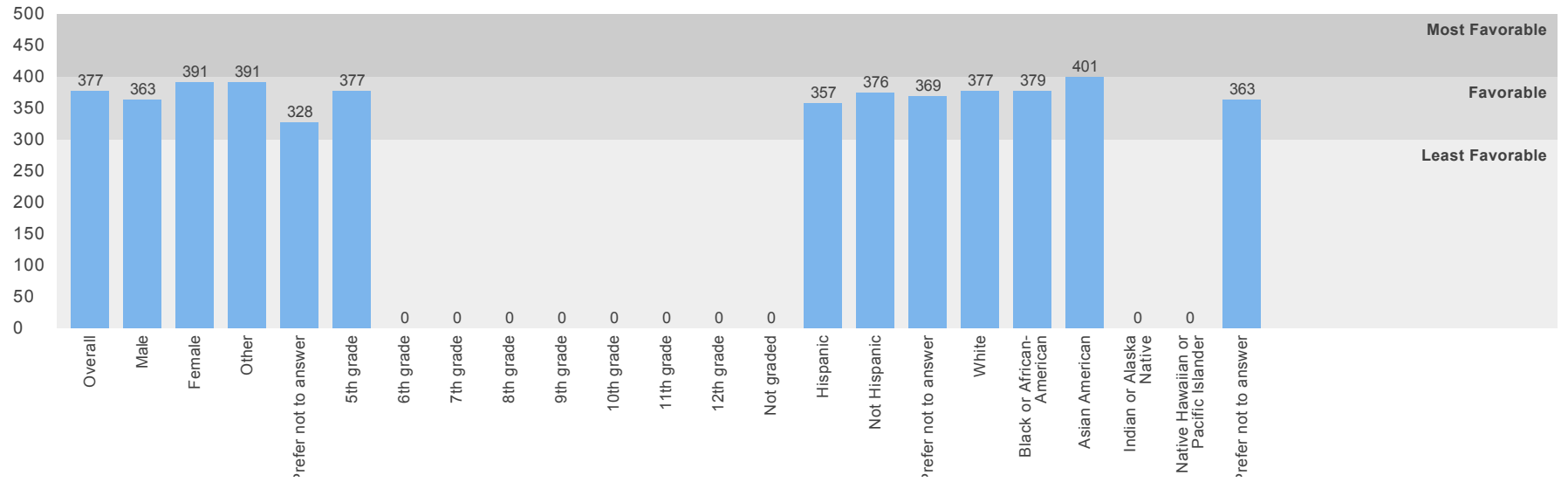
#### Cultural and Linguistic Competence



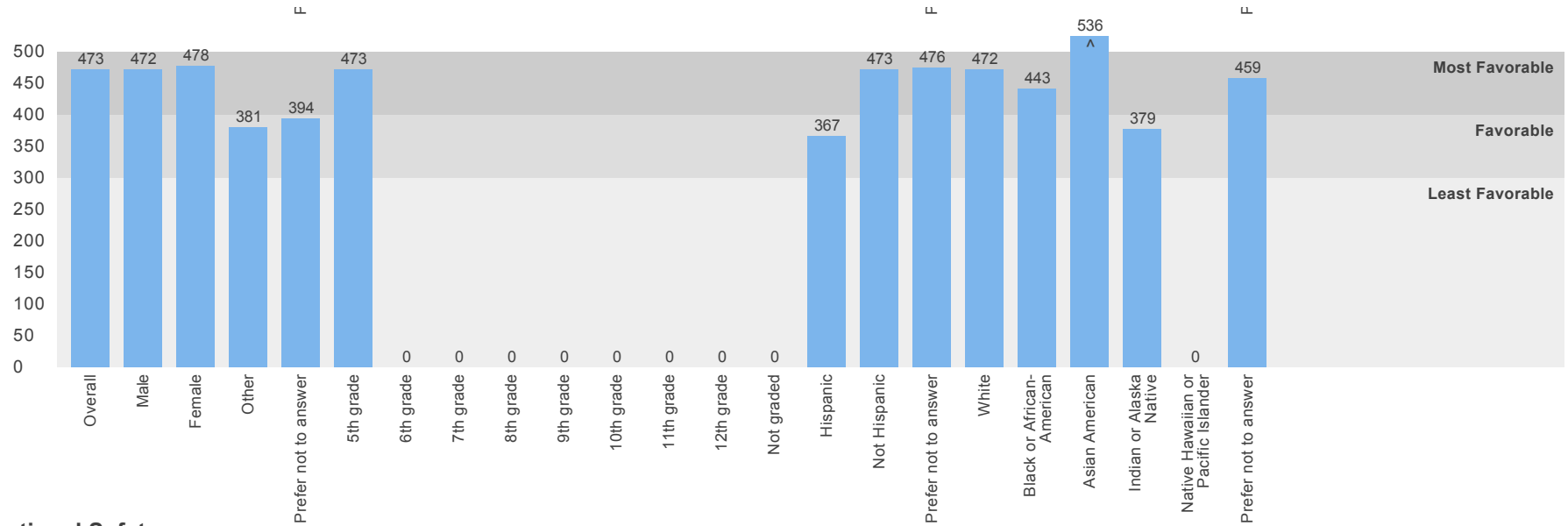
### Relationships



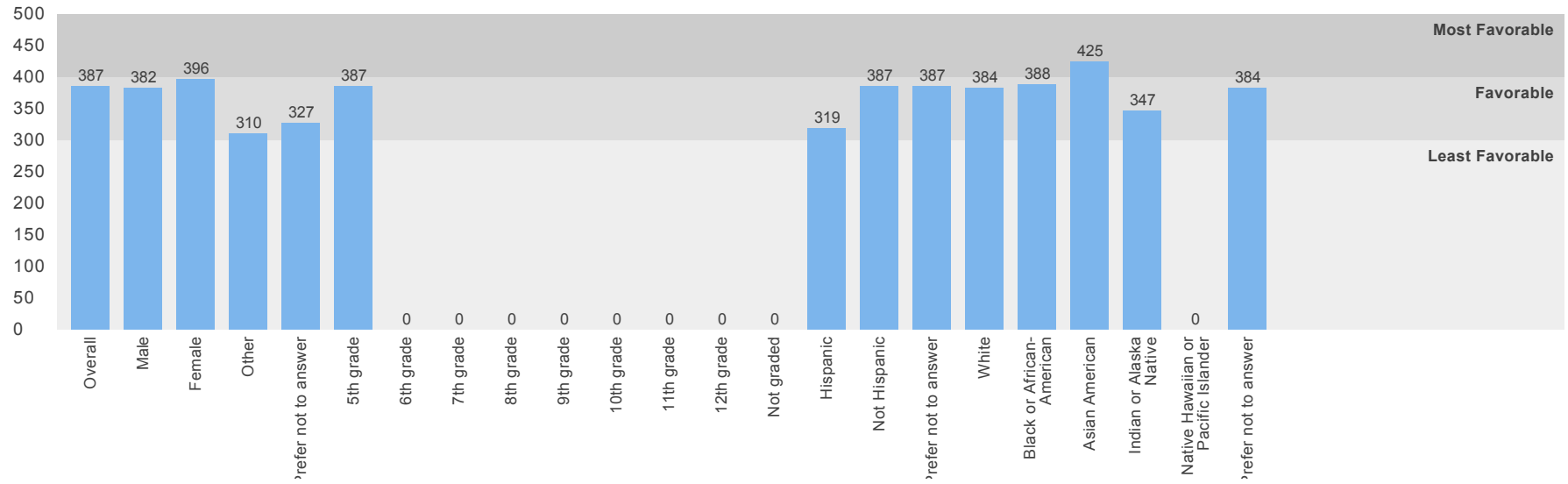
### School Participation



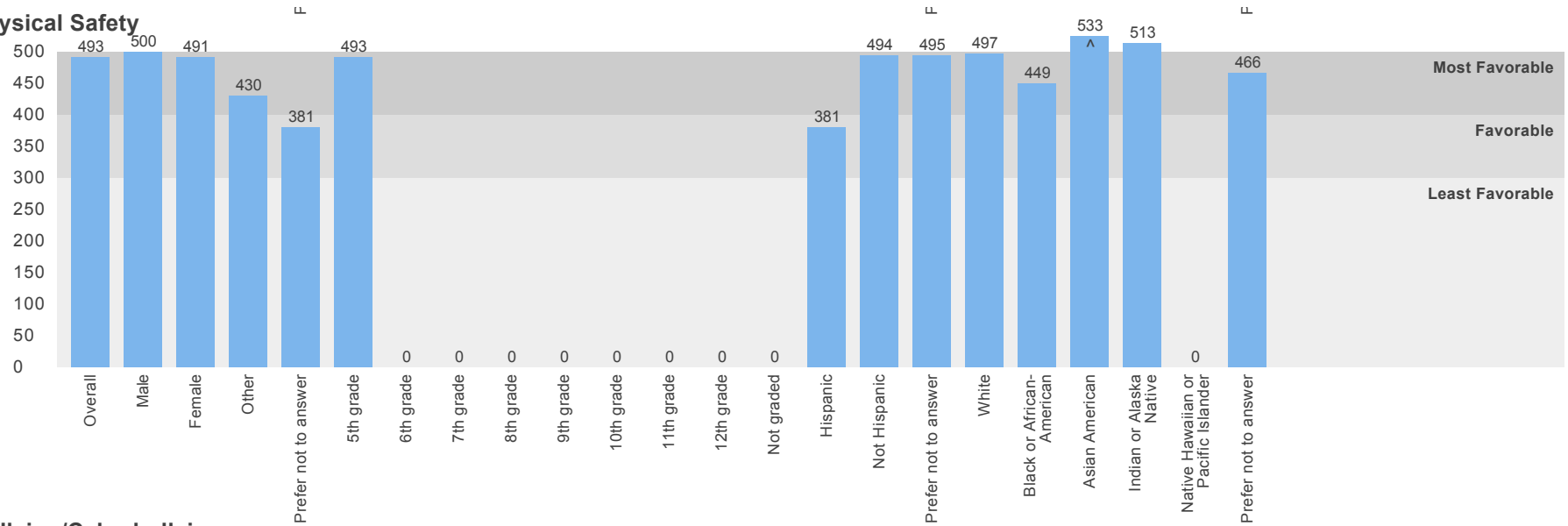
### Safety



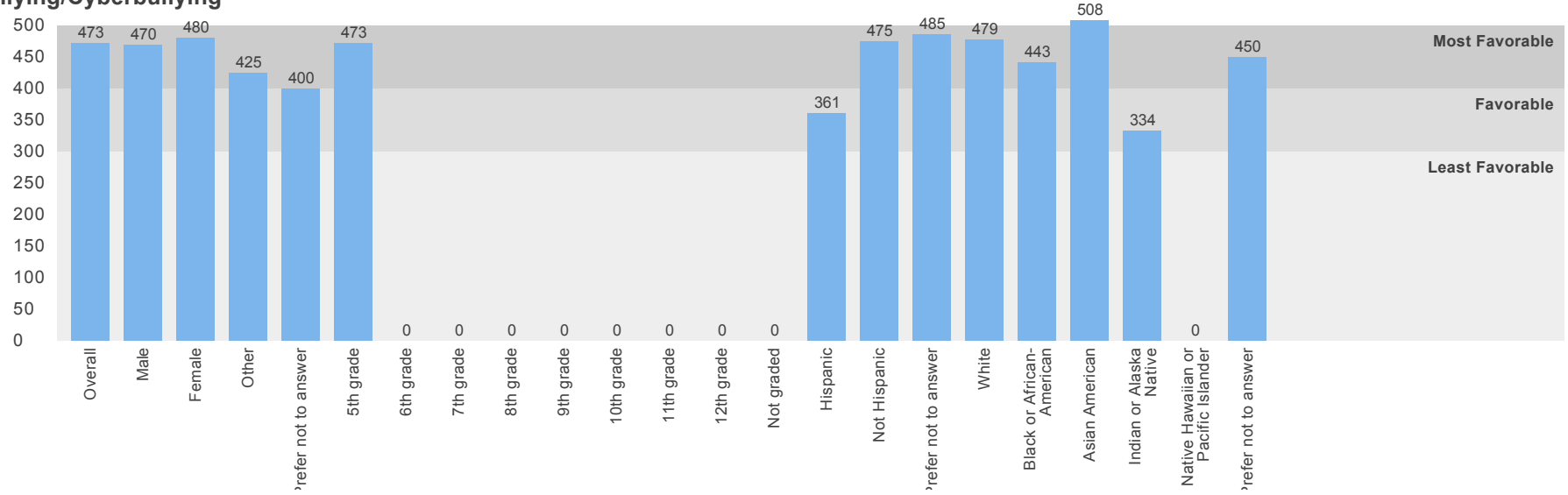
### Emotional Safety



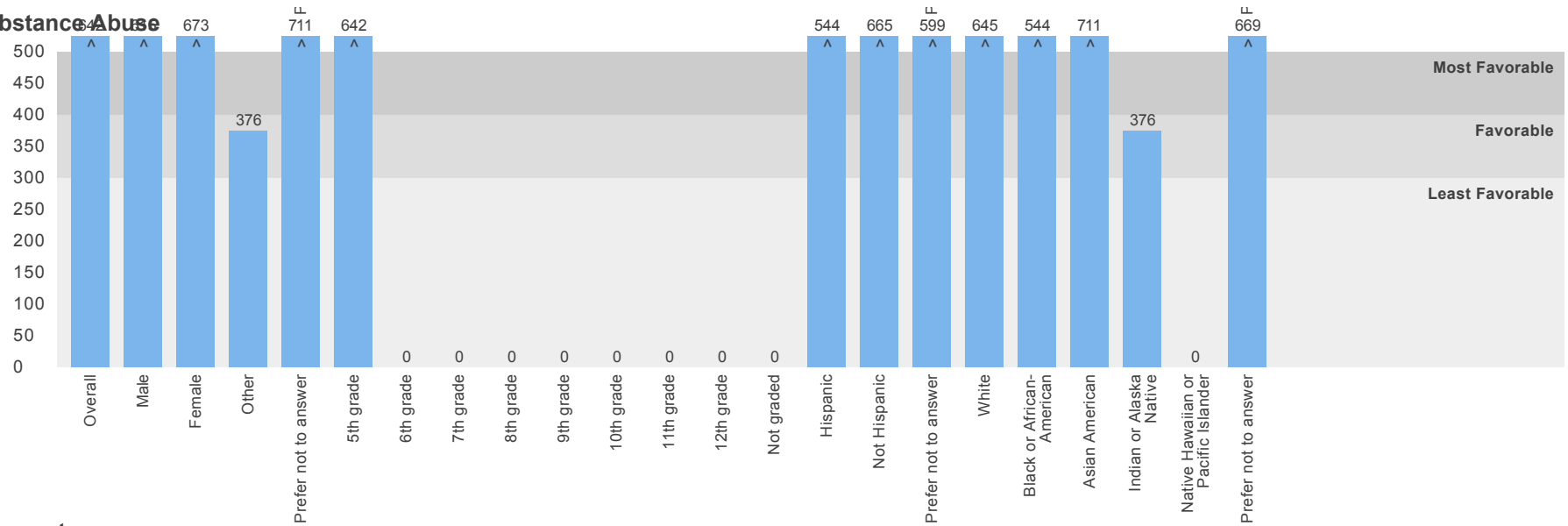
### Physical Safety



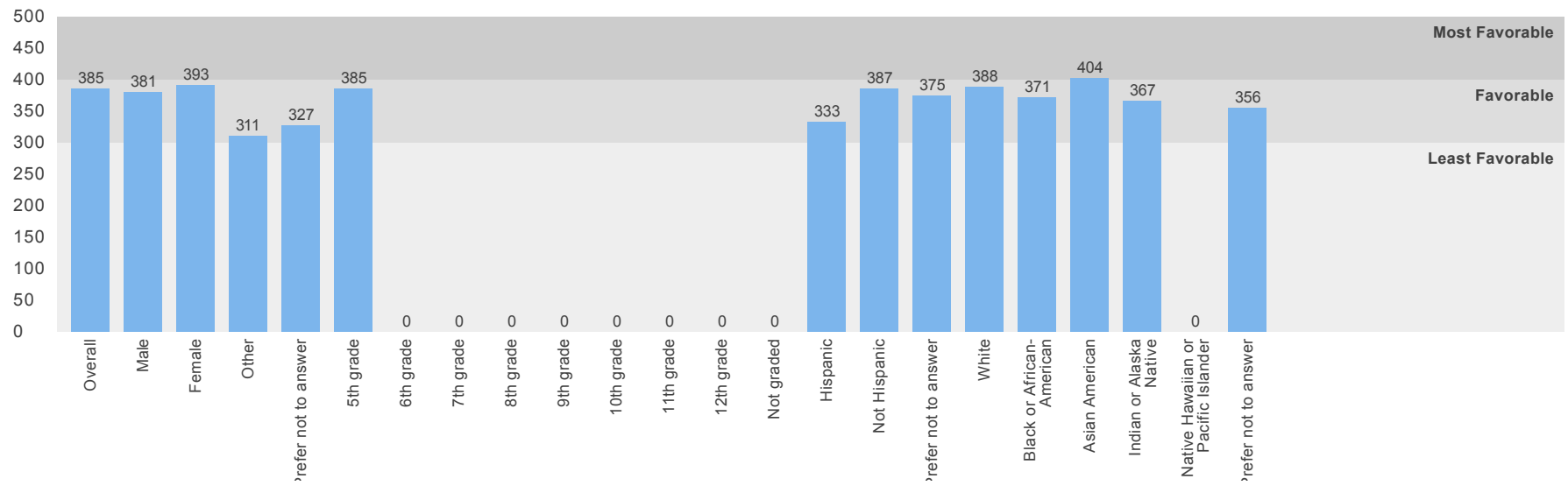
### Bullying/Cyberbullying



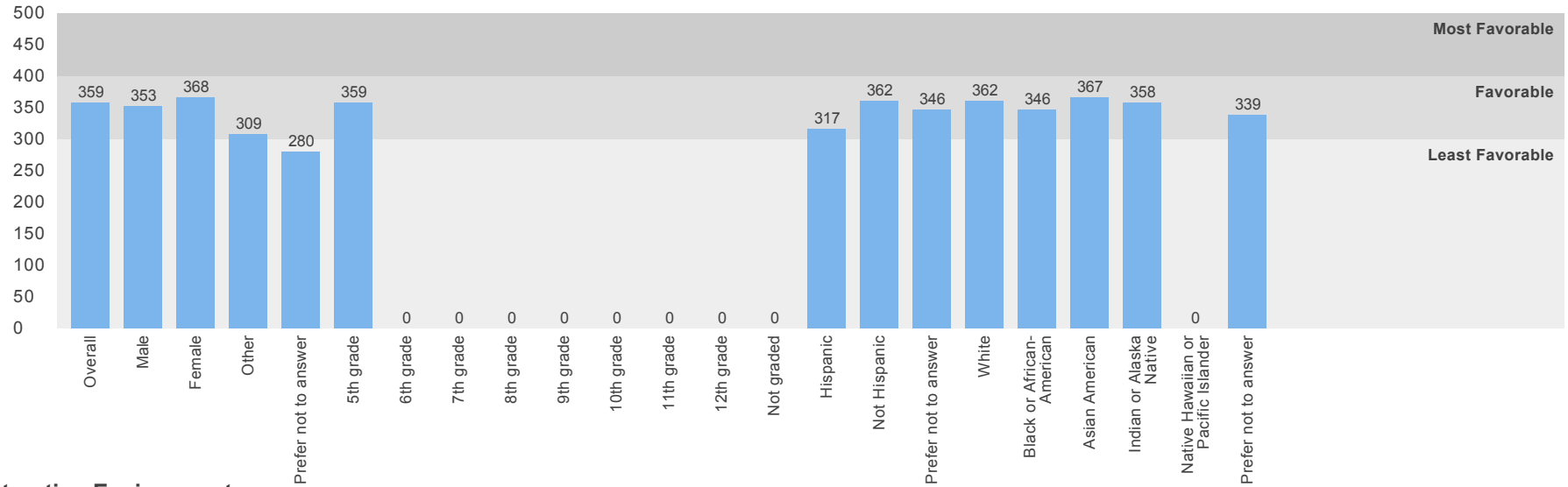
### Substance Abuse



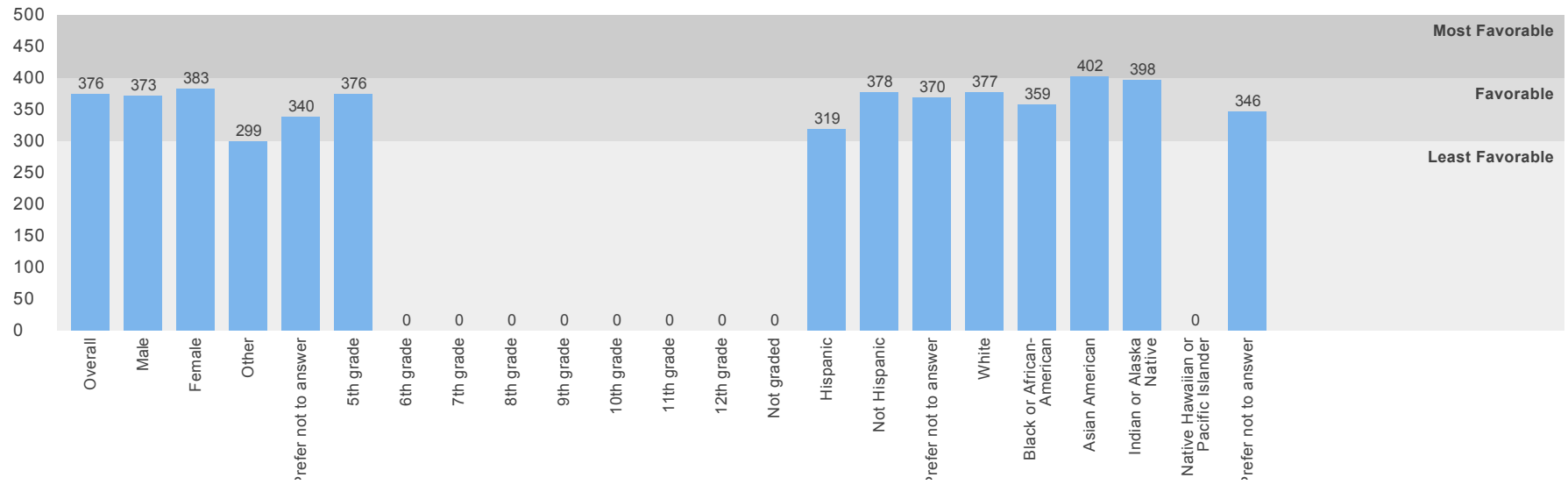
### Environment



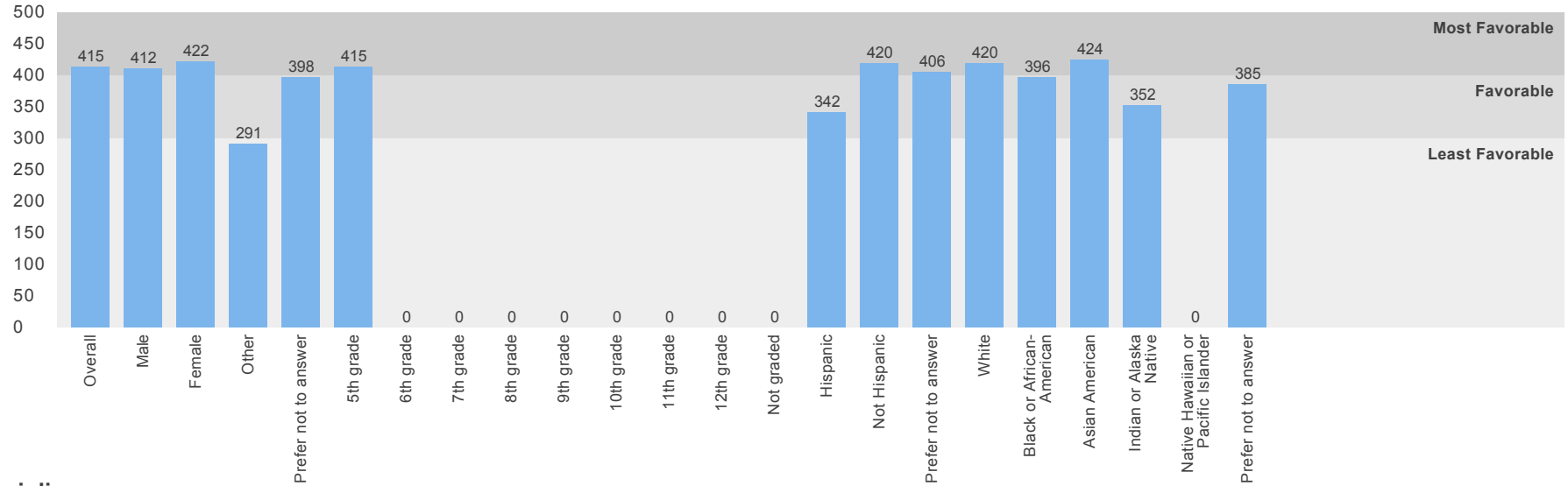
### Physical Environment



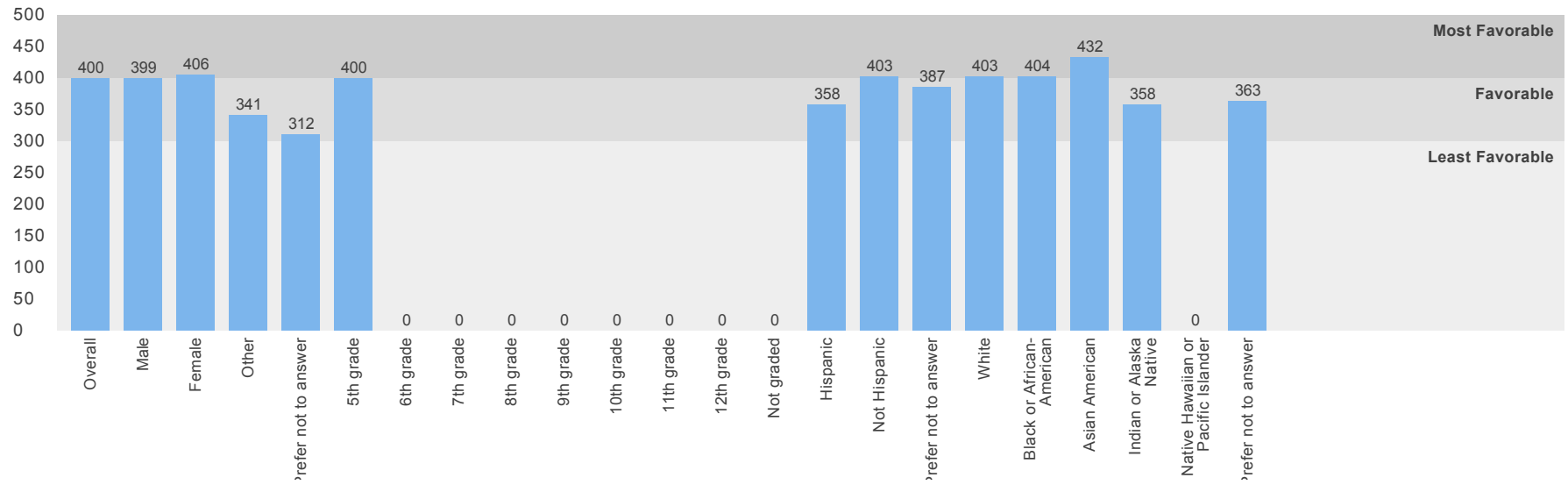
### Instruction Environment



### Mental Health



### Discipline



**Number of Submissions: 68**

The top percentage is for this school, the bottom is for the district

	Male	Female	Other	Prefer not to answer
Are you male or female?	47%	50%	1%	1%
	48%	47%	2%	3%

	5th grade	6th grade	7th grade	8th grade	9th grade	10th grade	11th grade	12th grade	Not graded
What grade are you currently in at this school?	100%	0%	0%	0%	0%	0%	0%	0%	0%
	13%	13%	14%	13%	14%	10%	10%	11%	0%

	Hispanic	Not Hispanic	Prefer not to answer
Are you of Hispanic or Latino origin?	3%	71%	26%
	6%	84%	10%

	White	Black or African-American	Asian American	Indian or Alaska Native	Native Hawaiian or Pacific Islander	Prefer not to answer
What is your race?	75%	6%	9%	1%	0%	12%
	82%	5%	9%	2%	0%	6%

	Strongly Agree	Agree	Disagree	Strongly Disagree
All students are treated the same, regardless of whether their parents are rich or poor.	60%	32%	6%	1%
	38%	46%	13%	3%
Boys and girls are treated equally well.	44%	35%	16%	4%
	31%	44%	19%	6%
This school provides instructional materials (e.g., textbooks, handouts) that reflect my cultural background, ethnicity, and identity.	24%	50%	21%	6%
	28%	54%	14%	3%



Adults working at this school treat all students respectfully.	48% 29%	39% 49%	9% 18%	4% 5%
People of different cultural backgrounds, races, or ethnicities get along well at this school.	49% 40%	48% 53%	3% 6%	0% 2%
Teachers understand my problems.	31% 19%	54% 50%	13% 24%	1% 7%
Teachers are available when I need to talk with them.	31% 29%	62% 61%	6% 8%	1% 2%
It is easy to talk with teachers at this school.	22% 25%	60% 54%	15% 17%	3% 4%
My teachers help me feel good about myself.	41% 24%	54% 54%	4% 18%	0% 4%
I feel respected by other students.	35% 23%	53% 59%	10% 14%	1% 4%
If I am absent, there is a teacher or some other adult at school that will notice my absence.	62% 45%	37% 50%	0% 5%	1% 1%
I regularly attend school-sponsored events, such as school dances, sporting events, student performances, or other school activities.	22% 23%	58% 44%	18% 25%	1% 8%
I regularly participate in extra-curricular activities offered through this school, such as, school clubs or organizations, musical groups, sports teams, student government, or any other extra-curricular activities.	28% 30%	57% 44%	13% 20%	1% 6%
At this school, students have lots of chances to help decide things like class activities and rules.	16% 19%	49% 45%	24% 28%	10% 9%
I have lots of chances to be part of class discussions or activities.	37% 33%	54% 57%	4% 8%	4% 2%
I feel like I belong.	46% 28%	42% 53%	12% 14%	0% 5%
At this school, students talk about the importance of understanding their own feelings and the feelings of others.	31% 16%	34% 43%	26% 29%	9% 12%
I am happy to be at this school.	57% 31%	40% 50%	3% 12%	0% 7%

I feel like I am part of this school.	54% 30%	35% 52%	9% 13%	1% 5%
I feel socially accepted.	44% 28%	41% 54%	15% 13%	0% 5%
I feel safe at this school.	50% 34%	46% 52%	4% 10%	0% 3%
I sometimes stay home because I don't feel safe at this school.	0% 4%	2% 8%	29% 37%	70% 51%
Students at this school threaten to hurt other students.	1% 5%	4% 22%	41% 43%	53% 29%
Students at this school steal money, electronics, or other valuable things while at school.	0% 3%	1% 14%	21% 45%	78% 37%
Students at this school damage or destroy other students' property.	1% 4%	1% 18%	31% 49%	66% 29%
Students at this school fight a lot.	0% 4%	7% 15%	31% 53%	62% 28%
Students at this school are teased or picked on about their race or ethnicity.	1% 5%	1% 13%	24% 43%	74% 39%
Students at this school are teased or picked on about their cultural background or religion.	1% 4%	0% 13%	25% 45%	73% 38%
Students at this school are teased or picked on about their physical or mental disability.	0% 7%	6% 18%	27% 41%	67% 33%
Students at this school are teased or picked on about their real or perceived sexual orientation.	0% 10%	2% 22%	30% 37%	68% 31%
Students at this school are often bullied.	0% 6%	9% 19%	37% 53%	54% 23%
Students at this school try to stop bullying.	29% 15%	53% 48%	13% 29%	4% 8%
I know students who often spread mean rumors or lies about others at this school on the internet (i.e., Facebook™, email, and instant message).	1% 9%	6% 23%	36% 43%	57% 26%

I know students who use/try alcohol or drugs while at school or school-sponsored events.	0% 9%	0% 15%	18% 33%	82% 43%
I know students at this school who think it is okay to smoke cigarettes or vape.	0% 15%	1% 24%	16% 25%	82% 36%
I know students at this school who think it is okay to get drunk.	0% 12%	0% 19%	16% 29%	84% 40%
I know students at this school who think it is okay to try drugs.	1% 13%	0% 20%	19% 28%	79% 40%
I know what to do if there is an emergency, natural disaster (tornado, flood) or a dangerous situation (e.g. violent person on campus) during the school day.	43% 30%	43% 52%	7% 12%	7% 6%
If I hear about a threat to school or student safety, I would report it to someone in authority.	63% 40%	28% 49%	6% 8%	3% 3%
The bathrooms in this school are clean.	6% 8%	57% 43%	22% 28%	15% 20%
The temperature in this school is comfortable all year round.	24% 12%	45% 36%	19% 33%	12% 19%
The school grounds are kept clean.	33% 17%	54% 61%	10% 17%	3% 5%
I think that students are proud of how this school looks on the outside.	33% 19%	54% 60%	13% 17%	0% 4%
Broken things at this school get fixed quickly.	25% 16%	49% 52%	24% 25%	3% 7%
My teachers praise me when I work hard in school.	29% 18%	47% 49%	21% 26%	3% 6%
My teachers give me individual attention when I need it.	31% 21%	53% 61%	13% 14%	3% 3%
My teachers often connect what I am learning to life outside the classroom.	22% 14%	47% 47%	19% 31%	12% 8%
The things I'm learning in school are important to me.	36% 19%	54% 52%	9% 20%	1% 9%

My teachers expect me to do my best all the time.	47% 36%	37% 55%	12% 7%	4% 2%
My teachers really care about me.	49% 24%	43% 53%	6% 19%	1% 4%
I can talk to my teachers about problems I am having in class.	41% 25%	43% 56%	12% 15%	4% 4%
I stop and think before doing anything when I get angry.	39% 25%	52% 57%	9% 14%	0% 4%
I try to work out my disagreements with other students by talking to them.	40% 22%	50% 61%	9% 14%	1% 3%
My teachers make it clear to me when I have misbehaved in class.	40% 29%	51% 62%	6% 7%	3% 2%
Adults working at this school reward students for positive behavior.	32% 19%	43% 49%	22% 26%	3% 6%
Adults working at this school help students develop strategies to understand and control their feelings and actions.	51% 23%	43% 51%	4% 21%	1% 6%
School rules are applied equally to all students.	60% 27%	31% 46%	6% 17%	3% 10%
Discipline is fair.	46% 21%	40% 54%	7% 16%	7% 9%