

# Bethlehem Central School District

BCSD Instructional Staff

1/9/2023 - 1/20/2023

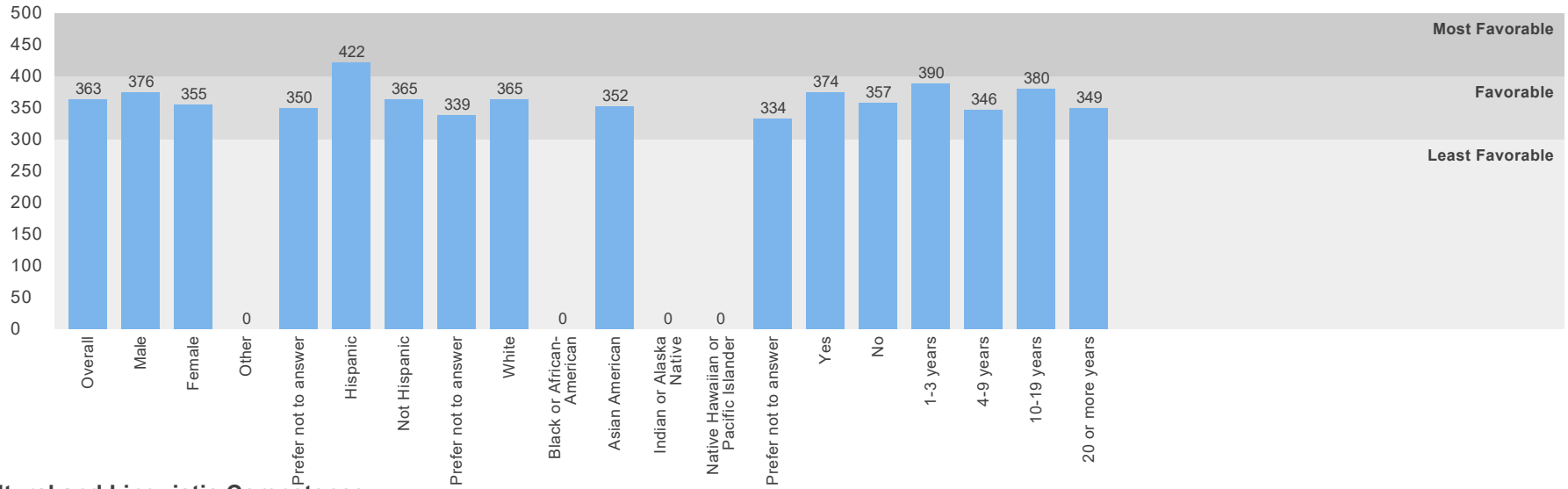
BETHLEHEM CENTRAL HS; BETHLEHEM CENTRAL MS; Central Office; District Wide; EAGLE ES;  
ELSMERE ES; GLENMONT ES; HAMAGRAEL ES; O & M ; SLINGERLANDS ES; Transportation



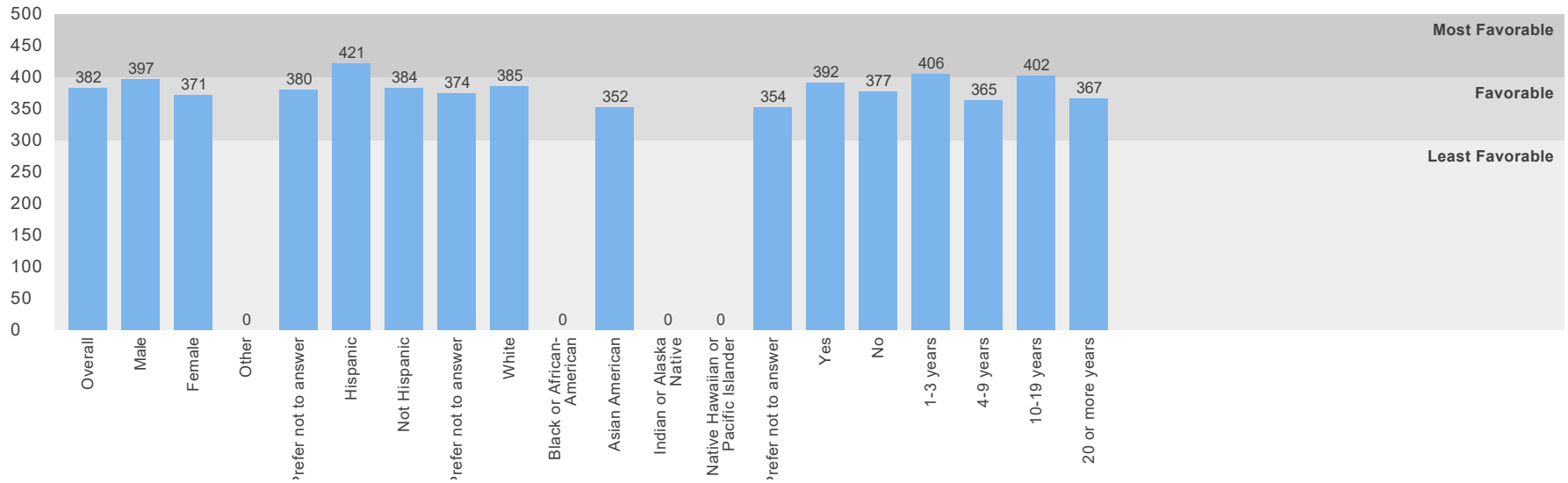
## BETHLEHEM CENTRAL HS

### Scale Scores by Demographic

#### Engagement



#### Cultural and Linguistic Competence

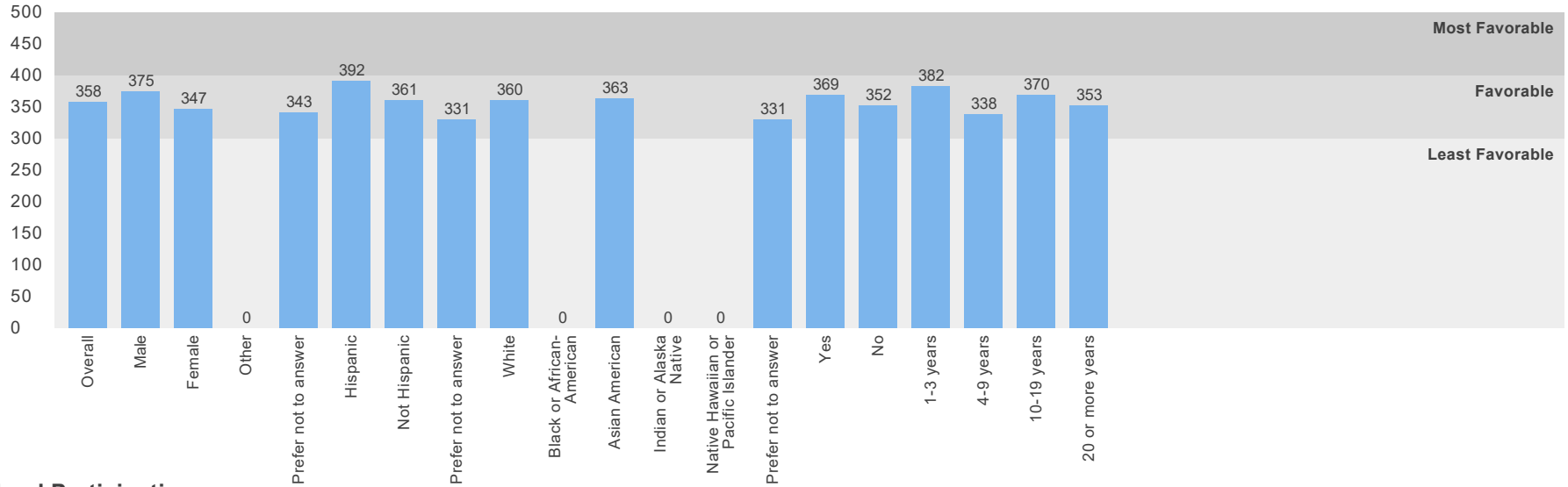


### Relationships

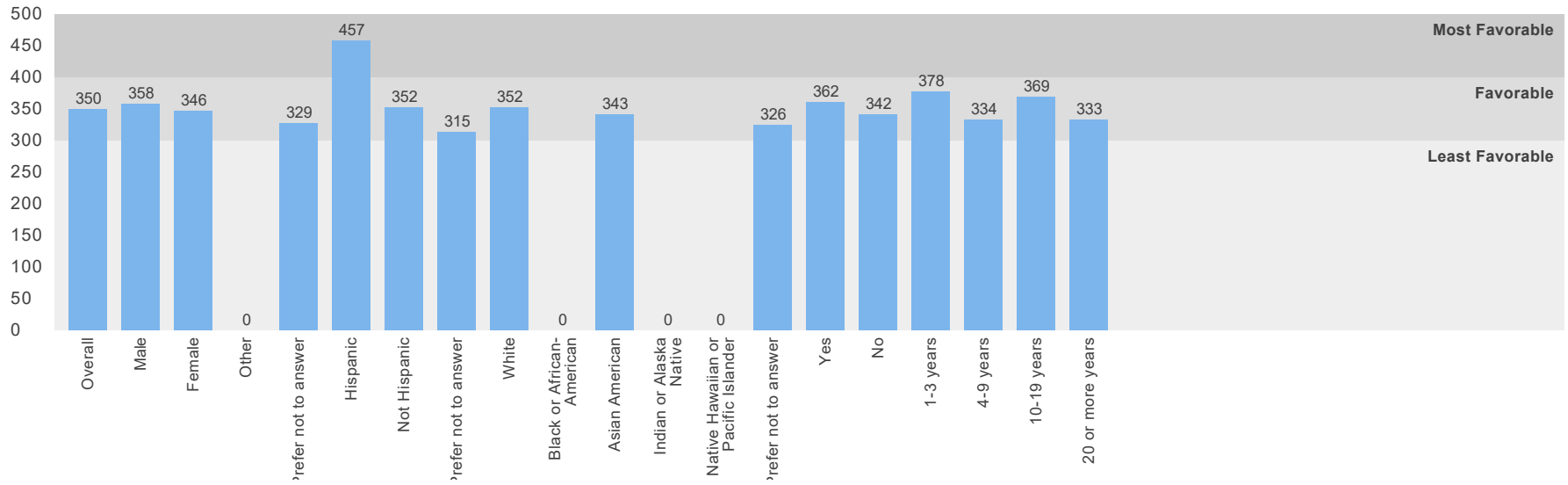
F

F

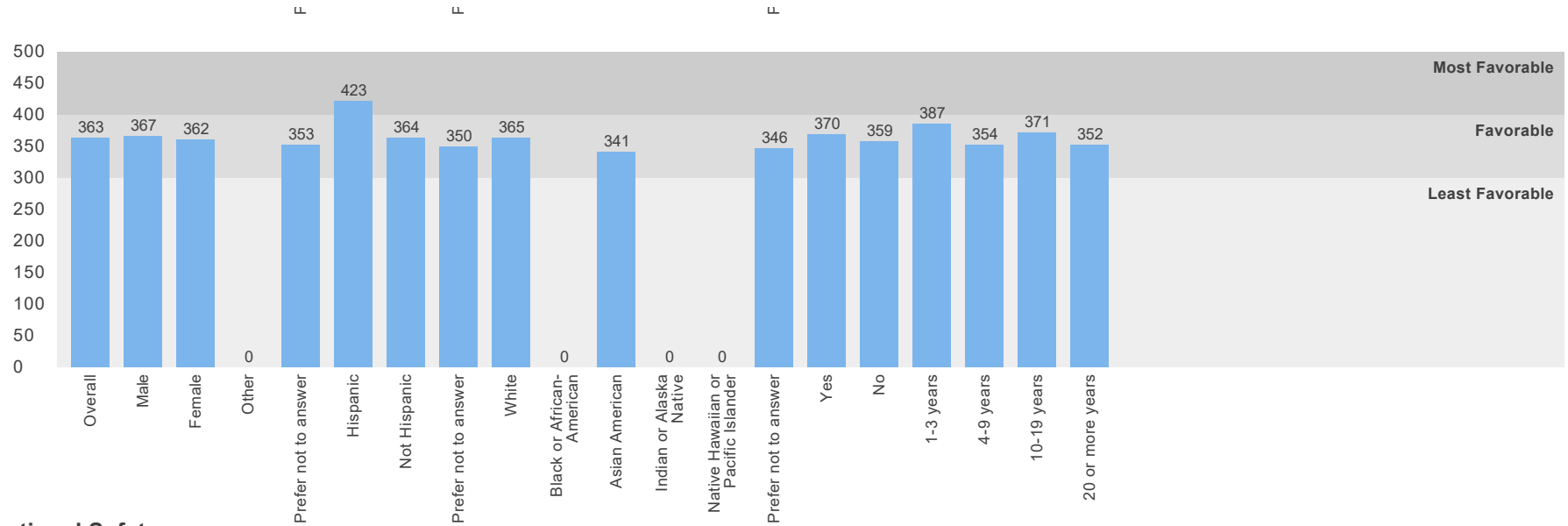
F



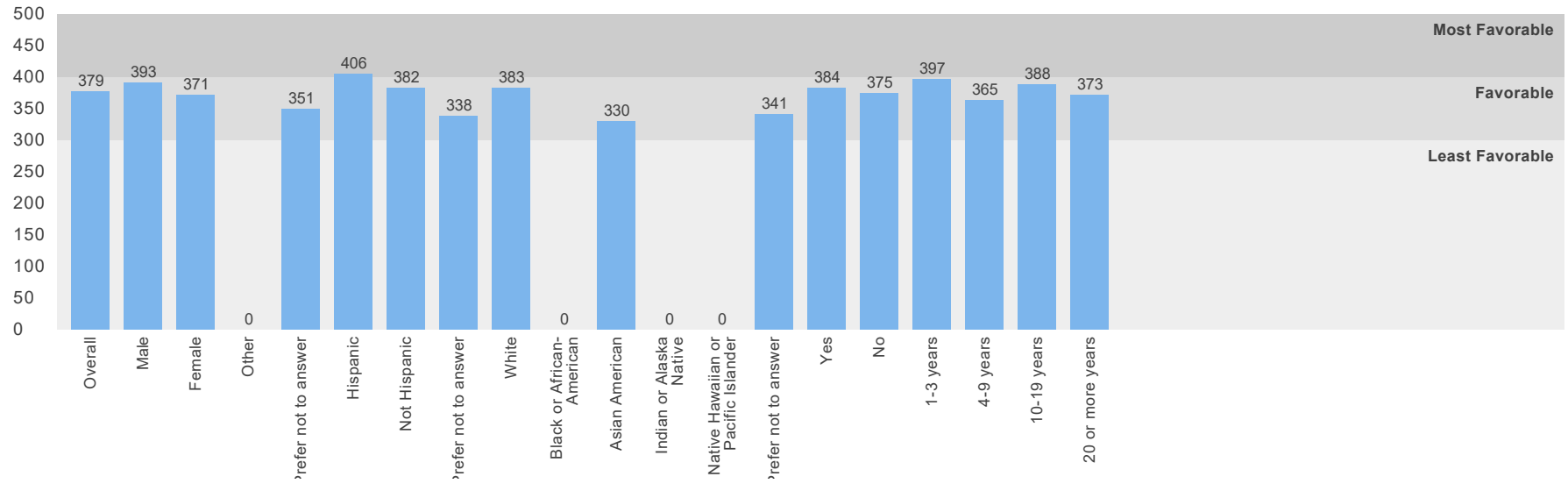
### School Participation



### Safety



### Emotional Safety

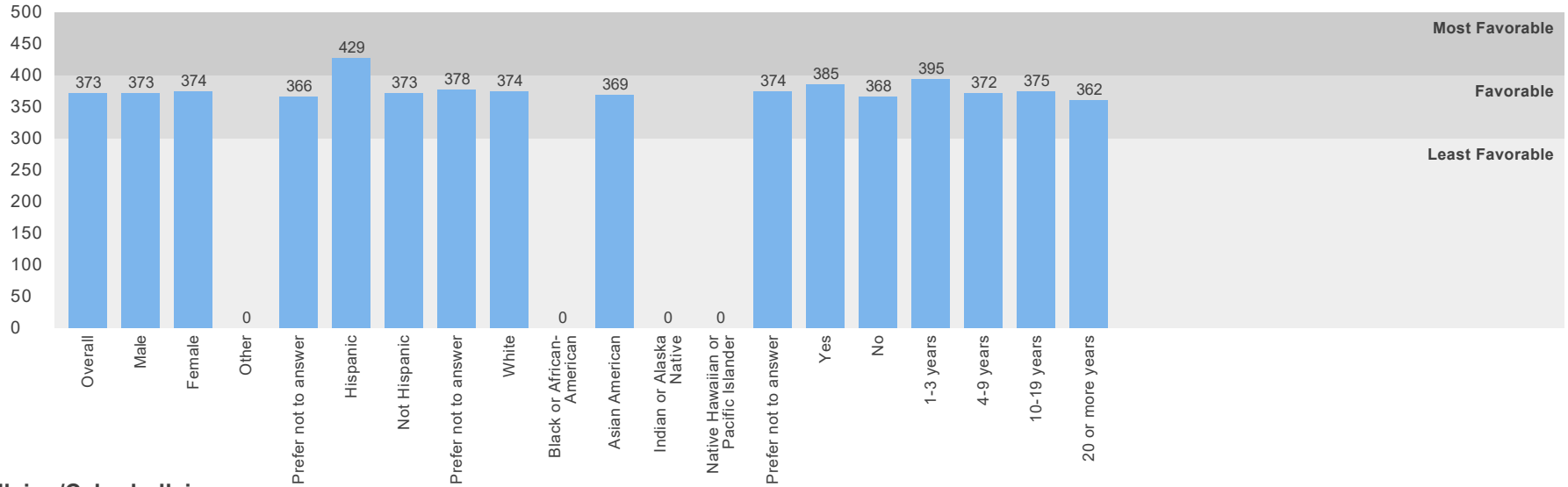


### Physical Safety

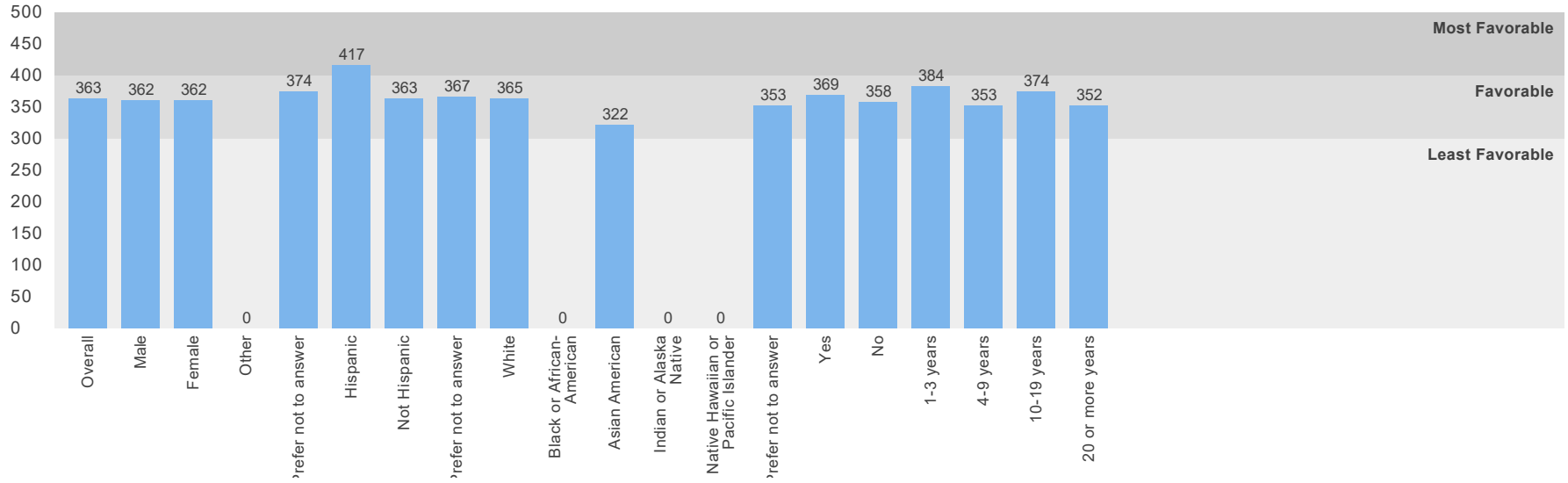
F

F

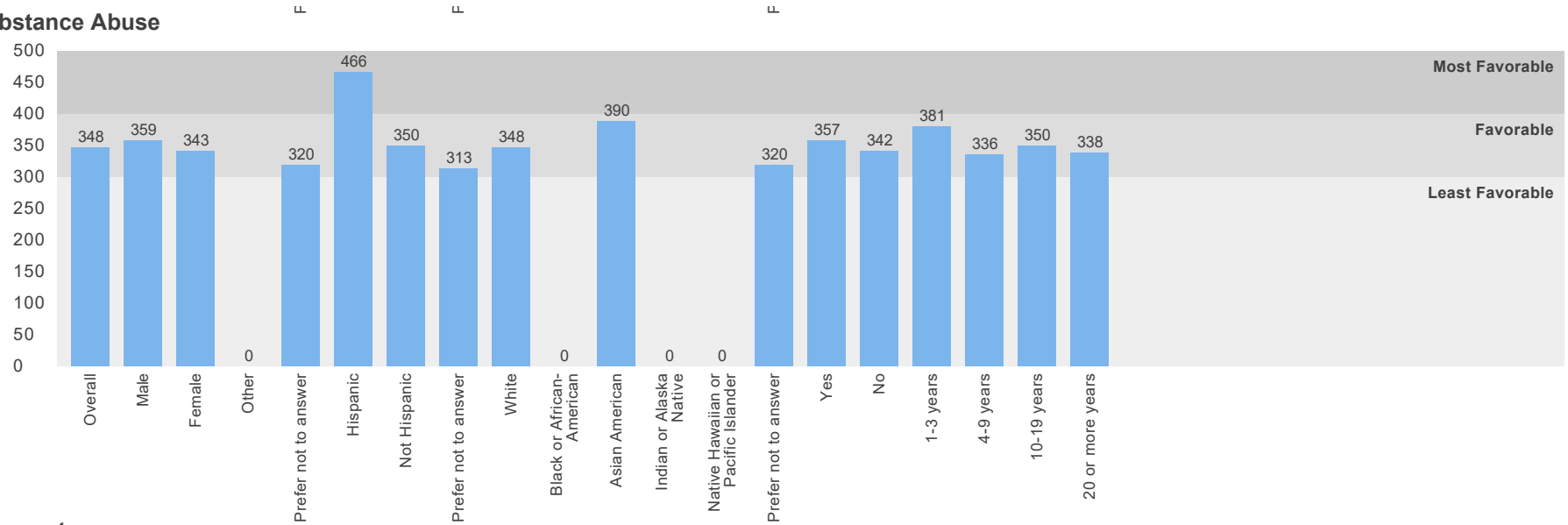
F



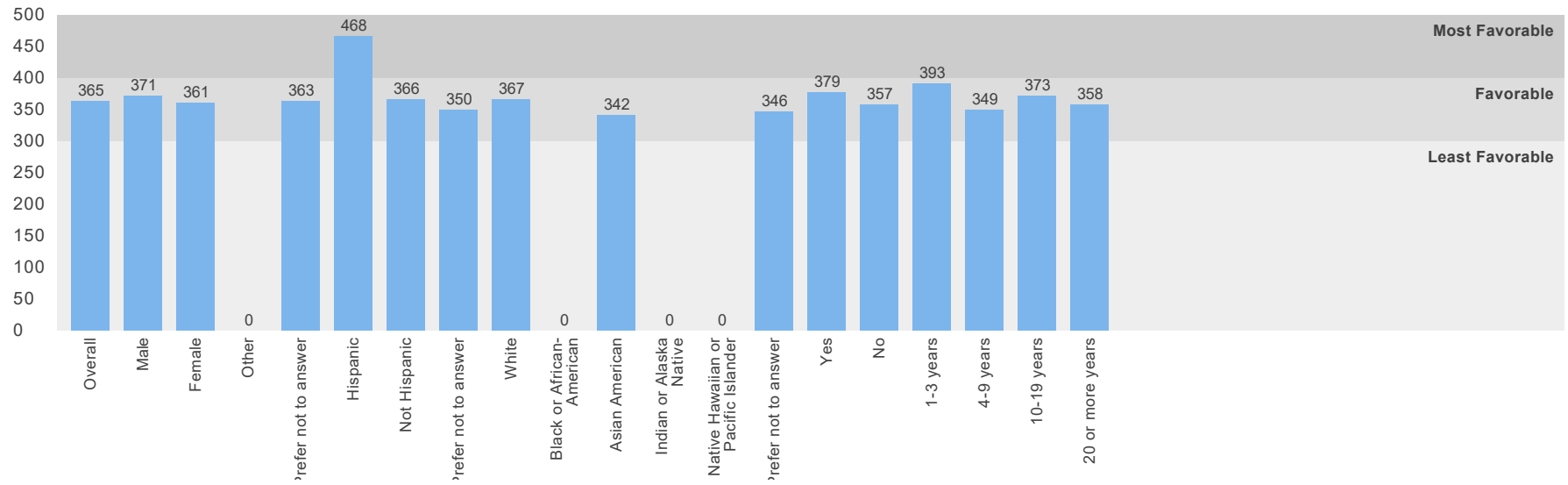
### Bullying/Cyberbullying



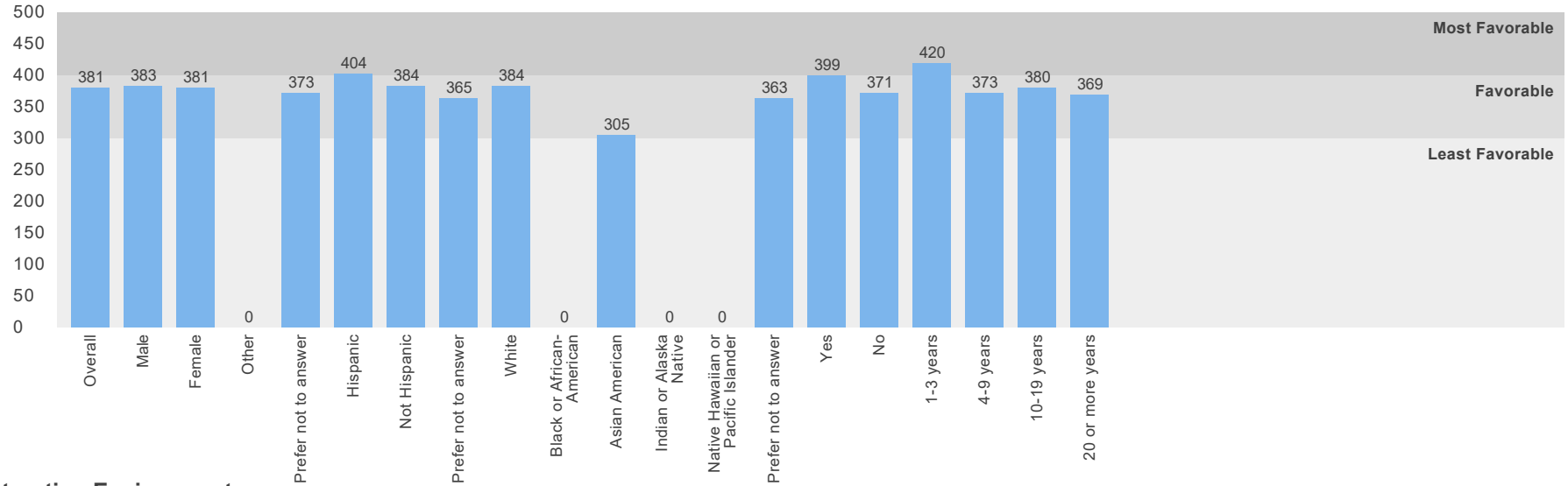
### Substance Abuse



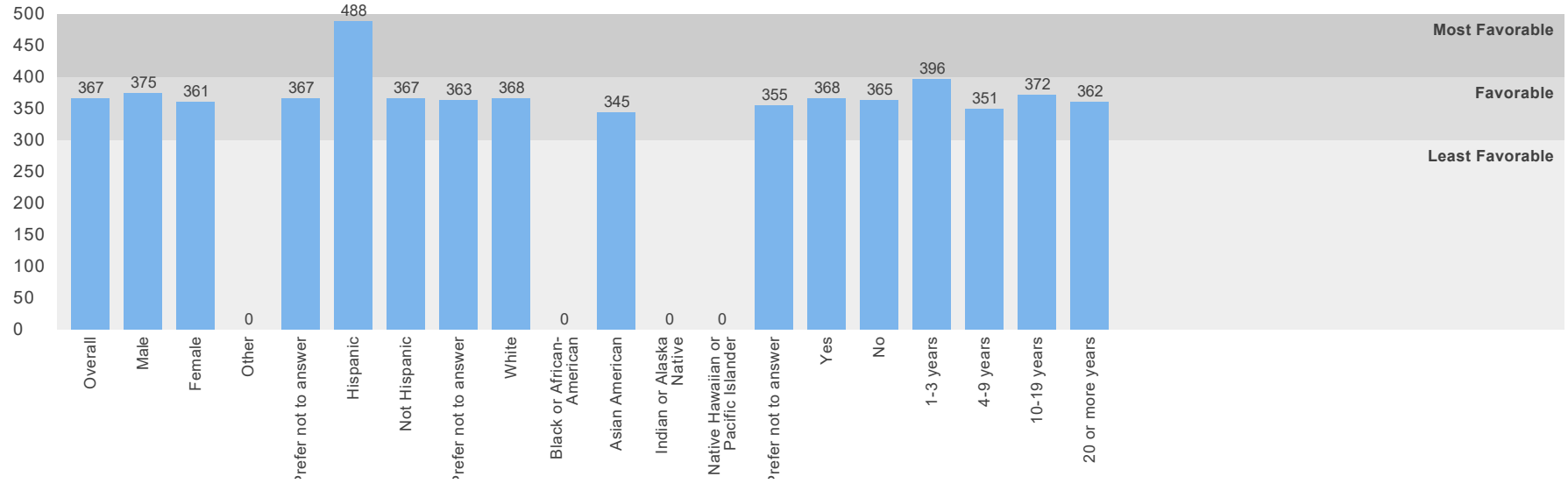
### Environment



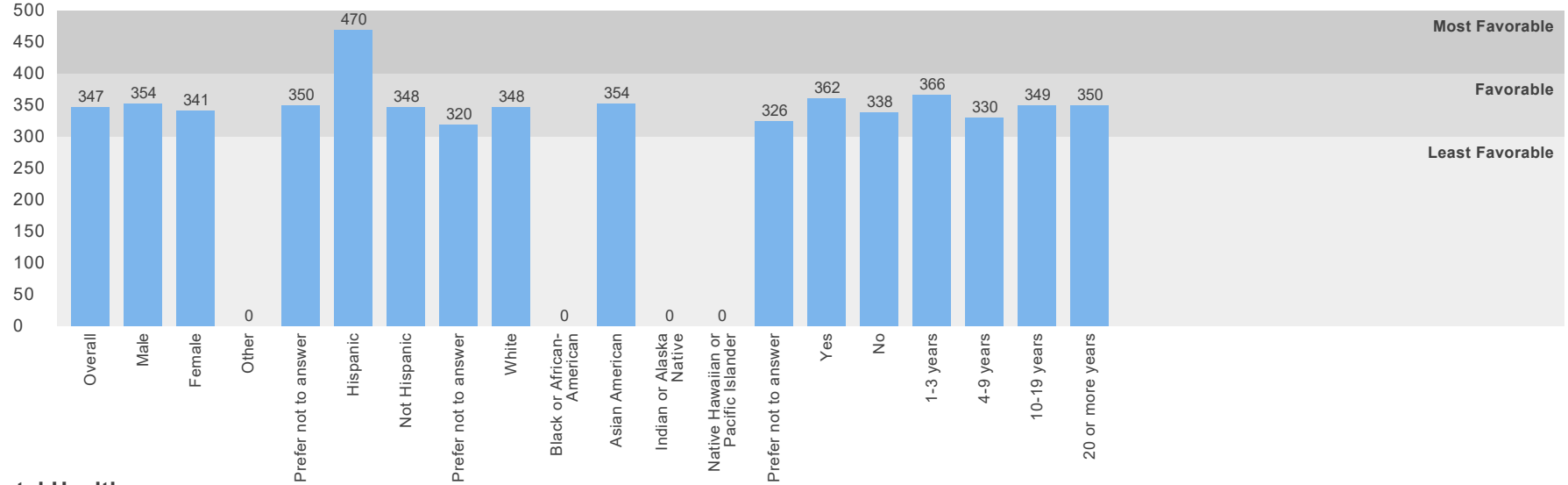
### Physical Environment



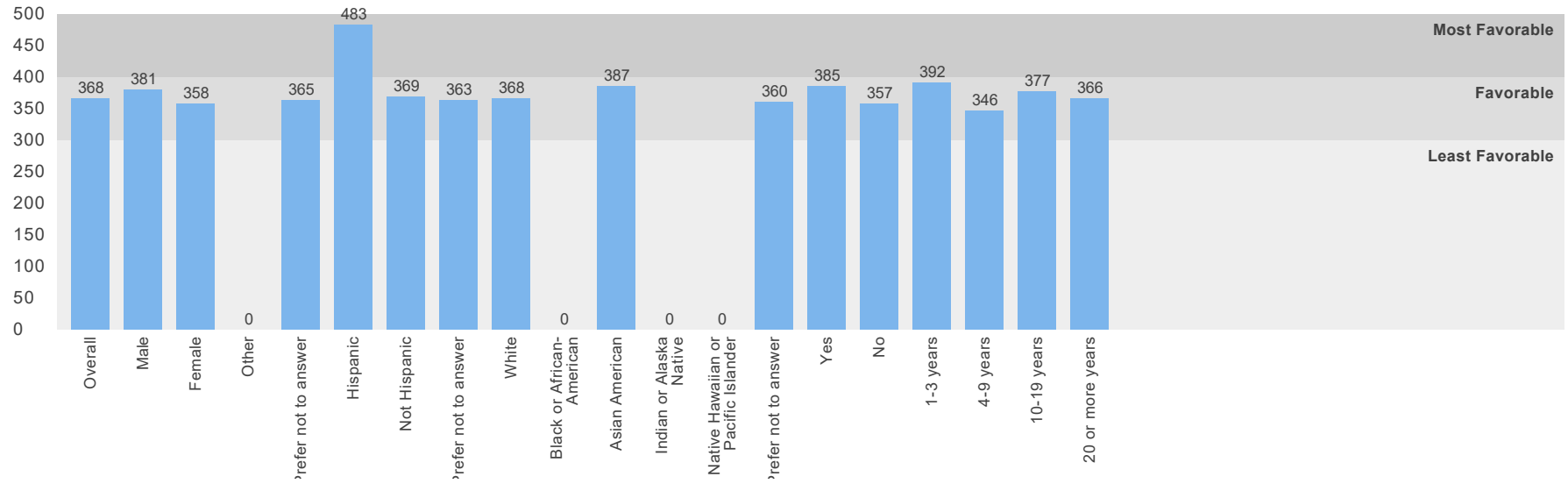
### Instruction Environment



### Physical Health

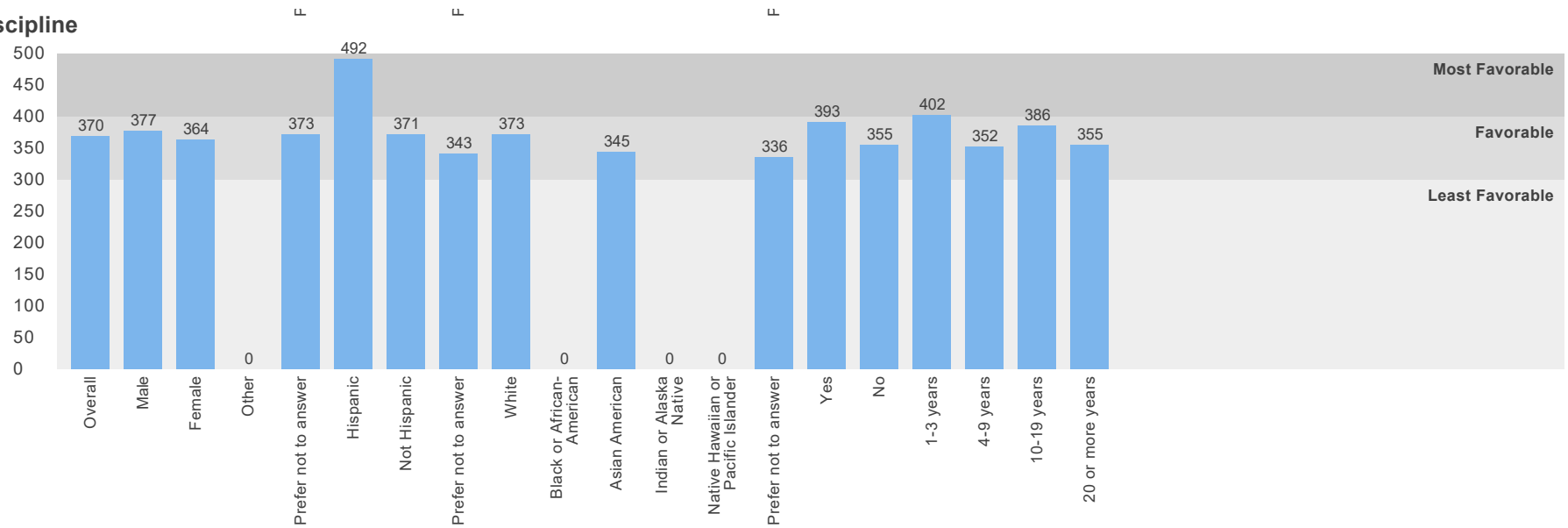


### Mental Health





**Discipline**



**Number of Submissions: 80**

The top percentage is for this school, the bottom is for the district

	Male	Female	Other	Prefer not to answer
Are you male or female?	40%	54%	0%	6%
	24%	68%	0%	8%

	Hispanic	Not Hispanic	Prefer not to answer
Are you of Hispanic or Latino origin?	1%	94%	5%
	0%	91%	8%

	White	Black or African-American	Asian American	Indian or Alaska Native	Native Hawaiian or Pacific Islander	Prefer not to answer

What is your race?	91%	0%	3%	0%	0%	6%
	93%	0%	1%	0%	0%	7%

	Yes	No
Is your main assignment/responsibility at this school to provide instruction or other support services to any of these types of students - Special Education, English Language Learners, Gifted and Talented Education students, or Migrant Education?	35%	65%
	40%	60%

	1-3 years	4-9 years	10-19 years	20 or more years
How many years have you been working at this school?	15%	26%	28%	31%
	19%	27%	30%	24%

	Strongly Agree	Agree	Disagree	Strongly Disagree
At this school, all students are treated equally, regardless of whether their parents are rich or poor.	35%	44%	20%	1%
	39%	44%	16%	2%
This school encourages students to take challenging classes no matter their race, ethnicity, nationality, and/or cultural background (e.g., honor level courses, gifted courses, AP or IB courses).	48%	44%	5%	3%
	45%	47%	6%	1%
This school provides instructional materials (e.g., textbooks, handouts) that reflect students' cultural background, ethnicity and identity.	19%	54%	25%	1%
	19%	62%	19%	0%
This school emphasizes showing respect for all students' cultural beliefs and practices.	55%	38%	6%	0%
	50%	46%	3%	0%
This school provides effective resources and training for teaching students with Individualized Education Programs (IEPs) across different languages and cultures.	29%	43%	25%	4%
	19%	47%	31%	3%
This school provides effective supports for students needing alternative modes of communication (e.g., manual signs, communication boards, computer-based devices, picture exchange systems, Braille).	46%	45%	9%	0%
	36%	55%	8%	0%
Staff do a good job helping parents to support their children's learning at home.	29%	62%	9%	0%
	33%	62%	6%	0%
Staff do a good job helping parents understand when their child needs to learn social, emotional, and character skills.	27%	62%	12%	0%
	30%	61%	9%	0%

If a student has done something well or makes improvement, staff contact his/her parents.	11% 18%	63% 68%	25% 14%	0% 0%
This school asks families to volunteer at the school.	9% 21%	43% 49%	45% 28%	3% 2%
This school communicates with parents in a timely and ongoing basis.	42% 47%	56% 50%	3% 2%	0% 0%
My level of involvement in decision making at this school is fine with me.	16% 24%	38% 49%	43% 22%	3% 5%
Staff at this school have many informal opportunities to influence what happens within the school.	15% 20%	43% 52%	39% 24%	4% 3%
At this school, students are given the opportunity to take part in decision making.	18% 13%	56% 57%	24% 28%	3% 1%
Administrators involve staff in decision-making.	11% 16%	37% 51%	44% 26%	8% 7%
This school provides students with opportunities to take a lead role in organizing programs and activities.	26% 21%	66% 61%	8% 17%	0% 1%
Students are encouraged to get involved in extra-curricular activities.	60% 46%	39% 51%	0% 1%	1% 1%
I feel like I belong.	36% 41%	51% 50%	11% 8%	1% 1%
I feel satisfied with the recognition I get for doing a good job.	21% 28%	46% 47%	24% 17%	9% 8%
I feel comfortable discussing feelings, worries, and frustrations with my supervisor.	44% 40%	37% 39%	14% 13%	5% 8%
This school inspires me to do the very best at my job.	32% 36%	51% 48%	16% 14%	1% 2%
People at this school care about me as a person.	33% 36%	55% 54%	9% 8%	4% 2%
I can manage almost any student behavior problem.	41% 37%	51% 57%	6% 5%	1% 1%

I feel safe at this school.	47% 46%	49% 51%	4% 3%	0% 1%
The following types of problems occur at this school often: physical conflicts among students.	0% 0%	14% 9%	64% 57%	23% 34%
The following types of problems occur at this school often: robbery or theft.	0% 0%	11% 8%	66% 51%	23% 41%
The following types of problems occur at this school often: vandalism.	3% 1%	40% 22%	51% 51%	6% 26%
The following types of problems occur at this school often: student possession of weapons.	0% 0%	3% 1%	59% 43%	39% 55%
The following types of problems occur at this school often: sexual assault or dating violence.	3% 1%	16% 9%	60% 45%	21% 45%
The following types of problems occur at this school often: physical abuse of teachers.	1% 0%	0% 0%	43% 39%	56% 60%
The following types of problems occur at this school often: student verbal abuse of teachers.	3% 1%	19% 12%	62% 57%	16% 29%
I think that bullying is a frequent problem at this school.	5% 2%	40% 30%	51% 53%	4% 14%
I think that cyberbullying is a frequent problem among students at this school.	14% 9%	56% 42%	28% 36%	3% 14%
Students at this school would feel comfortable reporting a bullying incident to a teacher or other staff.	8% 10%	63% 73%	30% 17%	0% 0%
Staff at this school always stop bullying when they see it.	16% 23%	56% 60%	26% 16%	1% 1%
Staff at this school are teased or picked on about their race or ethnicity.	1% 0%	8% 5%	55% 44%	36% 50%
Staff at this school are teased or picked on about their cultural background or religion.	1% 0%	11% 6%	51% 43%	36% 50%
Staff at this school are teased or picked on about their physical or mental disability.	0% 0%	4% 3%	60% 45%	36% 52%

Staff at this school are teased or picked on about their sexuality.	1% 0%	5% 4%	58% 44%	35% 51%
---	----------	----------	------------	------------

	<b>Not a Problem</b>	<b>Small Problem</b>	<b>Somewhat a Problem</b>	<b>Large Problem</b>
At this school, how much of a problem is student drug use?	5% 50%	38% 23%	44% 21%	14% 6%
At this school, how much of a problem is student use of electronic cigarettes?	6% 49%	28% 20%	48% 23%	19% 8%
At this school, how much of a problem is student use of tobacco (e.g., cigarettes, chew, cigars)?	38% 65%	38% 22%	24% 12%	1% 1%
At this school, how much of a problem is student alcohol use?	11% 53%	29% 20%	44% 20%	16% 7%

	<b>Strongly Agree</b>	<b>Agree</b>	<b>Disagree</b>	<b>Strongly Disagree</b>
This school collaborates well with community organizations to help address youth substance use problems.	17% 13%	58% 63%	19% 20%	6% 4%
This school has adequate resources to address substance use prevention.	16% 11%	61% 68%	20% 18%	4% 3%
This school provides effective confidential support and referral services for students needing help because of substance abuse (e.g., a Student Assistance Program).	24% 17%	62% 67%	10% 14%	4% 2%
This school has programs that address substance use among students.	16% 12%	58% 62%	25% 24%	1% 2%
I know what to do if there is an emergency, natural disaster (tornado, flood) or a dangerous situation (e.g., violent person on campus) during the school day.	31% 35%	64% 62%	4% 2%	1% 1%
This school has a written plan that describes procedures to be performed in shootings.	37% 38%	56% 55%	5% 5%	3% 1%
This school has a written plan that clearly describes procedures to be performed in natural disasters (e.g., earthquakes or tornadoes).	31% 37%	53% 53%	15% 8%	1% 1%
This school or school district provides effective training in safety procedures to staff (e.g., lockdown training or fire drills).	46% 46%	50% 47%	3% 6%	1% 1%

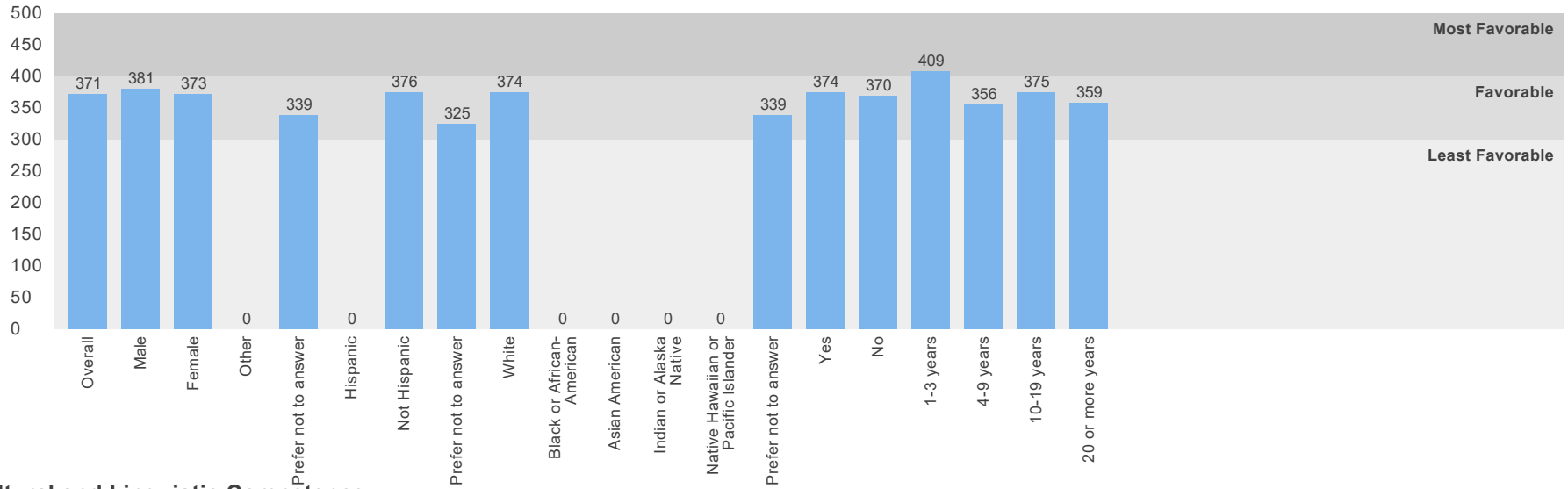
This school looks clean and pleasant.	39% 40%	51% 50%	9% 8%	1% 2%
This school is an inviting work environment.	36% 39%	56% 54%	5% 5%	3% 2%
My teaching is hindered by poor heating, cooling, and/or lighting systems at this school.	10% 8%	21% 20%	49% 53%	20% 18%
My teaching is hindered by a lack of instructional space (e.g., classrooms) at this school.	1% 2%	5% 8%	55% 55%	39% 34%
My teaching is hindered by a lack of textbooks and basic supplies at this school.	1% 0%	6% 4%	53% 59%	39% 36%
My teaching is hindered by inadequate or outdated equipment or facilities at this school.	0% 0%	8% 6%	53% 59%	39% 36%
The students in my class(es) come to class prepared with the appropriate supplies and books.	21% 16%	68% 73%	10% 9%	1% 1%
Once we start a new program at this school, we follow up to make sure that it's working.	6% 6%	49% 50%	39% 38%	6% 7%
The programs and resources at this school are adequate to support students' learning.	23% 17%	69% 70%	9% 12%	0% 1%
Teachers at this school feel responsible to help each other do their best.	28% 28%	49% 60%	19% 10%	4% 1%
Teachers at this school feel that it is a part of their job to prepare students to succeed in college.	48% 37%	47% 57%	4% 6%	1% 1%
The programs and resources at this school are adequate to support students with special needs or disabilities.	35% 25%	53% 60%	11% 15%	0% 2%
This school provides the materials, resources, and training necessary for me to support students' physical health and nutrition.	18% 14%	53% 57%	26% 26%	4% 2%
This school places a priority on making healthy food choices.	14% 12%	61% 57%	20% 27%	5% 3%
This school places a priority on students' health needs.	21% 20%	63% 64%	14% 14%	3% 2%

This school places a priority on students' physical activity.	19% 20%	56% 62%	21% 15%	4% 3%
This school provides quality counseling or other services to help students with social or emotional needs.	39% 35%	56% 54%	5% 10%	0% 0%
This school provides the materials, resources, and training necessary for me to support students' social or emotional needs.	20% 22%	55% 54%	20% 20%	5% 4%
This school places a priority on addressing students' mental health needs.	38% 33%	58% 54%	3% 10%	3% 2%
This school places a priority on teaching students strategies to manage their stress levels.	20% 25%	49% 53%	26% 20%	5% 2%
This school places a priority on helping students with their social, emotional, and behavioral problems.	26% 29%	60% 56%	10% 12%	4% 2%
Staff at this school are clearly informed about school policies and procedures.	28% 29%	47% 57%	23% 13%	1% 2%
Staff at this school recognize students for positive behavior.	42% 43%	57% 55%	1% 2%	0% 0%
School rules are applied equally to all students.	20% 28%	43% 47%	30% 20%	8% 5%
Discipline is fair.	20% 25%	51% 55%	24% 15%	5% 4%
This school effectively handles student discipline and behavior problems.	19% 23%	54% 56%	24% 17%	4% 4%
Staff at this school work together to ensure an orderly environment.	29% 36%	61% 57%	8% 6%	3% 1%

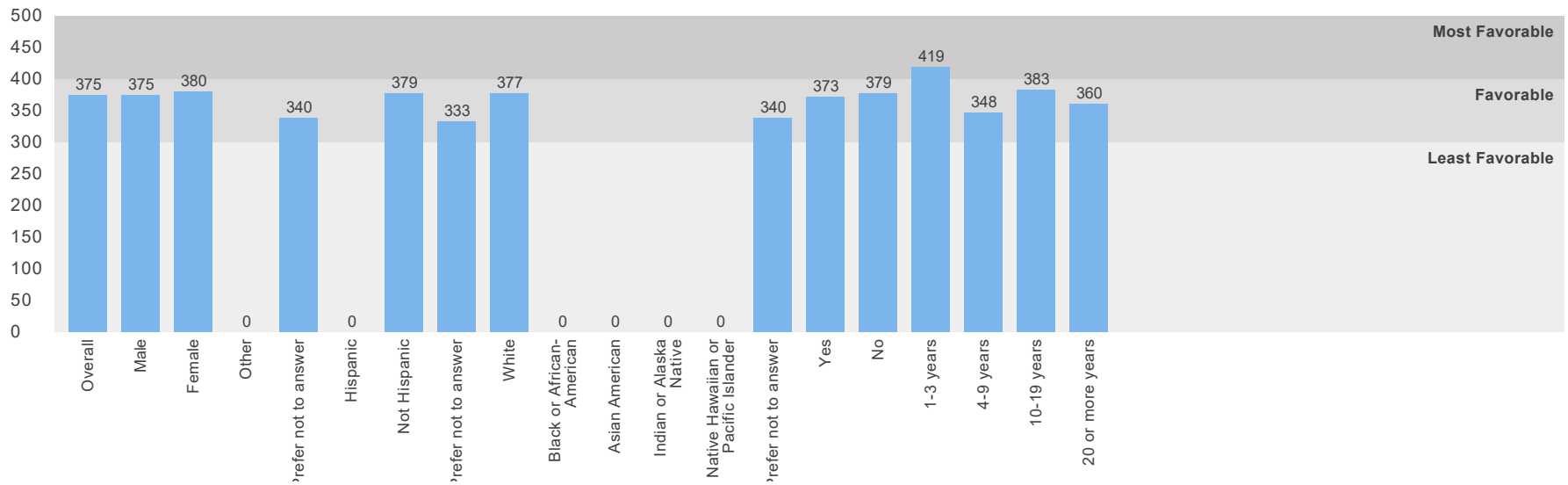
## BETHLEHEM CENTRAL MS

### Scale Scores by Demographic

#### Engagement

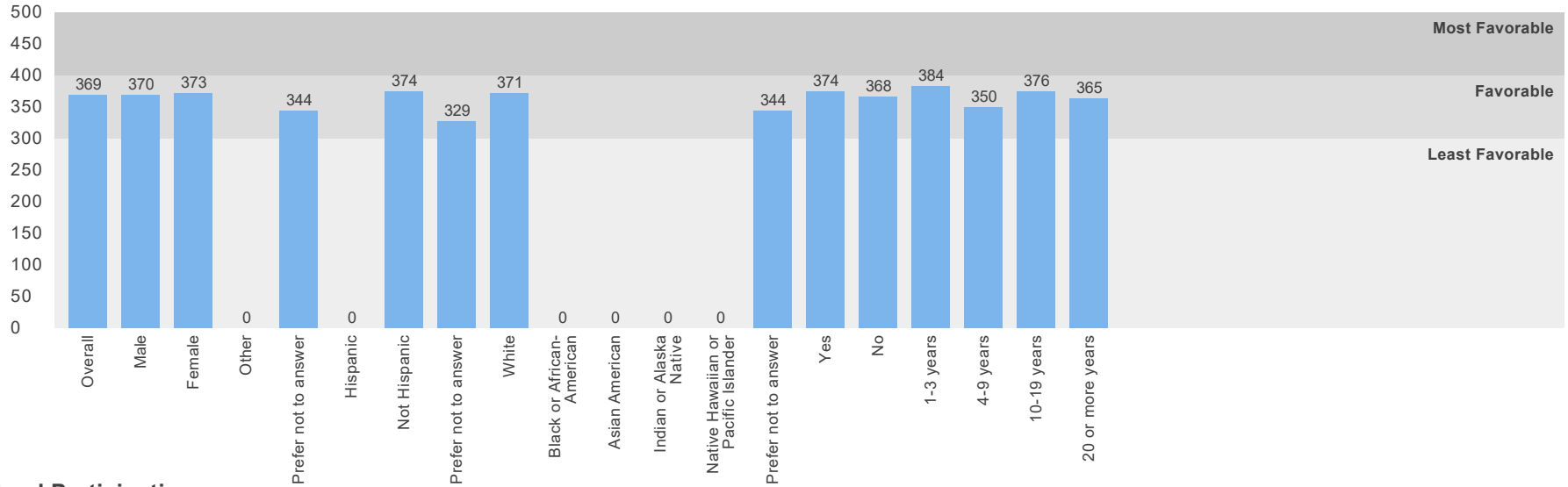


#### Cultural and Linguistic Competence

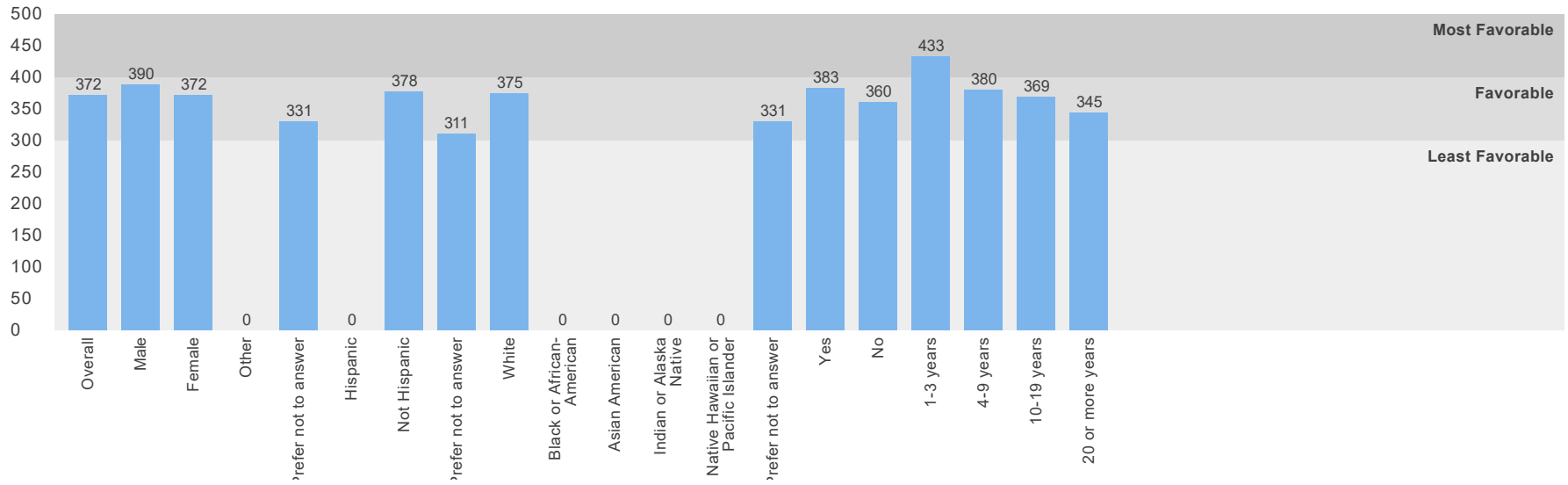




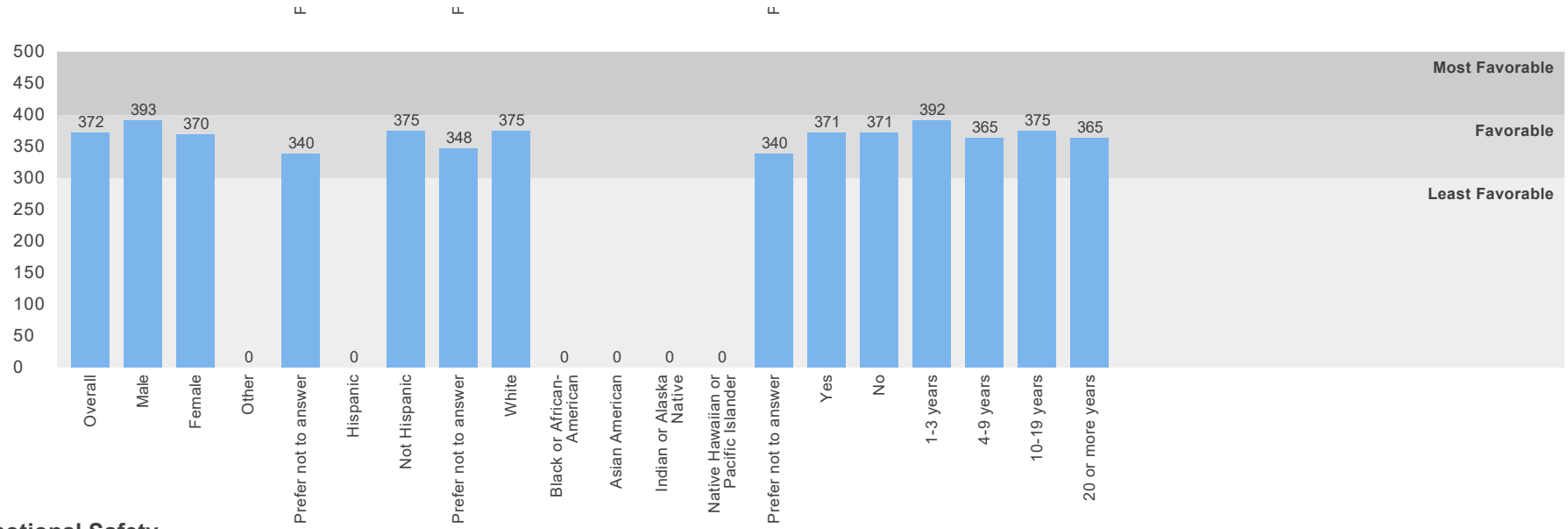
### Relationships



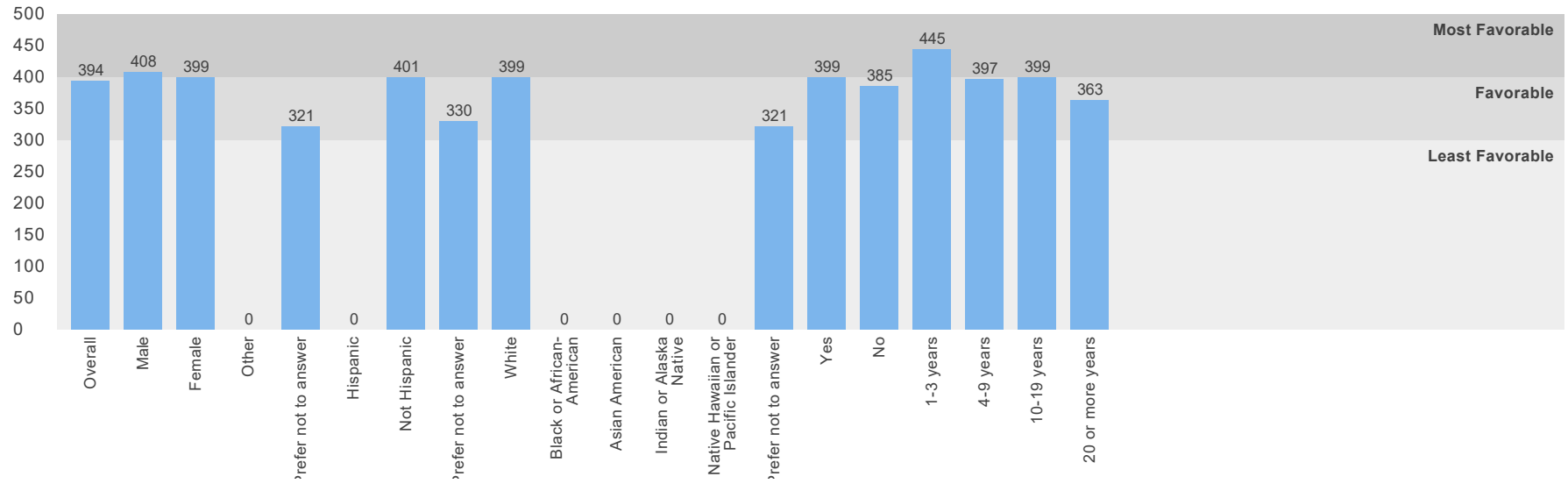
### School Participation



### Safety



### Emotional Safety

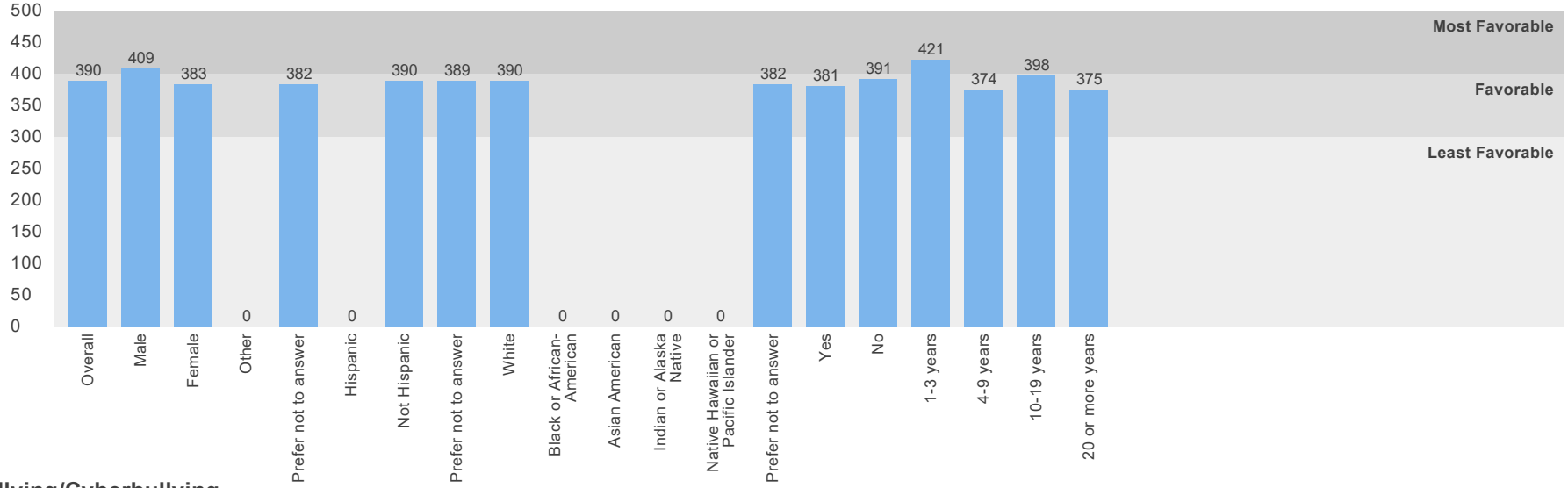


### Physical Safety

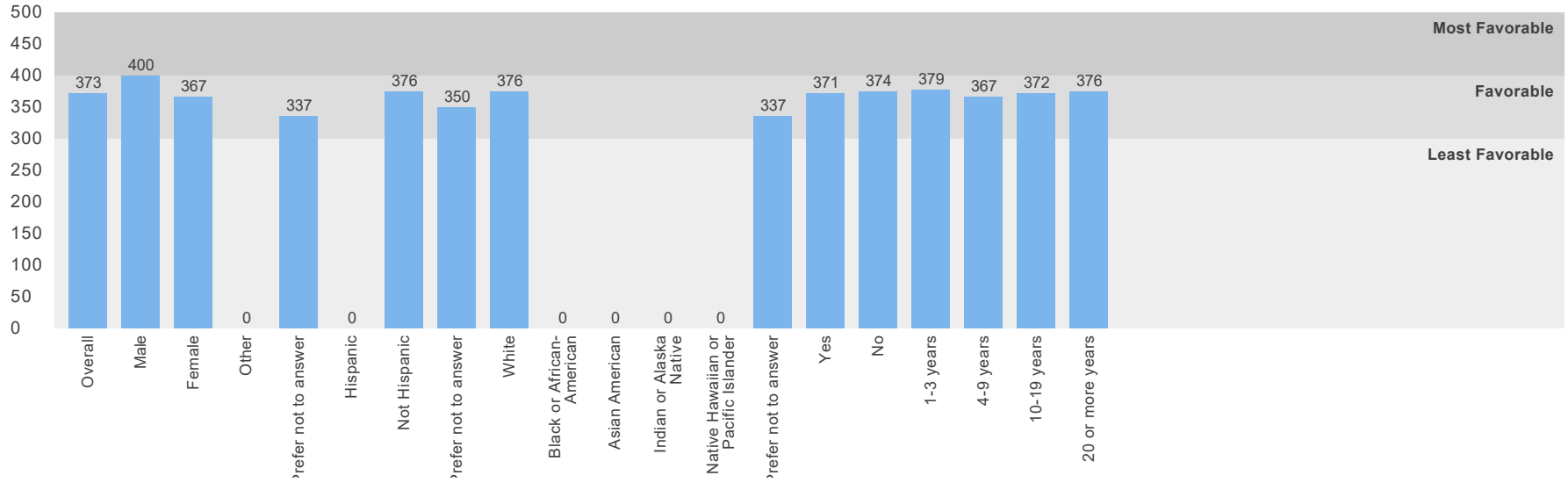
F

F

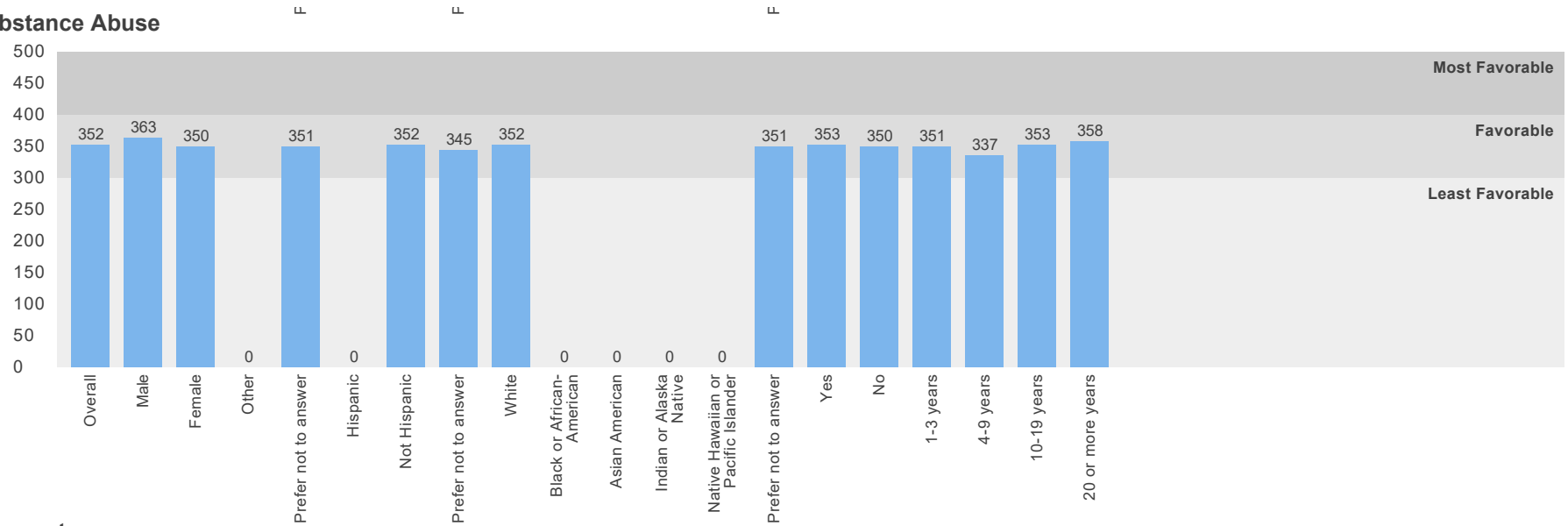
F



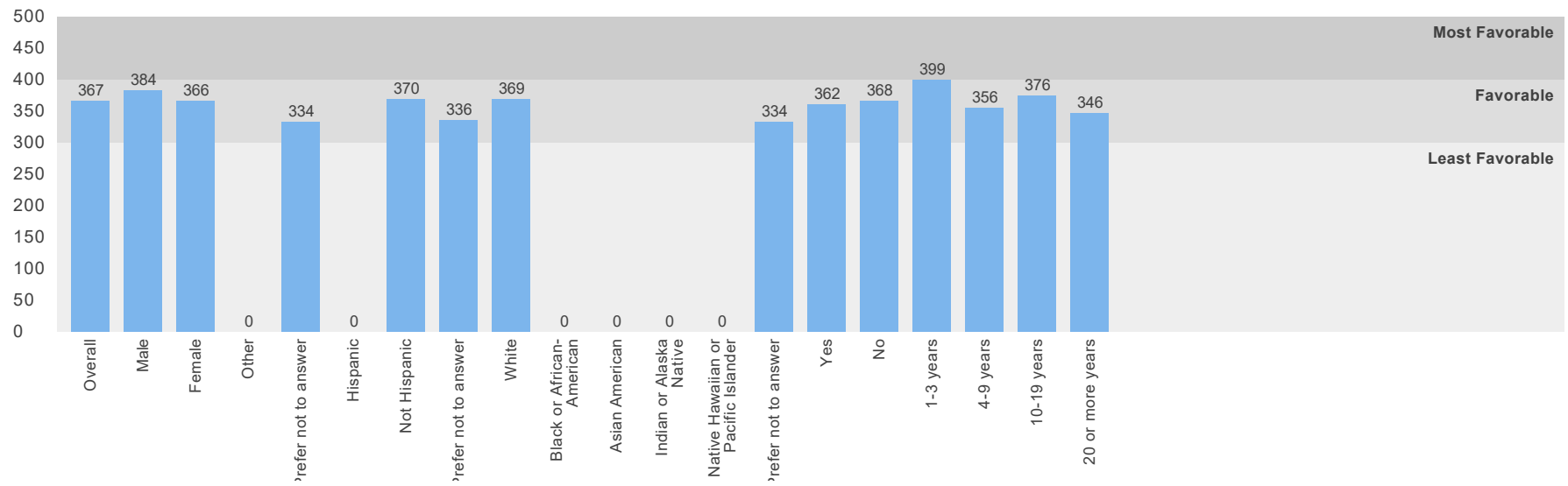
### Bullying/Cyberbullying



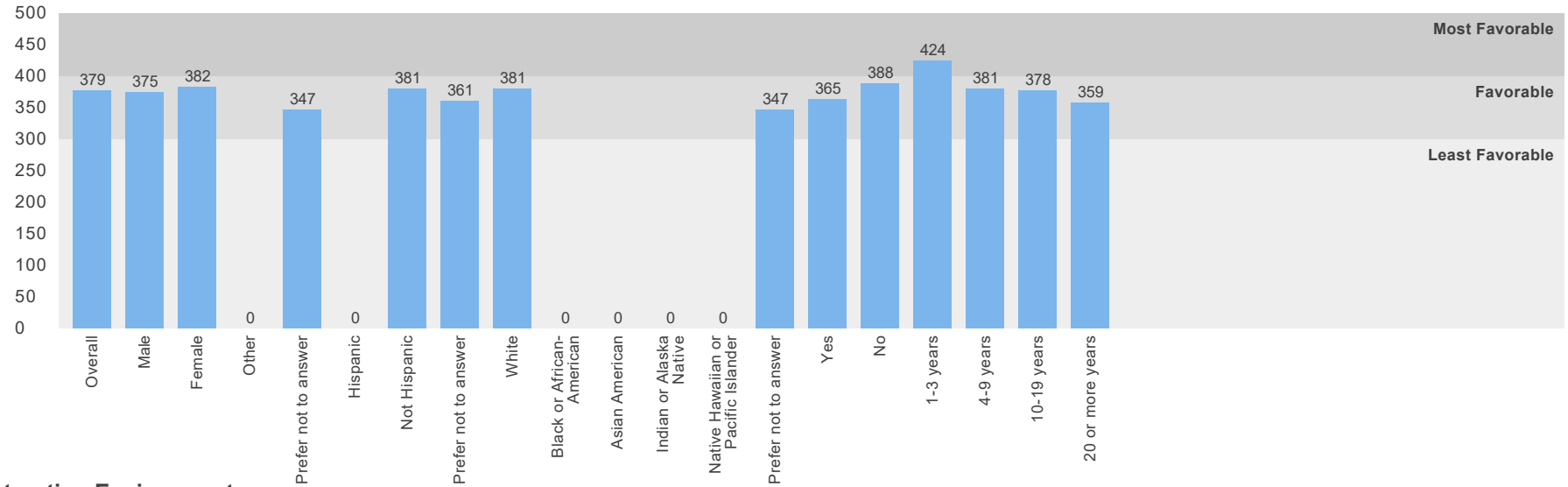
### Substance Abuse



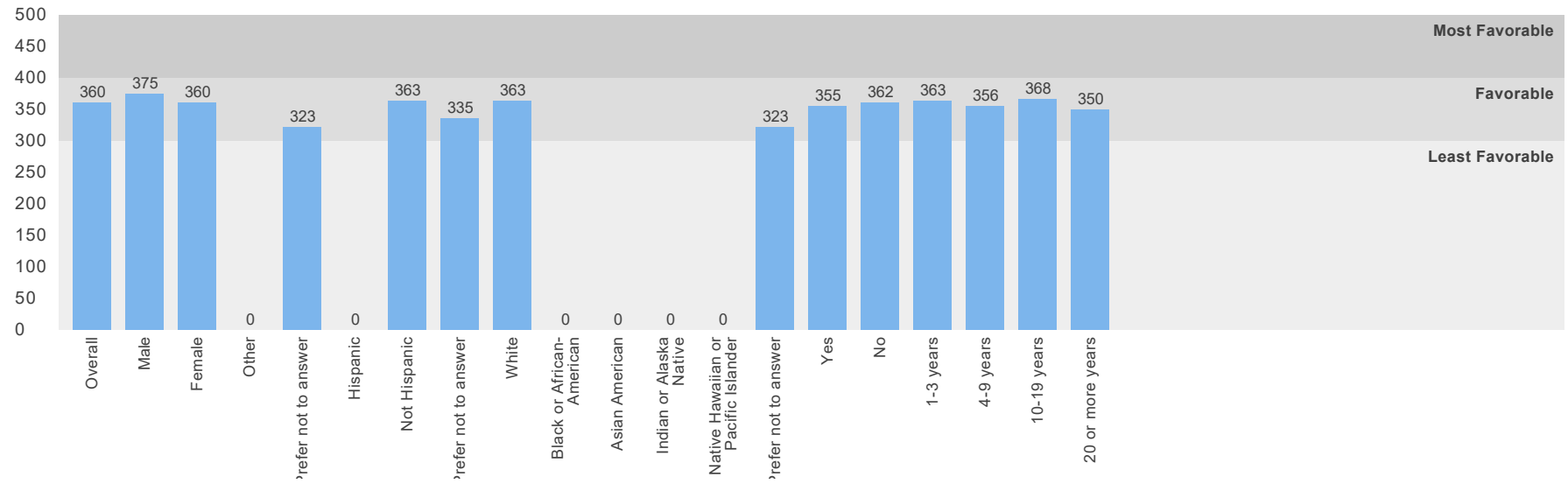
### Environment



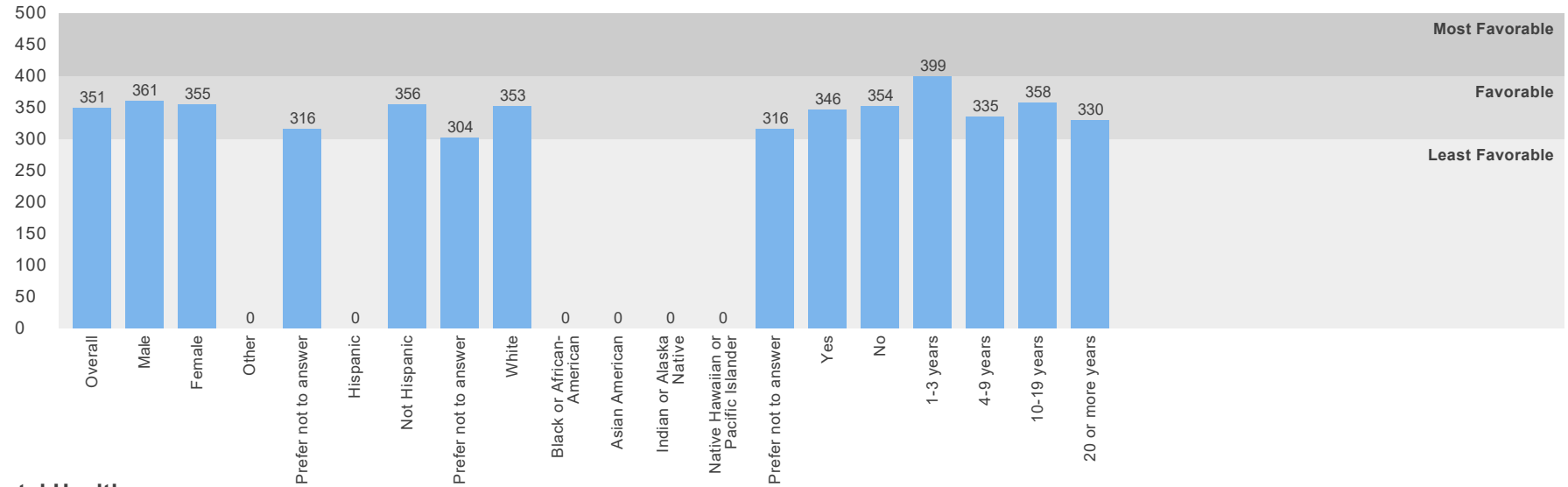
### Physical Environment



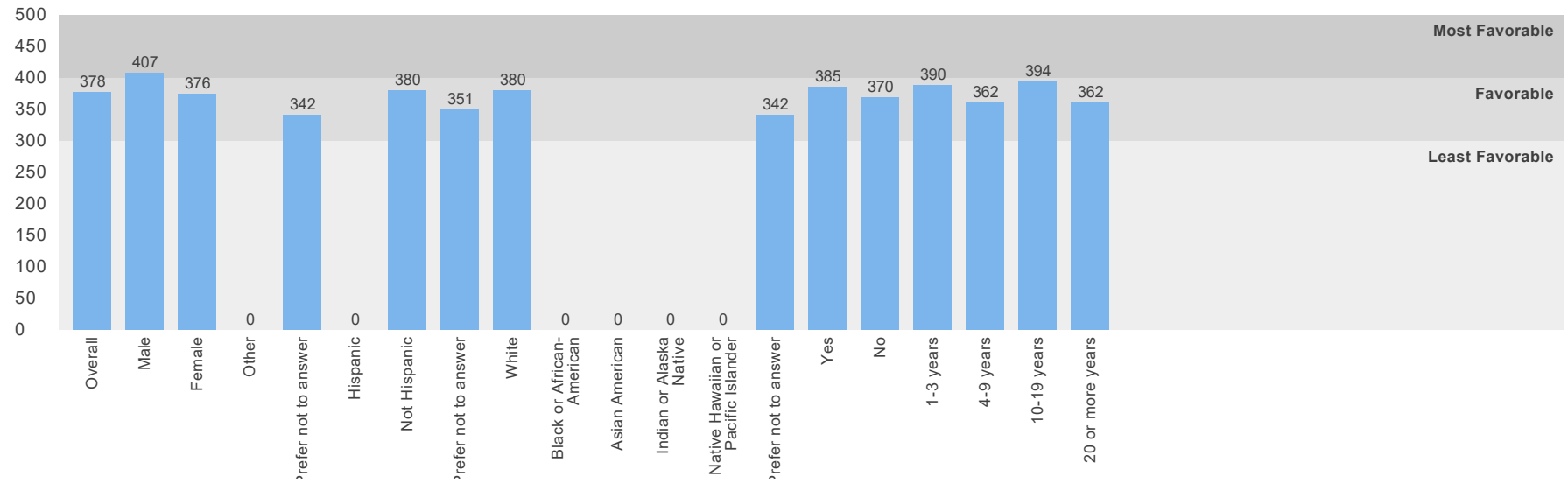
### Instruction Environment



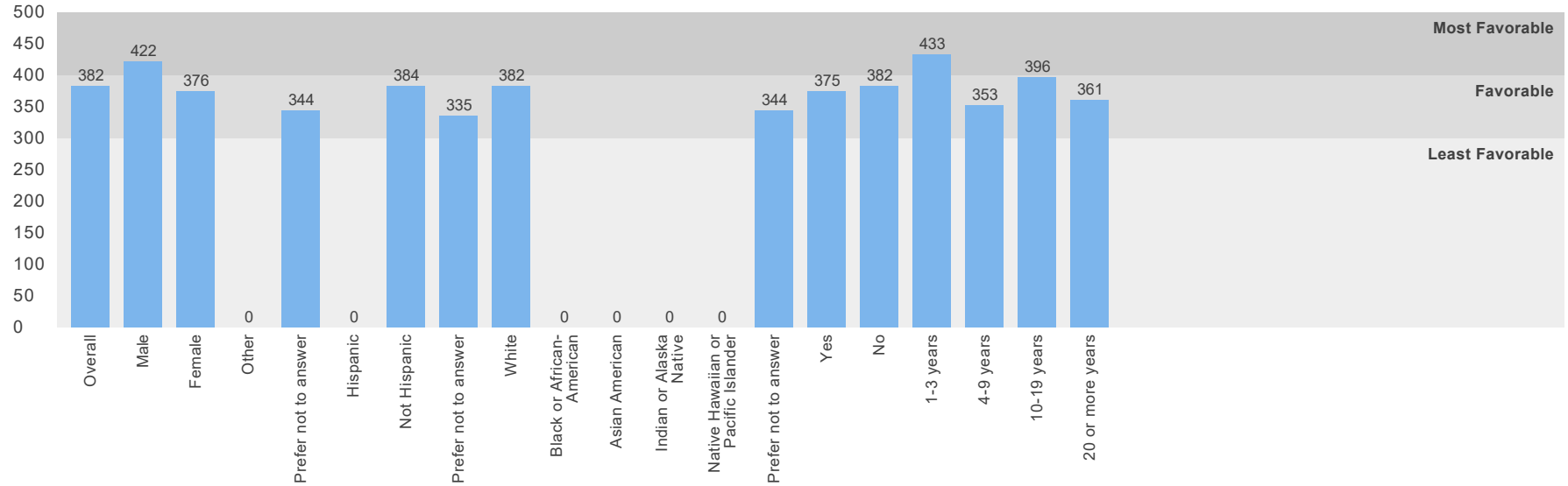
### Physical Health



### Mental Health



**Discipline**



**Number of Submissions: 41**

The top percentage is for this school, the bottom is for the district

	Male	Female	Other	Prefer not to answer
Are you male or female?	23%	70%	0%	8%
	24%	68%	0%	8%

	Hispanic	Not Hispanic	Prefer not to answer
Are you of Hispanic or Latino origin?	0%	90%	10%
	0%	91%	8%

	White	Black or African-American	Asian American	Indian or Alaska Native	Native Hawaiian or Pacific Islander	Prefer not to answer

What is your race?	93%	0%	0%	0%	0%	8%
	93%	0%	1%	0%	0%	7%

	Yes	No
Is your main assignment/responsibility at this school to provide instruction or other support services to any of these types of students - Special Education, English Language Learners, Gifted and Talented Education students, or Migrant Education?	40%	60%
	40%	60%

	1-3 years	4-9 years	10-19 years	20 or more years
How many years have you been working at this school?	12%	17%	39%	32%
	19%	27%	30%	24%

	Strongly Agree	Agree	Disagree	Strongly Disagree
At this school, all students are treated equally, regardless of whether their parents are rich or poor.	32%	44%	17%	7%
	39%	44%	16%	2%
This school encourages students to take challenging classes no matter their race, ethnicity, nationality, and/or cultural background (e.g., honor level courses, gifted courses, AP or IB courses).	51%	44%	5%	0%
	45%	47%	6%	1%
This school provides instructional materials (e.g., textbooks, handouts) that reflect students' cultural background, ethnicity and identity.	10%	69%	21%	0%
	19%	62%	19%	0%
This school emphasizes showing respect for all students' cultural beliefs and practices.	45%	55%	0%	0%
	50%	46%	3%	0%
This school provides effective resources and training for teaching students with Individualized Education Programs (IEPs) across different languages and cultures.	15%	54%	28%	3%
	19%	47%	31%	3%
This school provides effective supports for students needing alternative modes of communication (e.g., manual signs, communication boards, computer-based devices, picture exchange systems, Braille).	40%	58%	3%	0%
	36%	55%	8%	0%
Staff do a good job helping parents to support their children's learning at home.	30%	70%	0%	0%
	33%	62%	6%	0%
Staff do a good job helping parents understand when their child needs to learn social, emotional, and character skills.	26%	63%	11%	0%
	30%	61%	9%	0%



If a student has done something well or makes improvement, staff contact his/her parents.	15% 18%	72% 68%	13% 14%	0% 0%
This school asks families to volunteer at the school.	16% 21%	53% 49%	29% 28%	3% 2%
This school communicates with parents in a timely and ongoing basis.	48% 47%	50% 50%	3% 2%	0% 0%
My level of involvement in decision making at this school is fine with me.	28% 24%	51% 49%	13% 22%	8% 5%
Staff at this school have many informal opportunities to influence what happens within the school.	30% 20%	51% 52%	16% 24%	3% 3%
At this school, students are given the opportunity to take part in decision making.	18% 13%	62% 57%	18% 28%	3% 1%
Administrators involve staff in decision-making.	21% 16%	54% 51%	15% 26%	10% 7%
This school provides students with opportunities to take a lead role in organizing programs and activities.	36% 21%	56% 61%	5% 17%	3% 1%
Students are encouraged to get involved in extra-curricular activities.	68% 46%	33% 51%	0% 1%	0% 1%
I feel like I belong.	50% 41%	40% 50%	10% 8%	0% 1%
I feel satisfied with the recognition I get for doing a good job.	38% 28%	40% 47%	18% 17%	5% 8%
I feel comfortable discussing feelings, worries, and frustrations with my supervisor.	38% 40%	38% 39%	15% 13%	8% 8%
This school inspires me to do the very best at my job.	43% 36%	40% 48%	18% 14%	0% 2%
People at this school care about me as a person.	43% 36%	48% 54%	10% 8%	0% 2%
I can manage almost any student behavior problem.	38% 37%	58% 57%	5% 5%	0% 1%

I feel safe at this school.	54% 46%	41% 51%	5% 3%	0% 1%
The following types of problems occur at this school often: physical conflicts among students.	0% 0%	8% 9%	62% 57%	31% 34%
The following types of problems occur at this school often: robbery or theft.	0% 0%	8% 8%	58% 51%	35% 41%
The following types of problems occur at this school often: vandalism.	0% 1%	25% 22%	58% 51%	18% 26%
The following types of problems occur at this school often: student possession of weapons.	0% 0%	0% 1%	55% 43%	45% 55%
The following types of problems occur at this school often: sexual assault or dating violence.	0% 1%	10% 9%	53% 45%	38% 45%
The following types of problems occur at this school often: physical abuse of teachers.	0% 0%	0% 0%	45% 39%	55% 60%
The following types of problems occur at this school often: student verbal abuse of teachers.	0% 1%	15% 12%	60% 57%	25% 29%
I think that bullying is a frequent problem at this school.	3% 2%	53% 30%	40% 53%	5% 14%
I think that cyberbullying is a frequent problem among students at this school.	18% 9%	62% 42%	18% 36%	3% 14%
Students at this school would feel comfortable reporting a bullying incident to a teacher or other staff.	8% 10%	75% 73%	18% 17%	0% 0%
Staff at this school always stop bullying when they see it.	20% 23%	70% 60%	10% 16%	0% 1%
Staff at this school are teased or picked on about their race or ethnicity.	0% 0%	5% 5%	45% 44%	50% 50%
Staff at this school are teased or picked on about their cultural background or religion.	0% 0%	3% 6%	45% 43%	53% 50%
Staff at this school are teased or picked on about their physical or mental disability.	0% 0%	5% 3%	40% 45%	55% 52%

Staff at this school are teased or picked on about their sexuality.	0% 0%	3% 4%	45% 44%	53% 51%
---	----------	----------	------------	------------

	<b>Not a Problem</b>	<b>Small Problem</b>	<b>Somewhat a Problem</b>	<b>Large Problem</b>
At this school, how much of a problem is student drug use?	63% 50%	35% 23%	3% 21%	0% 6%
At this school, how much of a problem is student use of electronic cigarettes?	56% 49%	38% 20%	5% 23%	0% 8%
At this school, how much of a problem is student use of tobacco (e.g., cigarettes, chew, cigars)?	73% 65%	25% 22%	3% 12%	0% 1%
At this school, how much of a problem is student alcohol use?	63% 53%	35% 20%	3% 20%	0% 7%

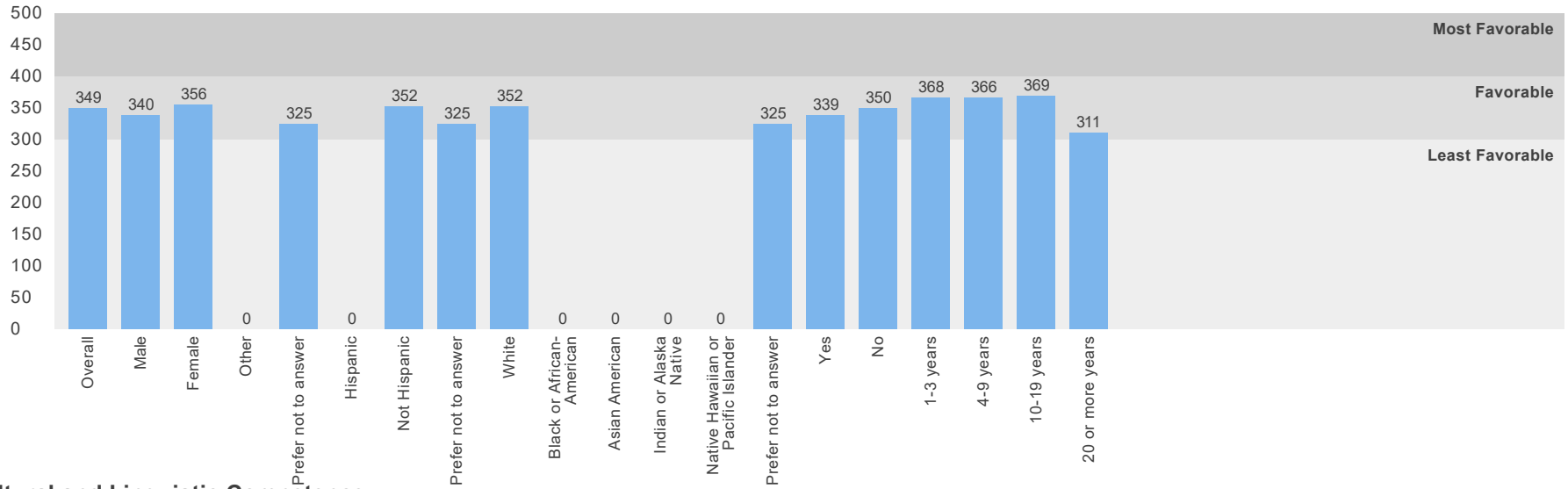
	<b>Strongly Agree</b>	<b>Agree</b>	<b>Disagree</b>	<b>Strongly Disagree</b>
This school collaborates well with community organizations to help address youth substance use problems.	8% 13%	78% 63%	15% 20%	0% 4%
This school has adequate resources to address substance use prevention.	8% 11%	85% 68%	8% 18%	0% 3%
This school provides effective confidential support and referral services for students needing help because of substance abuse (e.g., a Student Assistance Program).	18% 17%	75% 67%	8% 14%	0% 2%
This school has programs that address substance use among students.	8% 12%	78% 62%	15% 24%	0% 2%
I know what to do if there is an emergency, natural disaster (tornado, flood) or a dangerous situation (e.g., violent person on campus) during the school day.	58% 35%	43% 62%	0% 2%	0% 1%
This school has a written plan that describes procedures to be performed in shootings.	58% 38%	35% 55%	8% 5%	0% 1%
This school has a written plan that clearly describes procedures to be performed in natural disasters (e.g., earthquakes or tornadoes).	70% 37%	30% 53%	0% 8%	0% 1%
This school or school district provides effective training in safety procedures to staff (e.g., lockdown training or fire drills).	73% 46%	25% 47%	3% 6%	0% 1%

This school looks clean and pleasant.	45% 40%	48% 50%	8% 8%	0% 2%
This school is an inviting work environment.	42% 39%	53% 54%	5% 5%	0% 2%
My teaching is hindered by poor heating, cooling, and/or lighting systems at this school.	18% 8%	28% 20%	45% 53%	10% 18%
My teaching is hindered by a lack of instructional space (e.g., classrooms) at this school.	8% 2%	10% 8%	45% 55%	38% 34%
My teaching is hindered by a lack of textbooks and basic supplies at this school.	0% 0%	3% 4%	59% 59%	38% 36%
My teaching is hindered by inadequate or outdated equipment or facilities at this school.	0% 0%	0% 6%	58% 59%	43% 36%
The students in my class(es) come to class prepared with the appropriate supplies and books.	5% 16%	78% 73%	15% 9%	3% 1%
Once we start a new program at this school, we follow up to make sure that it's working.	3% 6%	51% 50%	33% 38%	13% 7%
The programs and resources at this school are adequate to support students' learning.	18% 17%	78% 70%	5% 12%	0% 1%
Teachers at this school feel responsible to help each other do their best.	36% 28%	64% 60%	0% 10%	0% 1%
Teachers at this school feel that it is a part of their job to prepare students to succeed in college.	30% 37%	63% 57%	8% 6%	0% 1%
The programs and resources at this school are adequate to support students with special needs or disabilities.	28% 25%	63% 60%	10% 15%	0% 2%
This school provides the materials, resources, and training necessary for me to support students' physical health and nutrition.	13% 14%	60% 57%	25% 26%	3% 2%
This school places a priority on making healthy food choices.	13% 12%	60% 57%	28% 27%	0% 3%
This school places a priority on students' health needs.	18% 20%	70% 64%	10% 14%	3% 2%

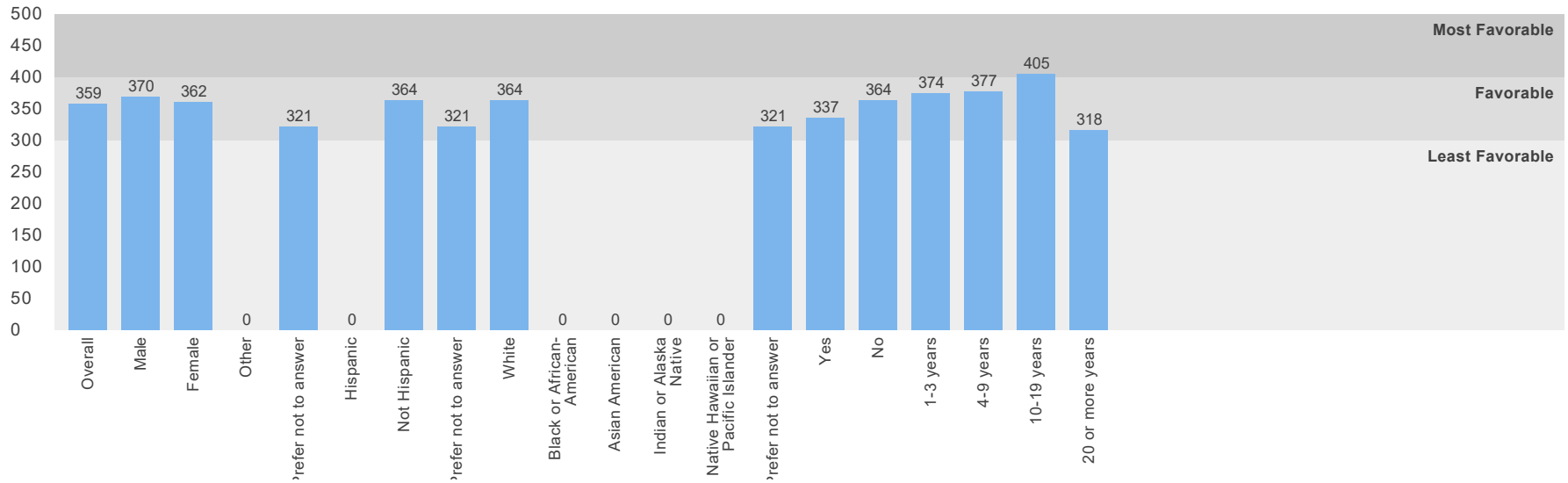
This school places a priority on students' physical activity.	23% 20%	68% 62%	10% 15%	0% 3%
This school provides quality counseling or other services to help students with social or emotional needs.	40% 35%	58% 54%	3% 10%	0% 0%
This school provides the materials, resources, and training necessary for me to support students' social or emotional needs.	25% 22%	50% 54%	23% 20%	3% 4%
This school places a priority on addressing students' mental health needs.	37% 33%	56% 54%	7% 10%	0% 2%
This school places a priority on teaching students strategies to manage their stress levels.	28% 25%	58% 53%	15% 20%	0% 2%
This school places a priority on helping students with their social, emotional, and behavioral problems.	31% 29%	62% 56%	8% 12%	0% 2%
Staff at this school are clearly informed about school policies and procedures.	34% 29%	61% 57%	3% 13%	3% 2%
Staff at this school recognize students for positive behavior.	49% 43%	51% 55%	0% 2%	0% 0%
School rules are applied equally to all students.	32% 28%	39% 47%	20% 20%	10% 5%
Discipline is fair.	24% 25%	54% 55%	12% 15%	10% 4%
This school effectively handles student discipline and behavior problems.	20% 23%	59% 56%	15% 17%	7% 4%
Staff at this school work together to ensure an orderly environment.	51% 36%	41% 57%	7% 6%	0% 1%

## District Wide Scale Scores by Demographic

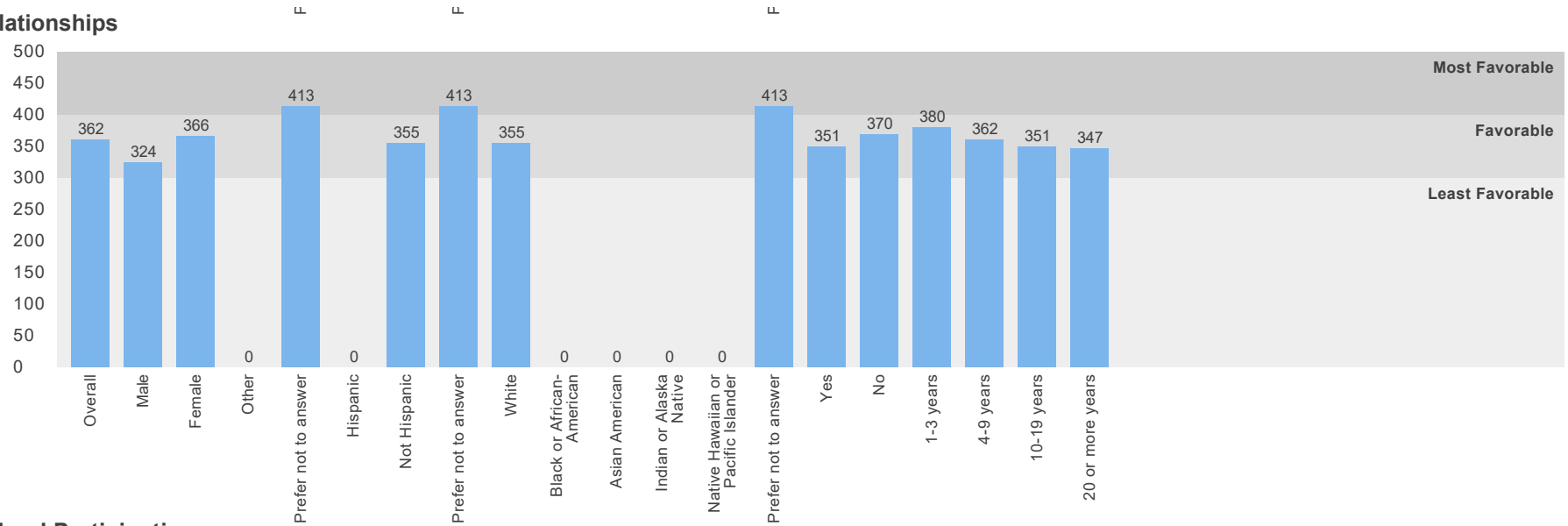
### Engagement



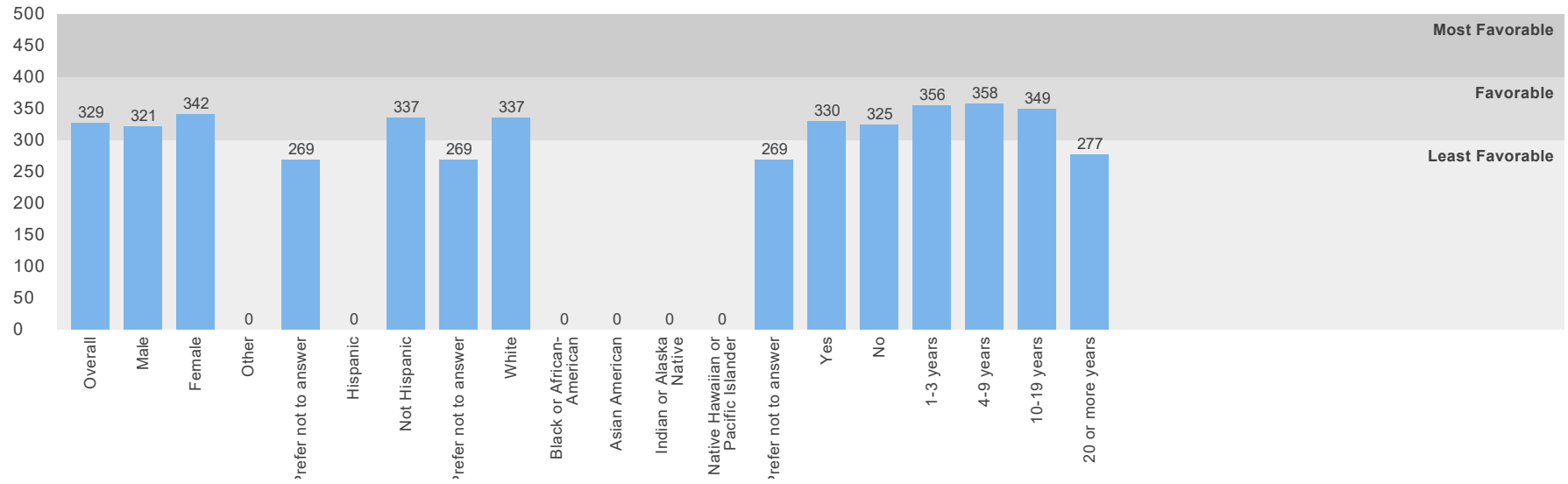
### Cultural and Linguistic Competence



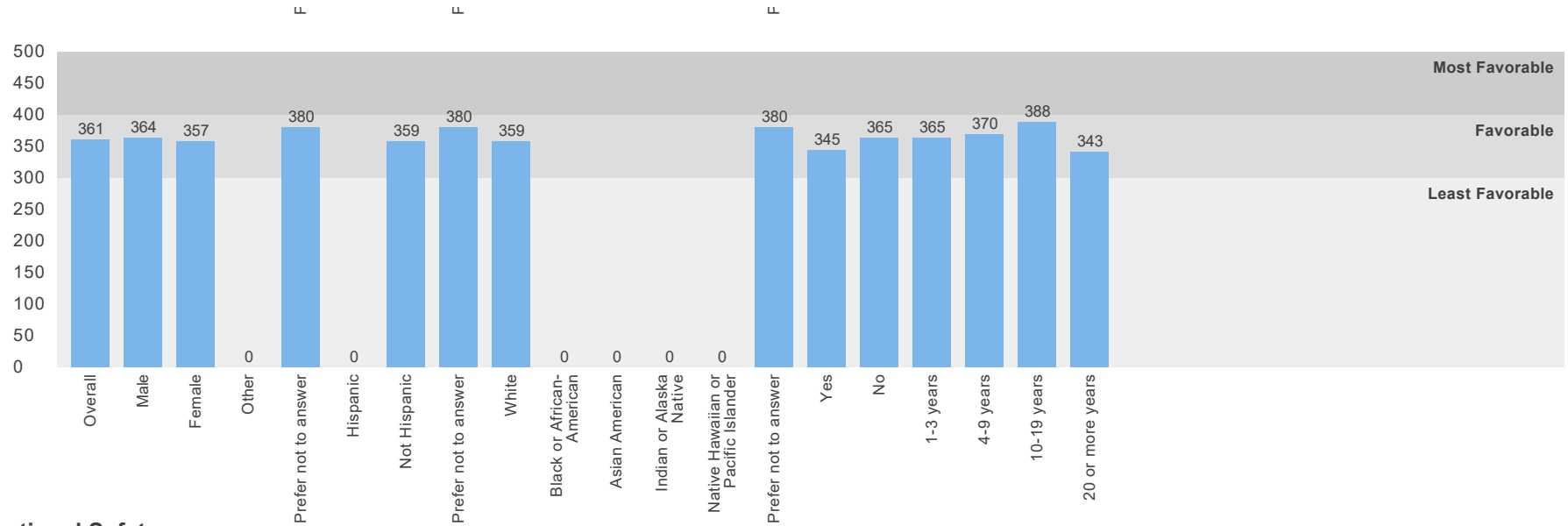
### Relationships



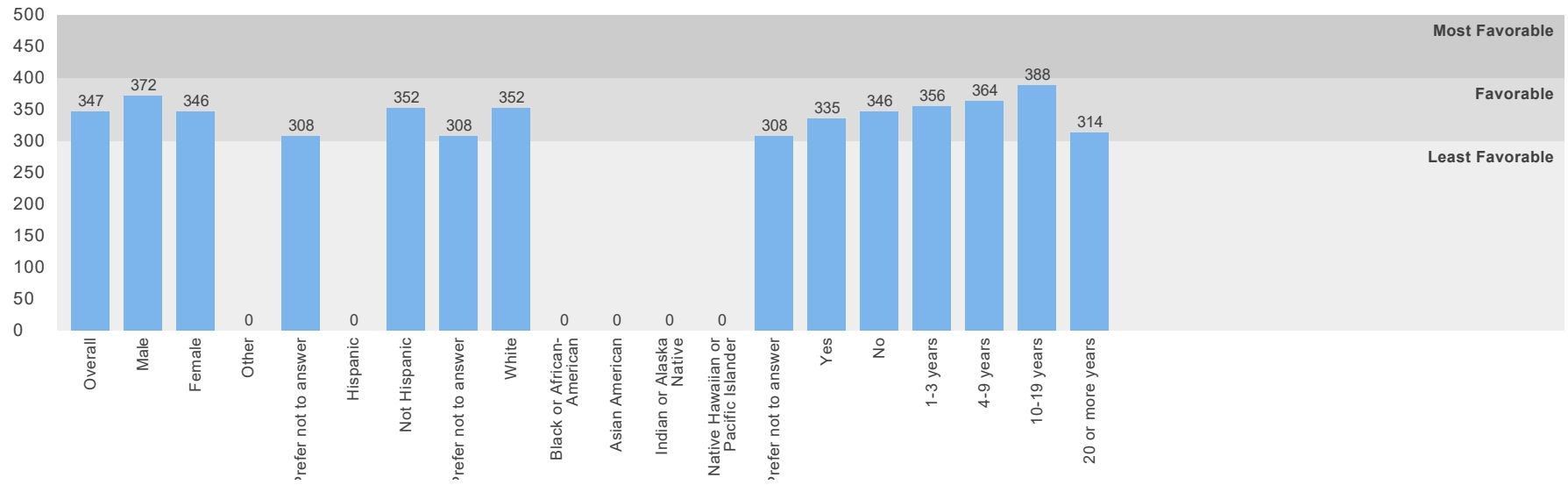
### School Participation



### Safety

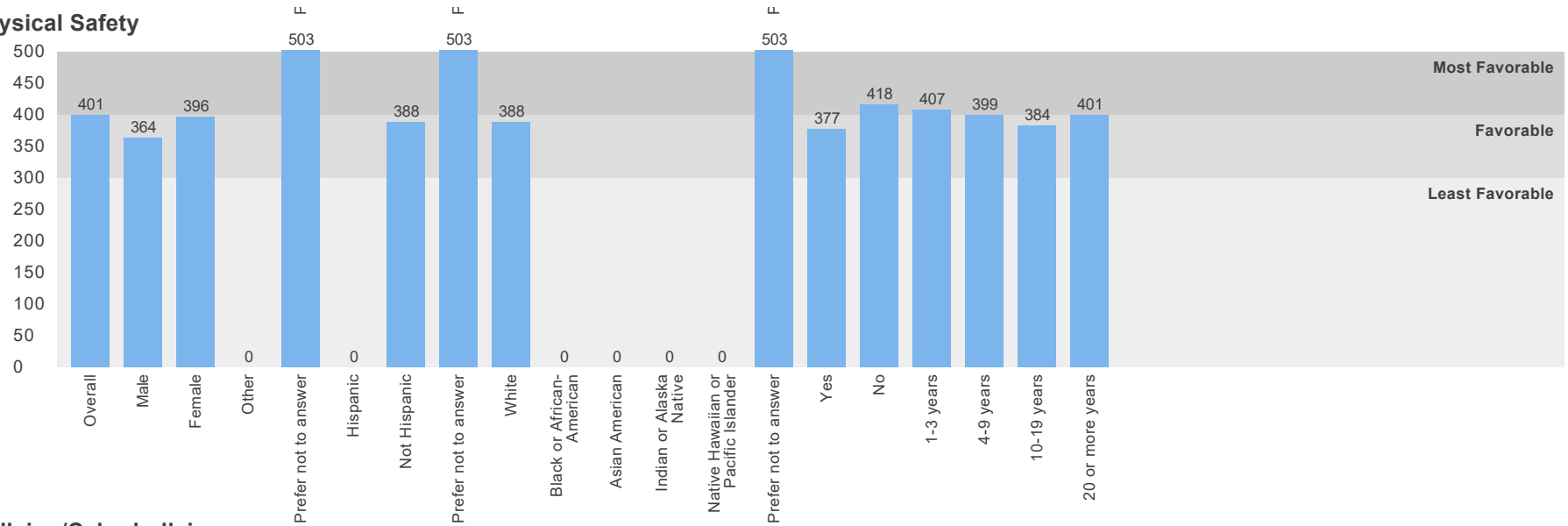


### Emotional Safety

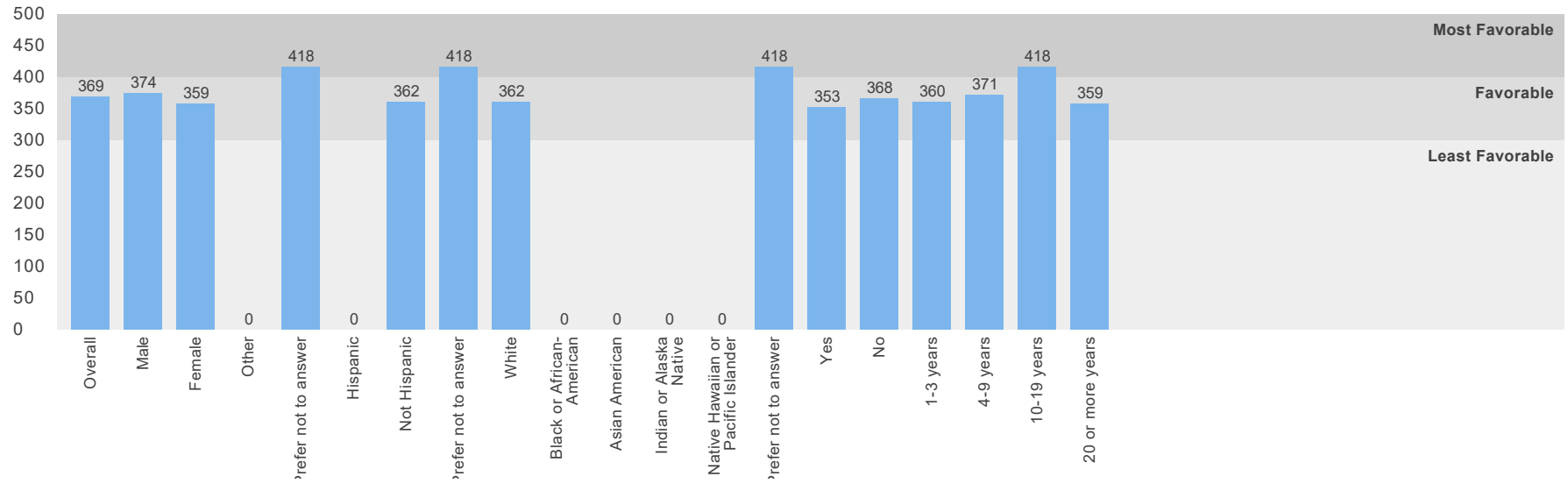




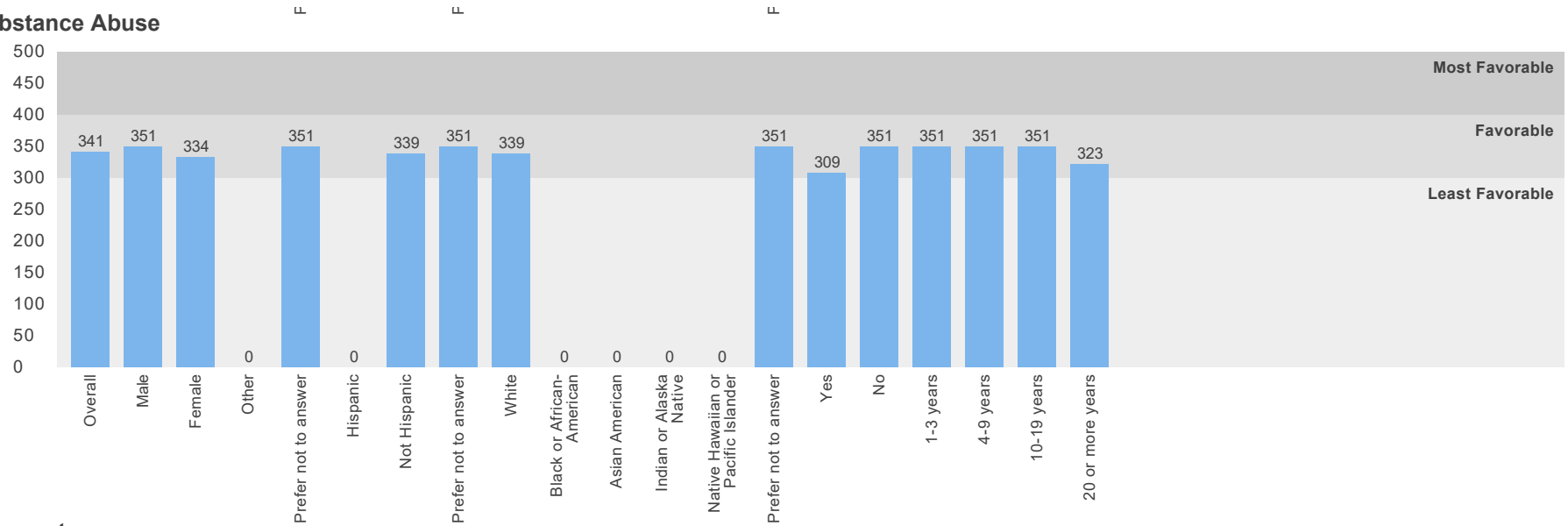
### Physical Safety



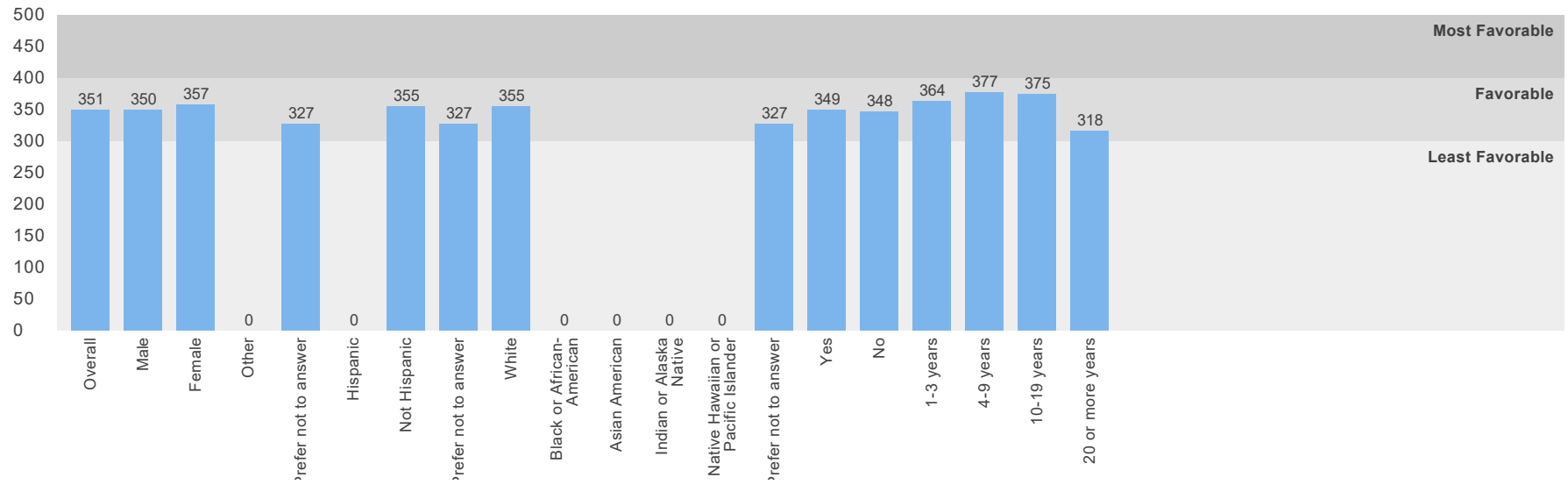
### Bullying/Cyberbullying



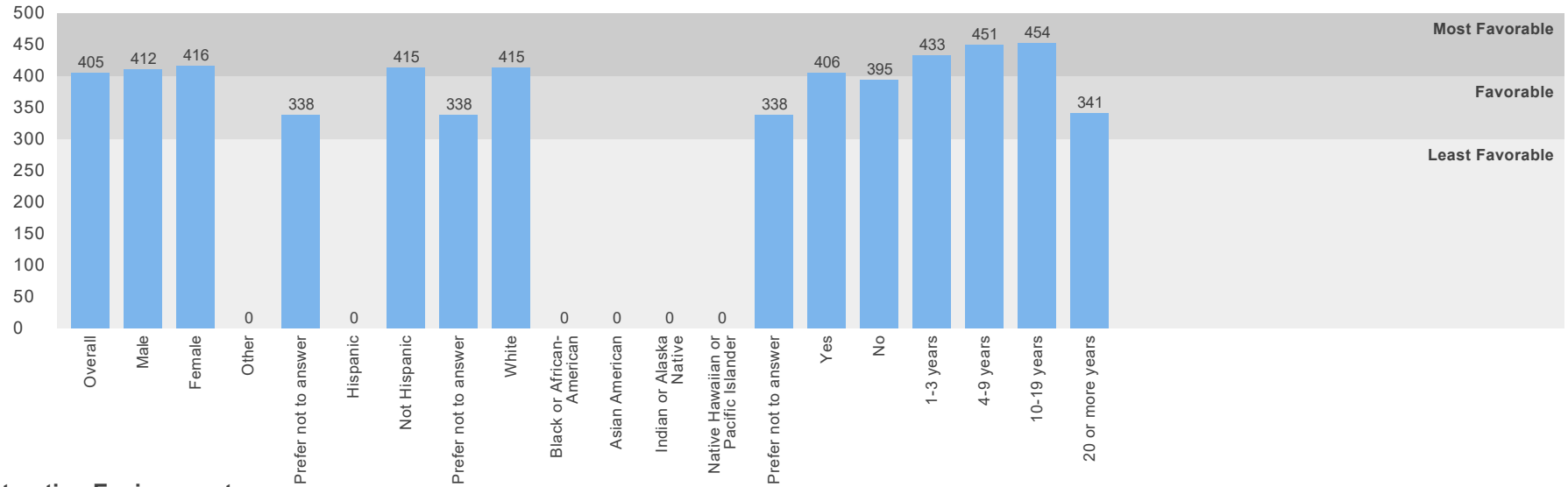
### Substance Abuse



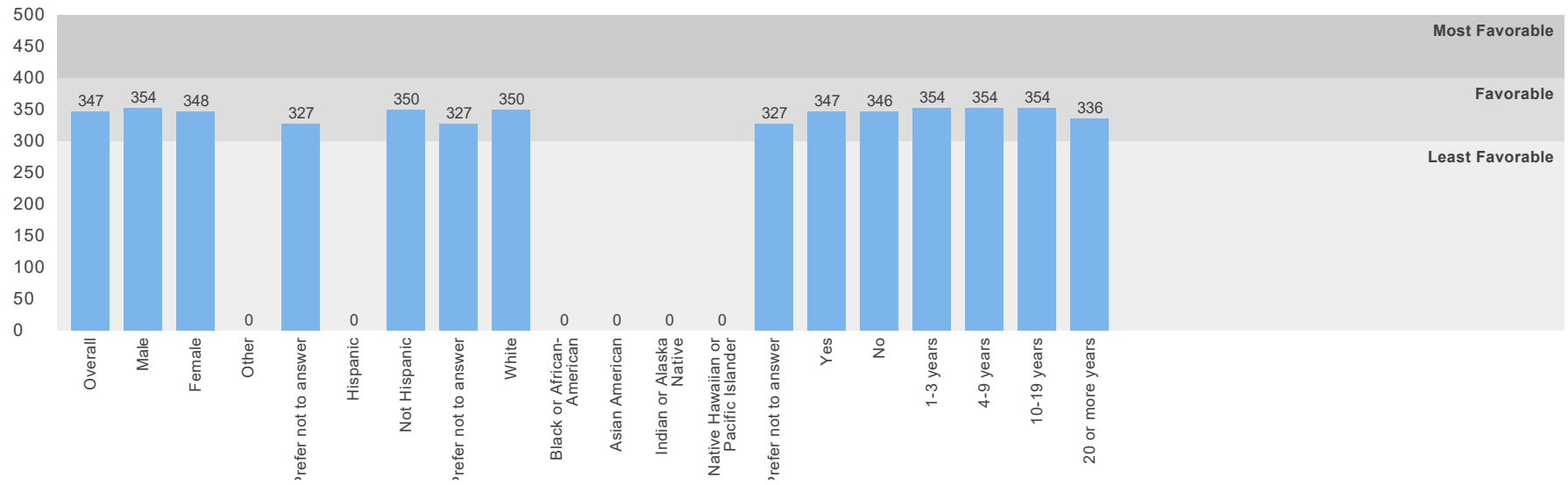
### Environment



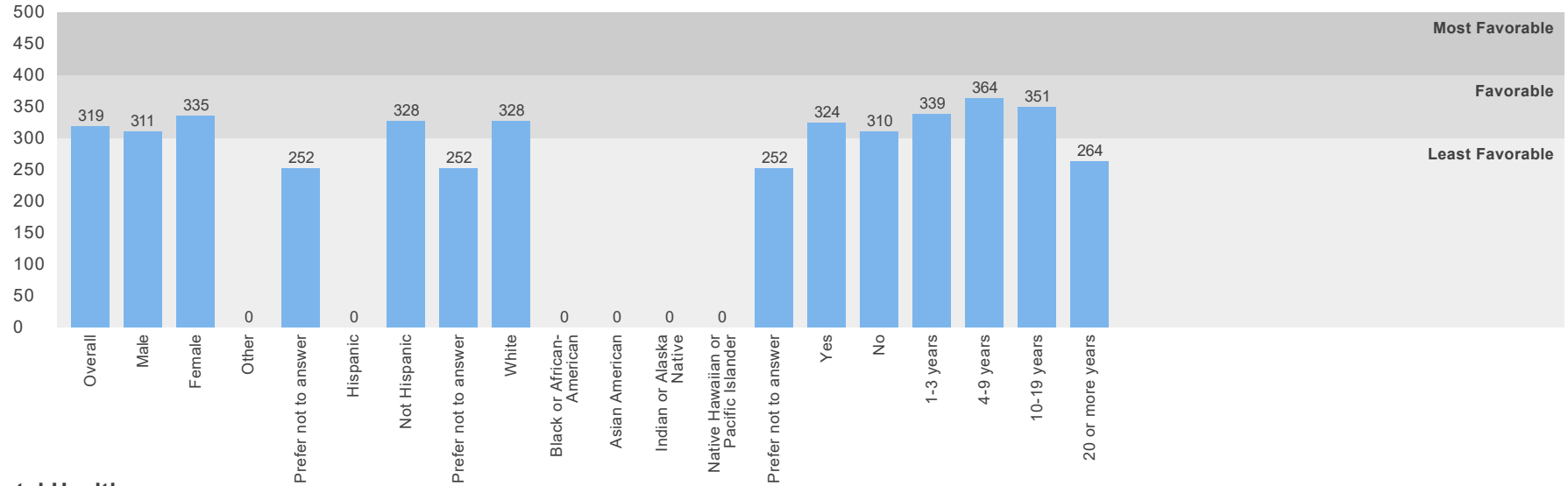
### Physical Environment



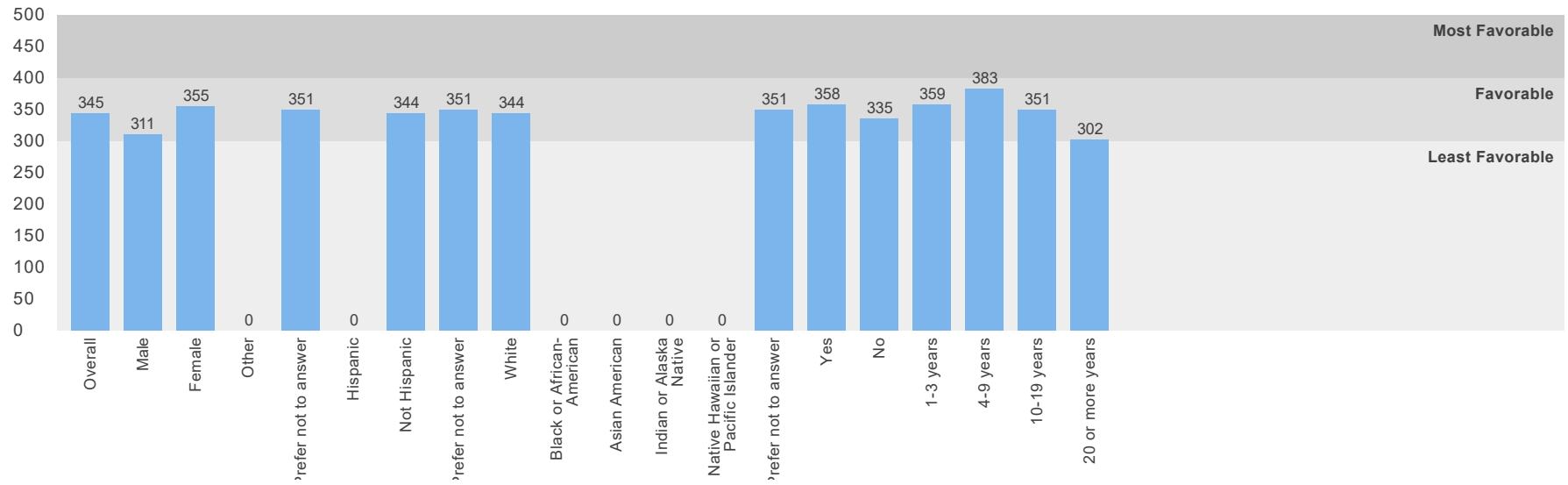
### Instruction Environment



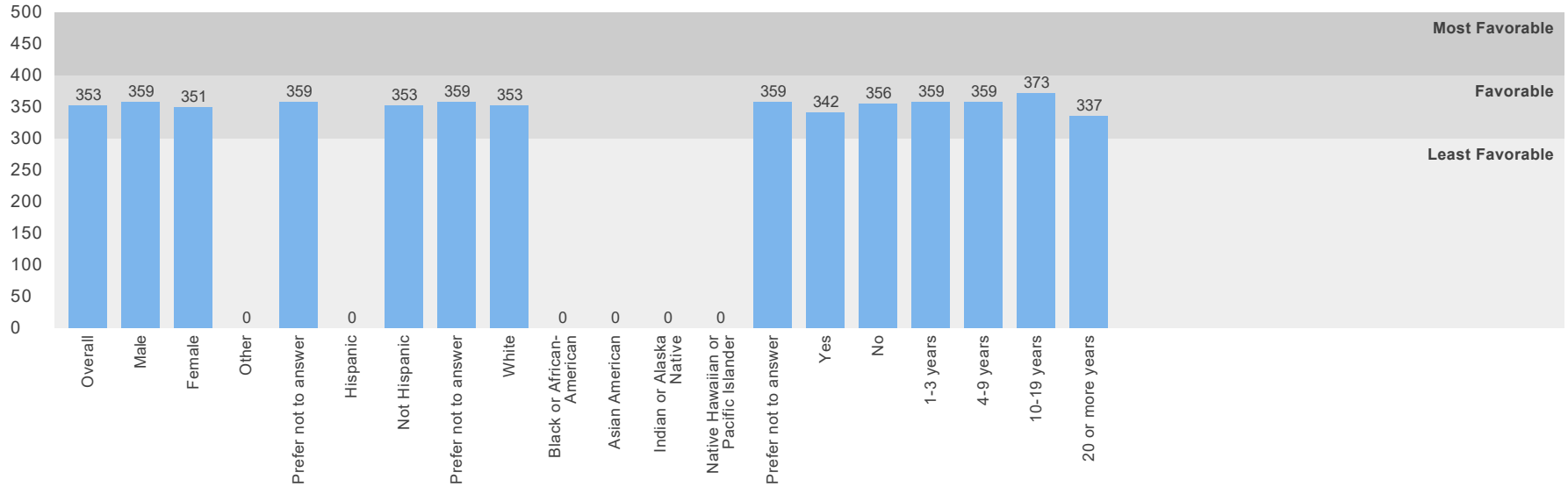
### Physical Health



### Mental Health



**Discipline**



**Number of Submissions: 9**

The top percentage is for this school, the bottom is for the district

	Male	Female	Other	Prefer not to answer
Are you male or female?	22%	67%	0%	11%
	24%	68%	0%	8%

	Hispanic	Not Hispanic	Prefer not to answer
Are you of Hispanic or Latino origin?	0%	89%	11%
	0%	91%	8%

	White	Black or African-American	Asian American	Indian or Alaska Native	Native Hawaiian or Pacific Islander	Prefer not to answer

What is your race?	89%	0%	0%	0%	0%	11%
	93%	0%	1%	0%	0%	7%

	Yes	No
Is your main assignment/responsibility at this school to provide instruction or other support services to any of these types of students - Special Education, English Language Learners, Gifted and Talented Education students, or Migrant Education?	38%	63%
	40%	60%

	1-3 years	4-9 years	10-19 years	20 or more years
How many years have you been working at this school?	33%	22%	11%	33%
	19%	27%	30%	24%

	Strongly Agree	Agree	Disagree	Strongly Disagree
At this school, all students are treated equally, regardless of whether their parents are rich or poor.	13%	63%	25%	0%
	39%	44%	16%	2%
This school encourages students to take challenging classes no matter their race, ethnicity, nationality, and/or cultural background (e.g., honor level courses, gifted courses, AP or IB courses).	33%	67%	0%	0%
	45%	47%	6%	1%
This school provides instructional materials (e.g., textbooks, handouts) that reflect students' cultural background, ethnicity and identity.	22%	78%	0%	0%
	19%	62%	19%	0%
This school emphasizes showing respect for all students' cultural beliefs and practices.	38%	50%	13%	0%
	50%	46%	3%	0%
This school provides effective resources and training for teaching students with Individualized Education Programs (IEPs) across different languages and cultures.	0%	56%	44%	0%
	19%	47%	31%	3%
This school provides effective supports for students needing alternative modes of communication (e.g., manual signs, communication boards, computer-based devices, picture exchange systems, Braille).	25%	63%	13%	0%
	36%	55%	8%	0%
Staff do a good job helping parents to support their children's learning at home.	22%	67%	11%	0%
	33%	62%	6%	0%
Staff do a good job helping parents understand when their child needs to learn social, emotional, and character skills.	22%	78%	0%	0%
	30%	61%	9%	0%

If a student has done something well or makes improvement, staff contact his/her parents.	22% 18%	56% 68%	22% 14%	0% 0%
This school asks families to volunteer at the school.	11% 21%	56% 49%	33% 28%	0% 2%
This school communicates with parents in a timely and ongoing basis.	22% 47%	78% 50%	0% 2%	0% 0%
My level of involvement in decision making at this school is fine with me.	0% 24%	67% 49%	22% 22%	11% 5%
Staff at this school have many informal opportunities to influence what happens within the school.	0% 20%	78% 52%	22% 24%	0% 3%
At this school, students are given the opportunity to take part in decision making.	0% 13%	75% 57%	25% 28%	0% 1%
Administrators involve staff in decision-making.	11% 16%	56% 51%	11% 26%	22% 7%
This school provides students with opportunities to take a lead role in organizing programs and activities.	0% 21%	75% 61%	25% 17%	0% 1%
Students are encouraged to get involved in extra-curricular activities.	25% 46%	63% 51%	0% 1%	13% 1%
I feel like I belong.	0% 41%	89% 50%	11% 8%	0% 1%
I feel satisfied with the recognition I get for doing a good job.	0% 28%	78% 47%	11% 17%	11% 8%
I feel comfortable discussing feelings, worries, and frustrations with my supervisor.	0% 40%	56% 39%	22% 13%	22% 8%
This school inspires me to do the very best at my job.	33% 36%	44% 48%	22% 14%	0% 2%
People at this school care about me as a person.	11% 36%	78% 54%	11% 8%	0% 2%
I can manage almost any student behavior problem.	11% 37%	89% 57%	0% 5%	0% 1%

I feel safe at this school.	25% 46%	75% 51%	0% 3%	0% 1%
The following types of problems occur at this school often: physical conflicts among students.	0% 0%	0% 9%	78% 57%	22% 34%
The following types of problems occur at this school often: robbery or theft.	0% 0%	11% 8%	44% 51%	44% 41%
The following types of problems occur at this school often: vandalism.	0% 1%	0% 22%	89% 51%	11% 26%
The following types of problems occur at this school often: student possession of weapons.	0% 0%	0% 1%	22% 43%	78% 55%
The following types of problems occur at this school often: sexual assault or dating violence.	0% 1%	11% 9%	56% 45%	33% 45%
The following types of problems occur at this school often: physical abuse of teachers.	0% 0%	0% 0%	29% 39%	71% 60%
The following types of problems occur at this school often: student verbal abuse of teachers.	0% 1%	0% 12%	89% 57%	11% 29%
I think that bullying is a frequent problem at this school.	0% 2%	22% 30%	67% 53%	11% 14%
I think that cyberbullying is a frequent problem among students at this school.	0% 9%	67% 42%	33% 36%	0% 14%
Students at this school would feel comfortable reporting a bullying incident to a teacher or other staff.	0% 10%	78% 73%	22% 17%	0% 0%
Staff at this school always stop bullying when they see it.	0% 23%	67% 60%	33% 16%	0% 1%
Staff at this school are teased or picked on about their race or ethnicity.	0% 0%	0% 5%	67% 44%	33% 50%
Staff at this school are teased or picked on about their cultural background or religion.	0% 0%	0% 6%	67% 43%	33% 50%
Staff at this school are teased or picked on about their physical or mental disability.	0% 0%	0% 3%	56% 45%	44% 52%



Staff at this school are teased or picked on about their sexuality.	0% 0%	0% 4%	56% 44%	44% 51%
---	----------	----------	------------	------------

	<b>Not a Problem</b>	<b>Small Problem</b>	<b>Somewhat a Problem</b>	<b>Large Problem</b>
At this school, how much of a problem is student drug use?	13% 50%	25% 23%	63% 21%	0% 6%
At this school, how much of a problem is student use of electronic cigarettes?	13% 49%	25% 20%	63% 23%	0% 8%
At this school, how much of a problem is student use of tobacco (e.g., cigarettes, chew, cigars)?	13% 65%	63% 22%	25% 12%	0% 1%
At this school, how much of a problem is student alcohol use?	13% 53%	38% 20%	38% 20%	13% 7%

	<b>Strongly Agree</b>	<b>Agree</b>	<b>Disagree</b>	<b>Strongly Disagree</b>
This school collaborates well with community organizations to help address youth substance use problems.	0% 13%	88% 63%	13% 20%	0% 4%
This school has adequate resources to address substance use prevention.	0% 11%	88% 68%	13% 18%	0% 3%
This school provides effective confidential support and referral services for students needing help because of substance abuse (e.g., a Student Assistance Program).	0% 17%	88% 67%	13% 14%	0% 2%
This school has programs that address substance use among students.	0% 12%	88% 62%	13% 24%	0% 2%
I know what to do if there is an emergency, natural disaster (tornado, flood) or a dangerous situation (e.g., violent person on campus) during the school day.	11% 35%	89% 62%	0% 2%	0% 1%
This school has a written plan that describes procedures to be performed in shootings.	22% 38%	78% 55%	0% 5%	0% 1%
This school has a written plan that clearly describes procedures to be performed in natural disasters (e.g., earthquakes or tornadoes).	22% 37%	78% 53%	0% 8%	0% 1%
This school or school district provides effective training in safety procedures to staff (e.g., lockdown training or fire drills).	22% 46%	67% 47%	11% 6%	0% 1%

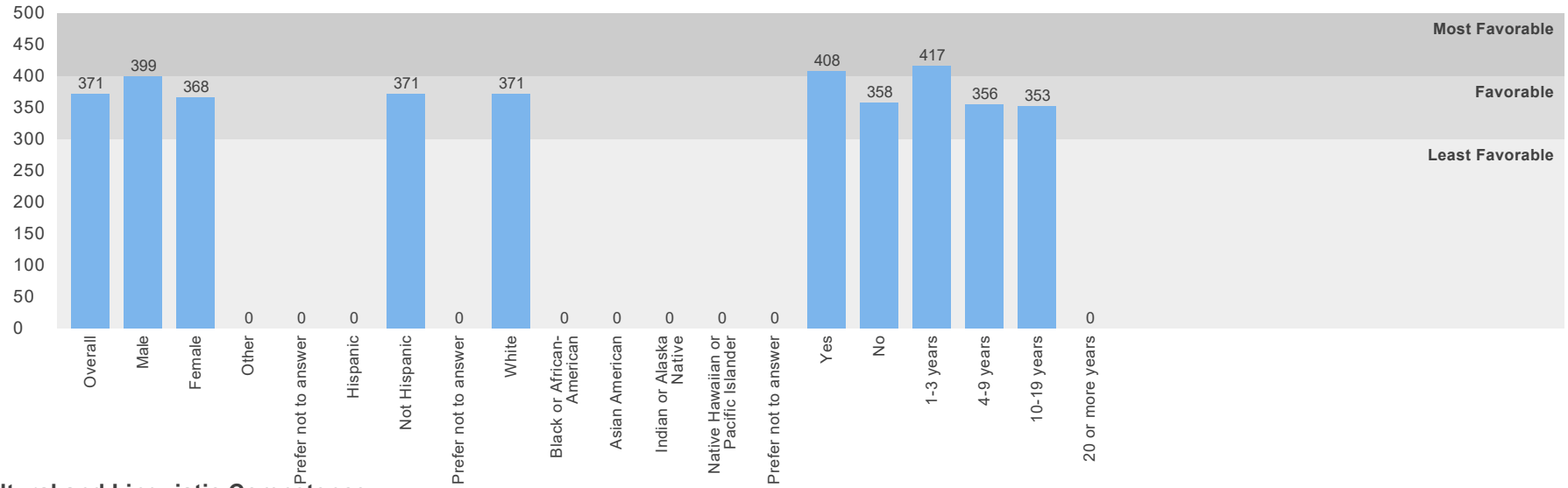
This school looks clean and pleasant.	56% 40%	33% 50%	11% 8%	0% 2%
This school is an inviting work environment.	33% 39%	56% 54%	11% 5%	0% 2%
My teaching is hindered by poor heating, cooling, and/or lighting systems at this school.	0% 8%	13% 20%	50% 53%	38% 18%
My teaching is hindered by a lack of instructional space (e.g., classrooms) at this school.	0% 2%	25% 8%	25% 55%	50% 34%
My teaching is hindered by a lack of textbooks and basic supplies at this school.	0% 0%	0% 4%	38% 59%	63% 36%
My teaching is hindered by inadequate or outdated equipment or facilities at this school.	0% 0%	0% 6%	63% 59%	38% 36%
The students in my class(es) come to class prepared with the appropriate supplies and books.	0% 16%	88% 73%	0% 9%	13% 1%
Once we start a new program at this school, we follow up to make sure that it's working.	0% 6%	43% 50%	57% 38%	0% 7%
The programs and resources at this school are adequate to support students' learning.	0% 17%	100% 70%	0% 12%	0% 1%
Teachers at this school feel responsible to help each other do their best.	13% 28%	88% 60%	0% 10%	0% 1%
Teachers at this school feel that it is a part of their job to prepare students to succeed in college.	38% 37%	63% 57%	0% 6%	0% 1%
The programs and resources at this school are adequate to support students with special needs or disabilities.	0% 25%	75% 60%	25% 15%	0% 2%
This school provides the materials, resources, and training necessary for me to support students' physical health and nutrition.	0% 14%	63% 57%	38% 26%	0% 2%
This school places a priority on making healthy food choices.	0% 12%	50% 57%	50% 27%	0% 3%
This school places a priority on students' health needs.	13% 20%	50% 64%	38% 14%	0% 2%

This school places a priority on students' physical activity.	0% 20%	63% 62%	25% 15%	13% 3%
This school provides quality counseling or other services to help students with social or emotional needs.	11% 35%	67% 54%	22% 10%	0% 0%
This school provides the materials, resources, and training necessary for me to support students' social or emotional needs.	13% 22%	75% 54%	13% 20%	0% 4%
This school places a priority on addressing students' mental health needs.	22% 33%	56% 54%	22% 10%	0% 2%
This school places a priority on teaching students strategies to manage their stress levels.	0% 25%	78% 53%	22% 20%	0% 2%
This school places a priority on helping students with their social, emotional, and behavioral problems.	0% 29%	78% 56%	22% 12%	0% 2%
Staff at this school are clearly informed about school policies and procedures.	0% 29%	89% 57%	11% 13%	0% 2%
Staff at this school recognize students for positive behavior.	0% 43%	100% 55%	0% 2%	0% 0%
School rules are applied equally to all students.	11% 28%	67% 47%	22% 20%	0% 5%
Discipline is fair.	0% 25%	78% 55%	22% 15%	0% 4%
This school effectively handles student discipline and behavior problems.	0% 23%	89% 56%	11% 17%	0% 4%
Staff at this school work together to ensure an orderly environment.	11% 36%	89% 57%	0% 6%	0% 1%

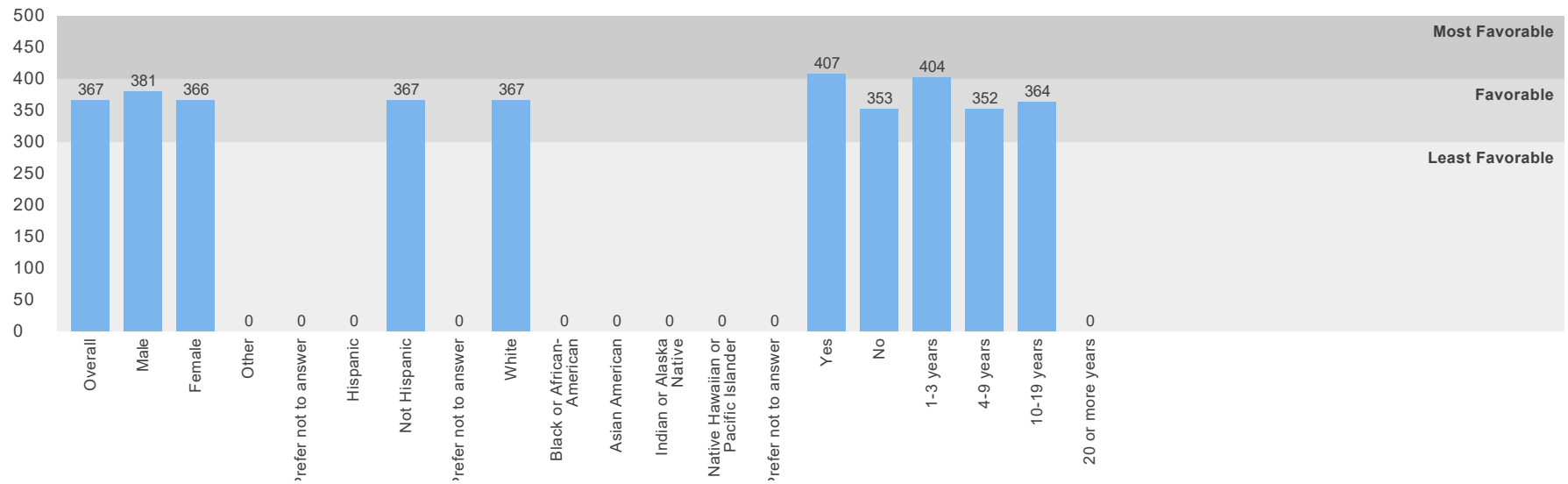
## EAGLE ES

### Scale Scores by Demographic

#### Engagement

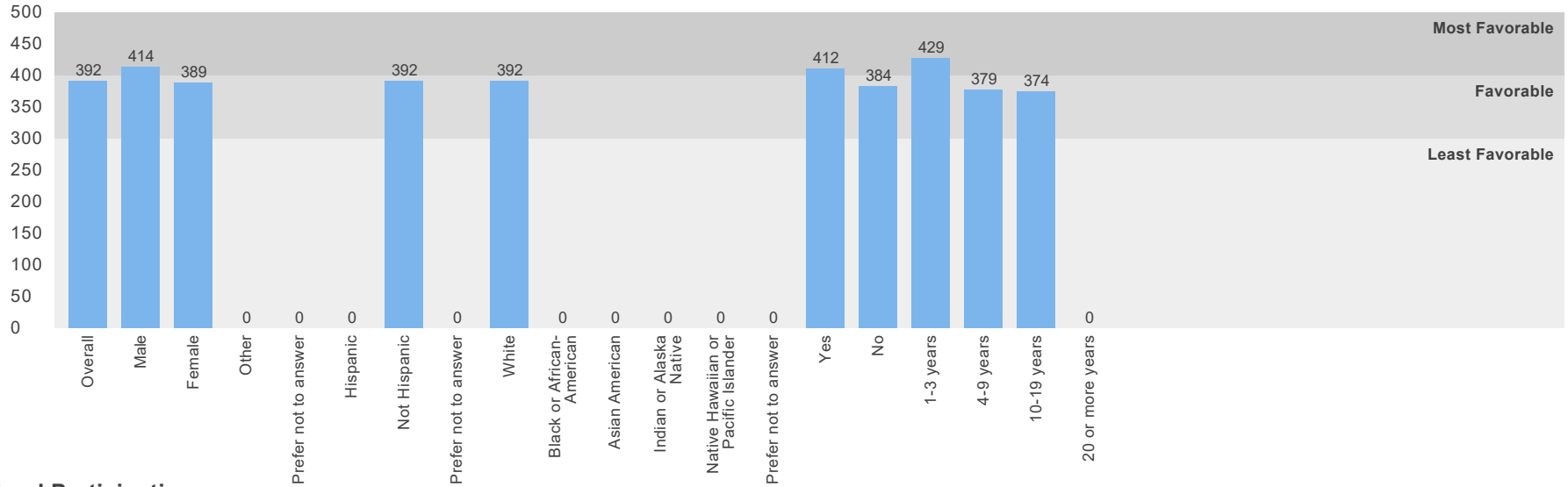


#### Cultural and Linguistic Competence

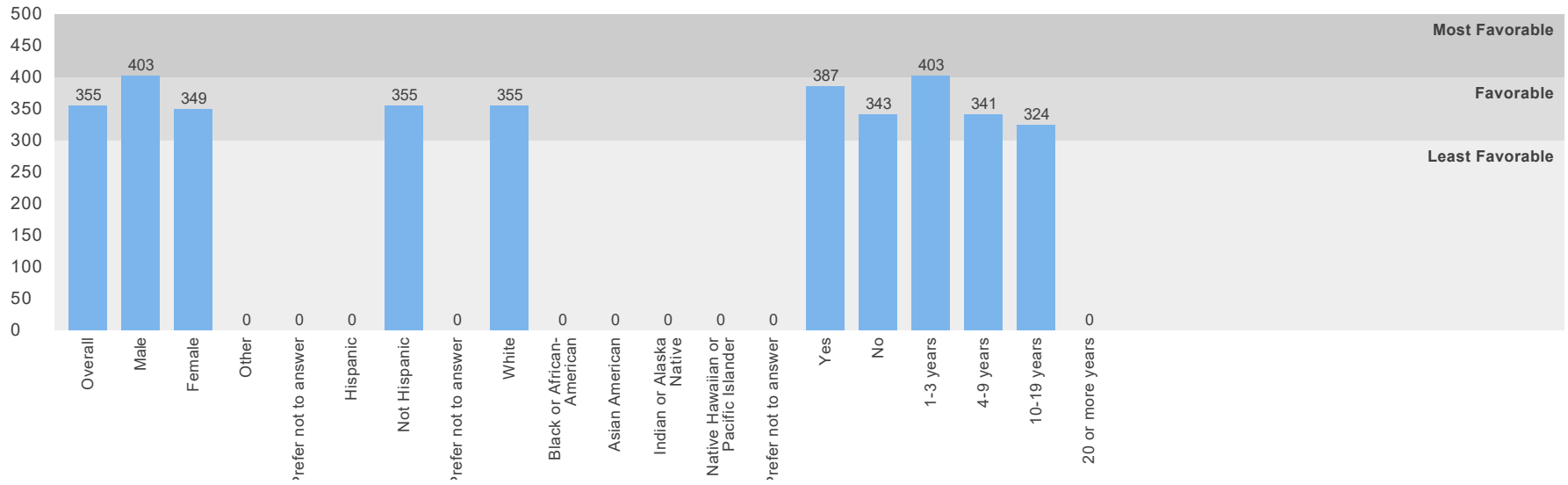


### Relationships

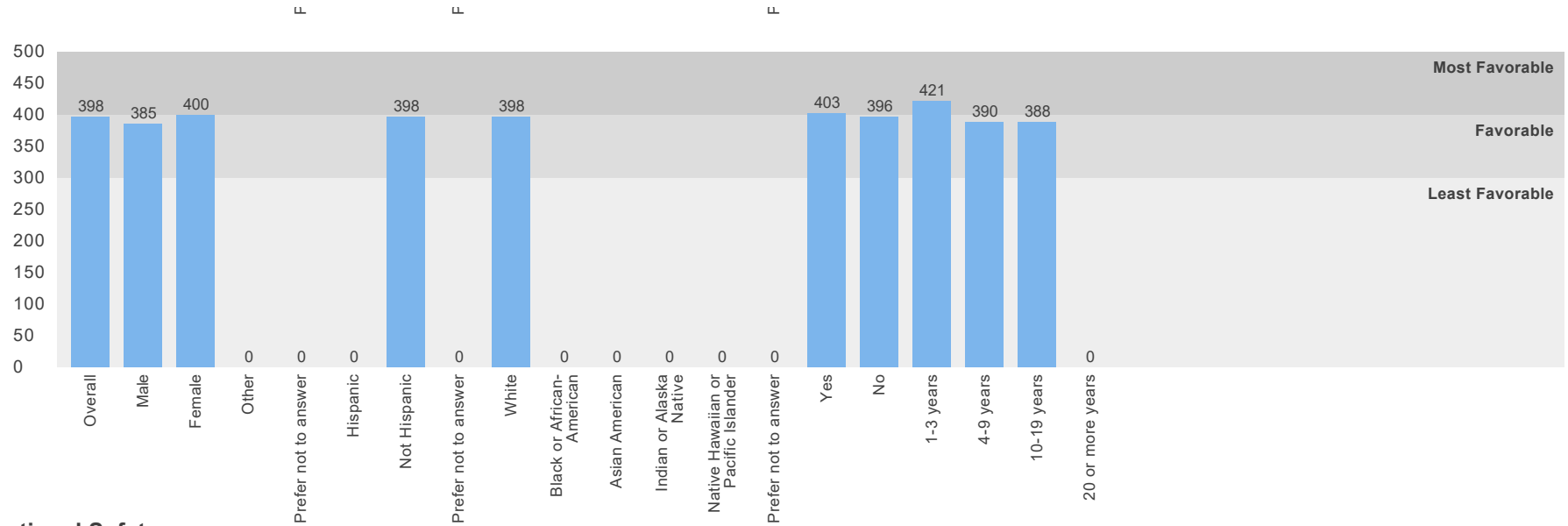
F F F



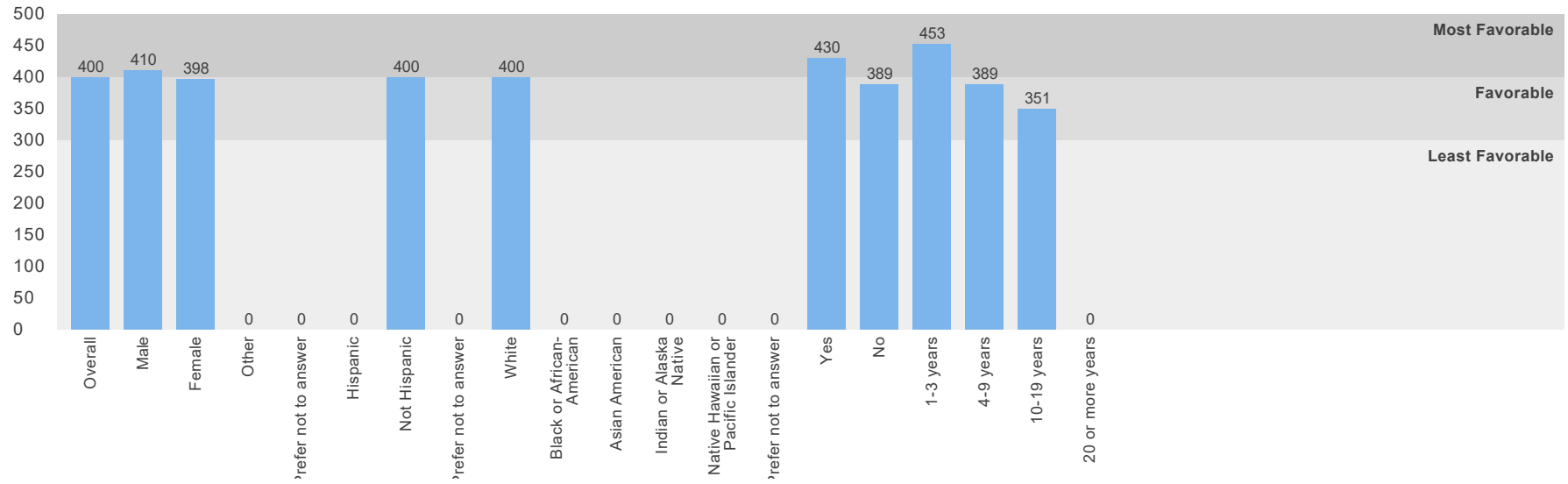
### School Participation



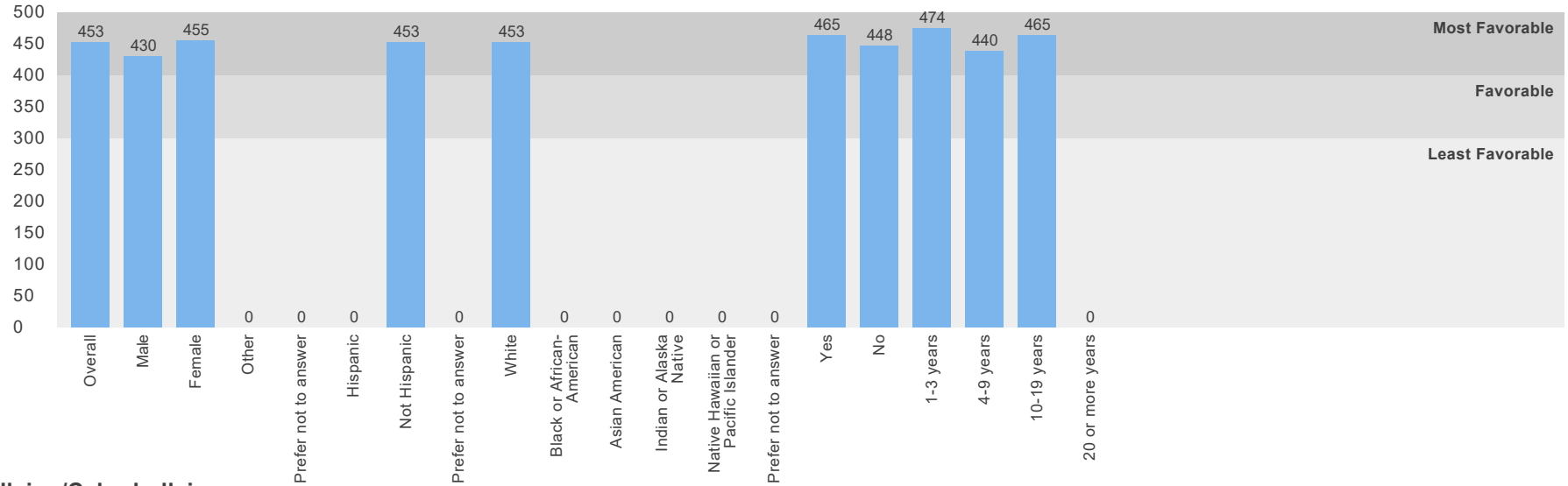
### Safety



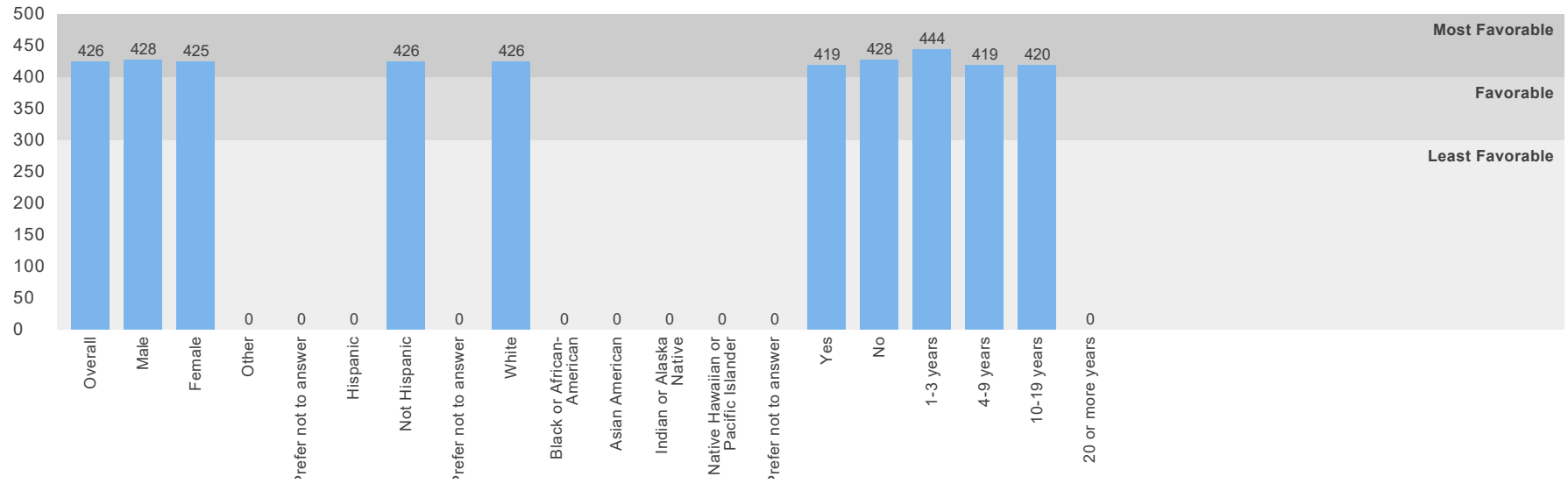
### Emotional Safety



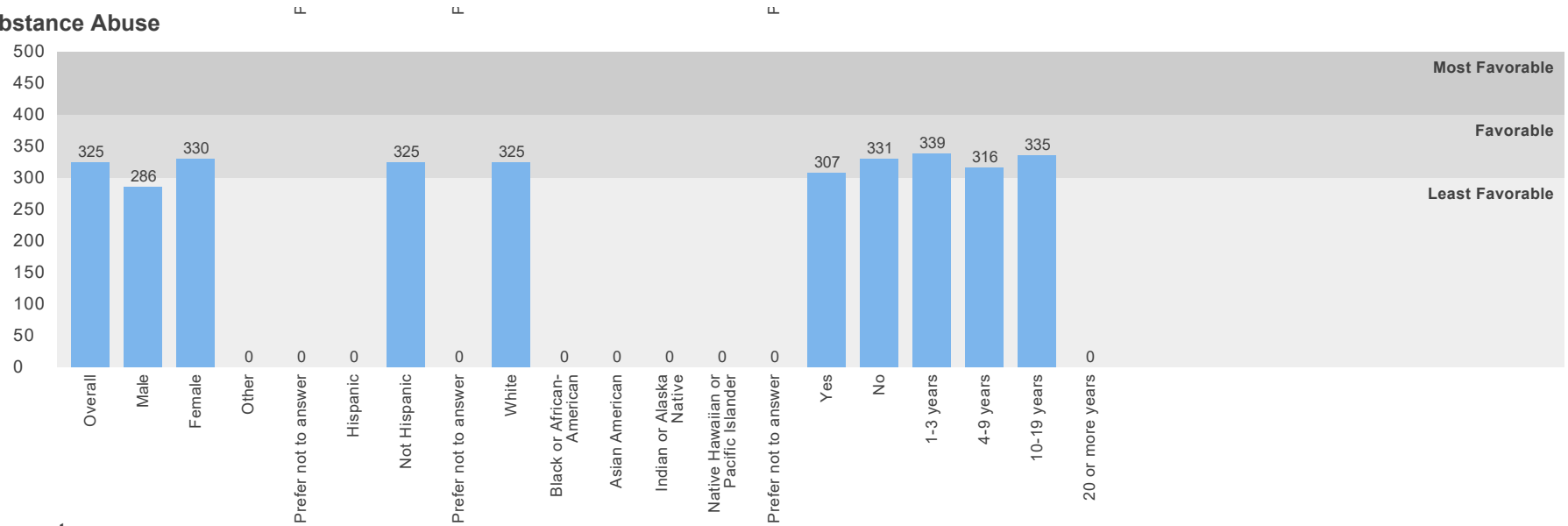
### Physical Safety



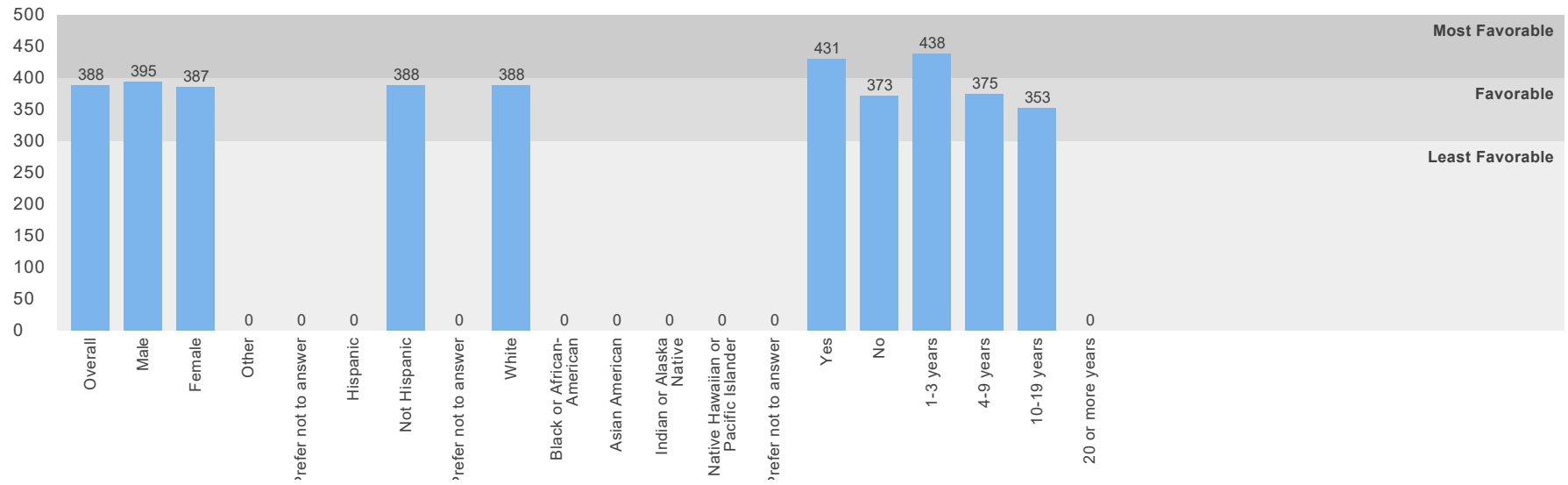
### Bullying/Cyberbullying



### Substance Abuse

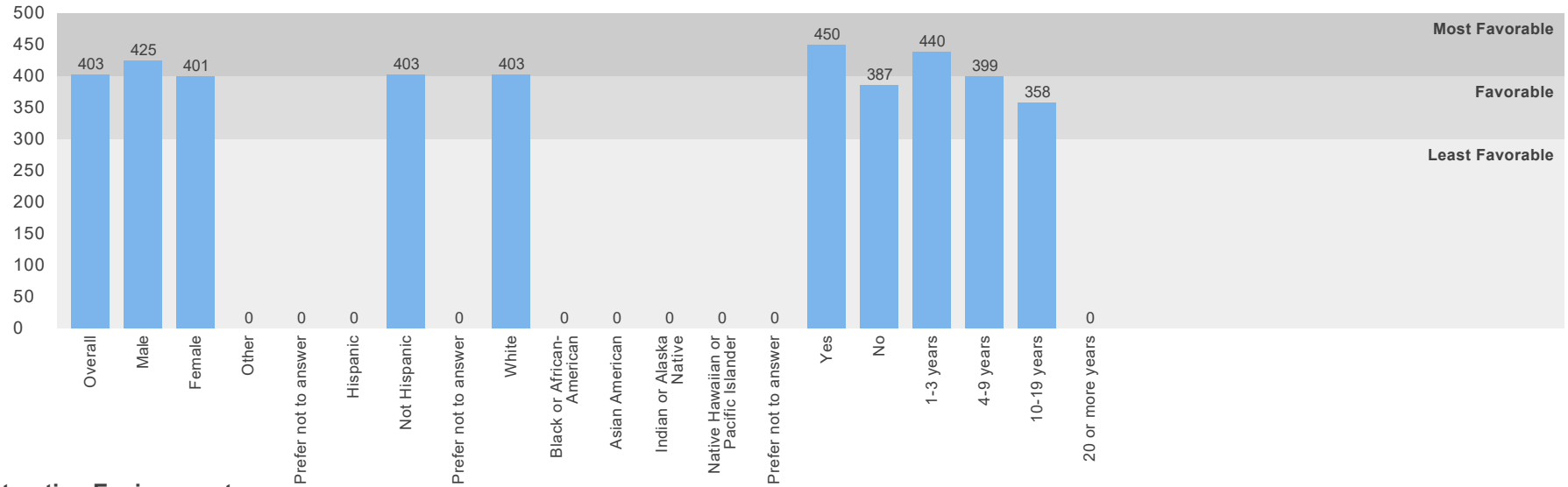


### Environment

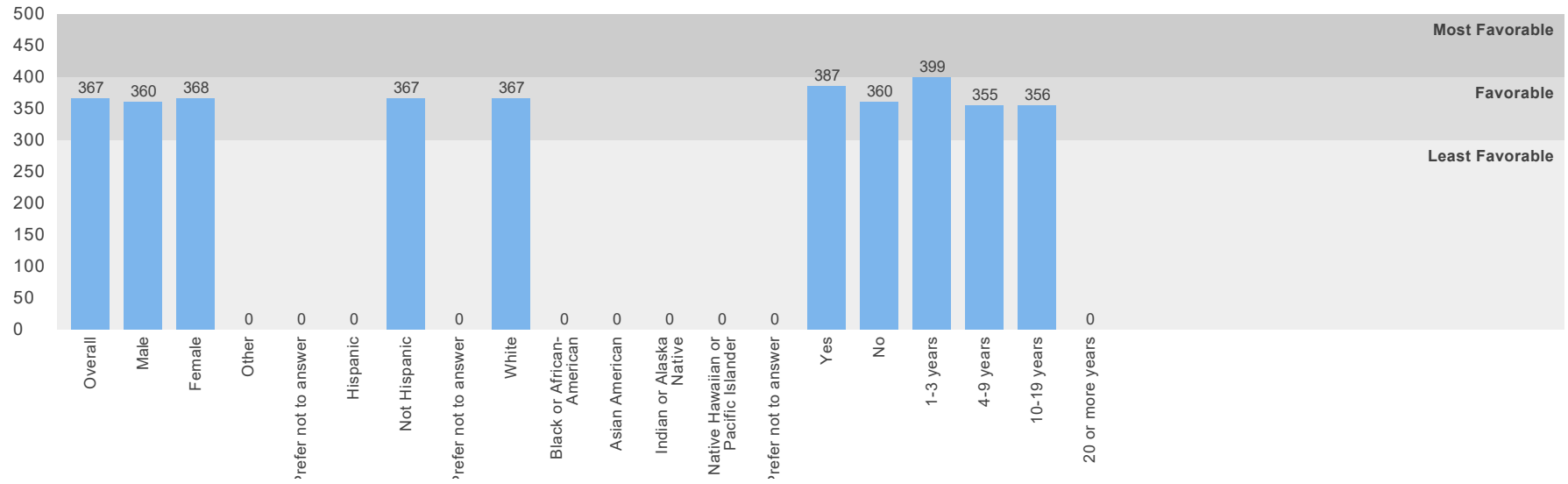




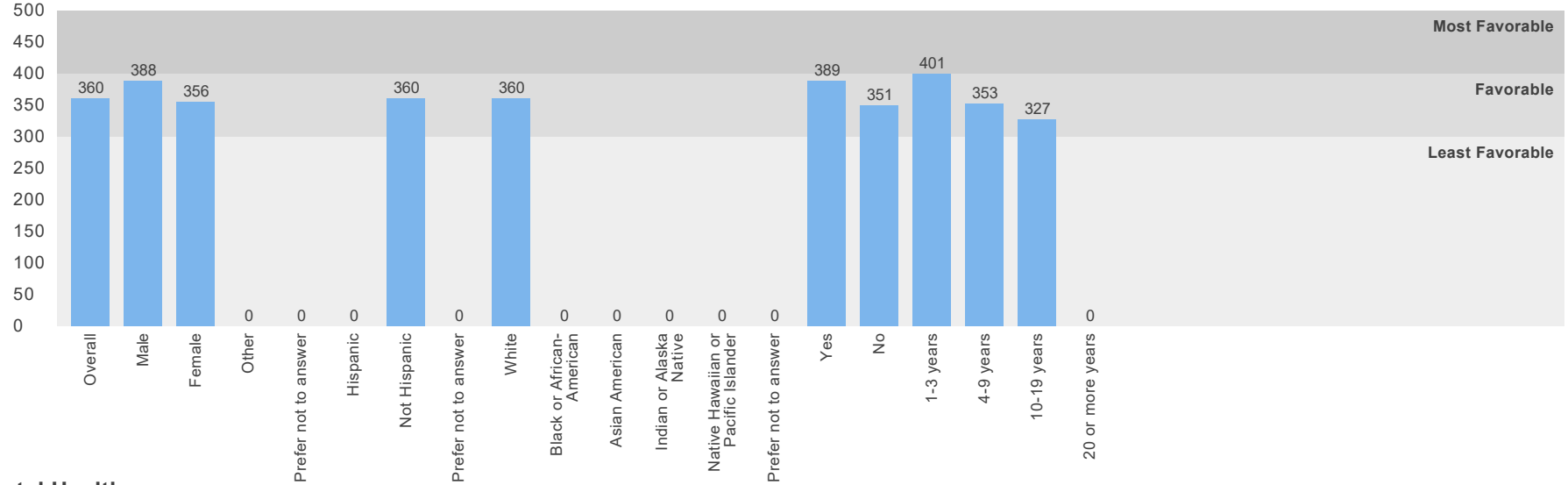
### Physical Environment



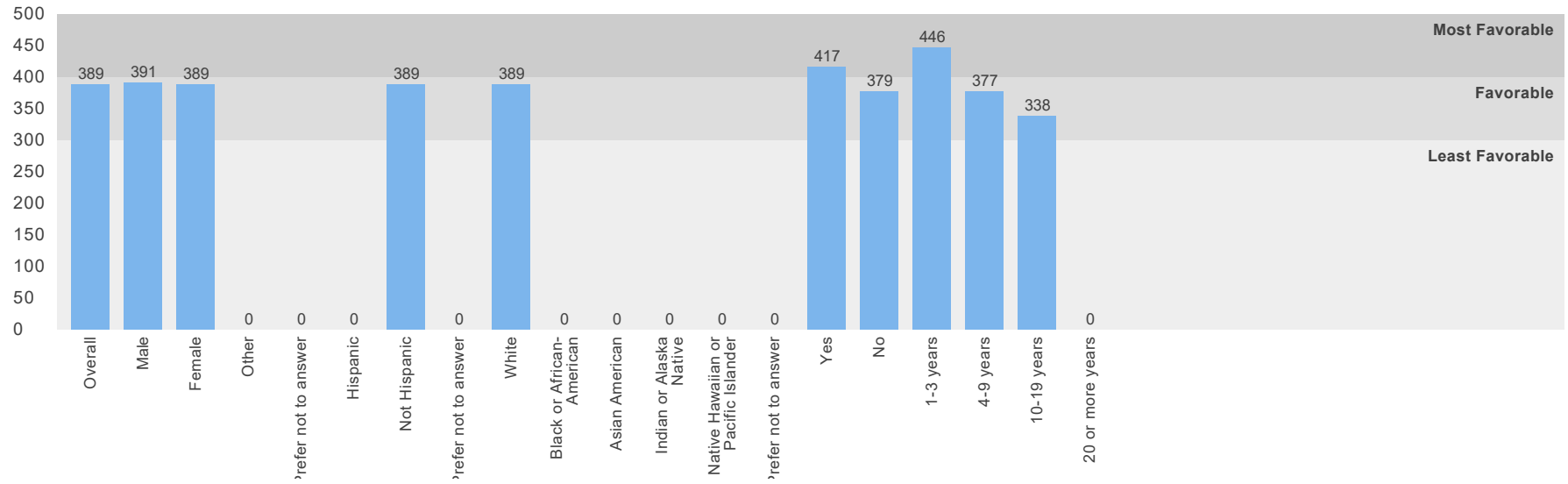
### Instruction Environment



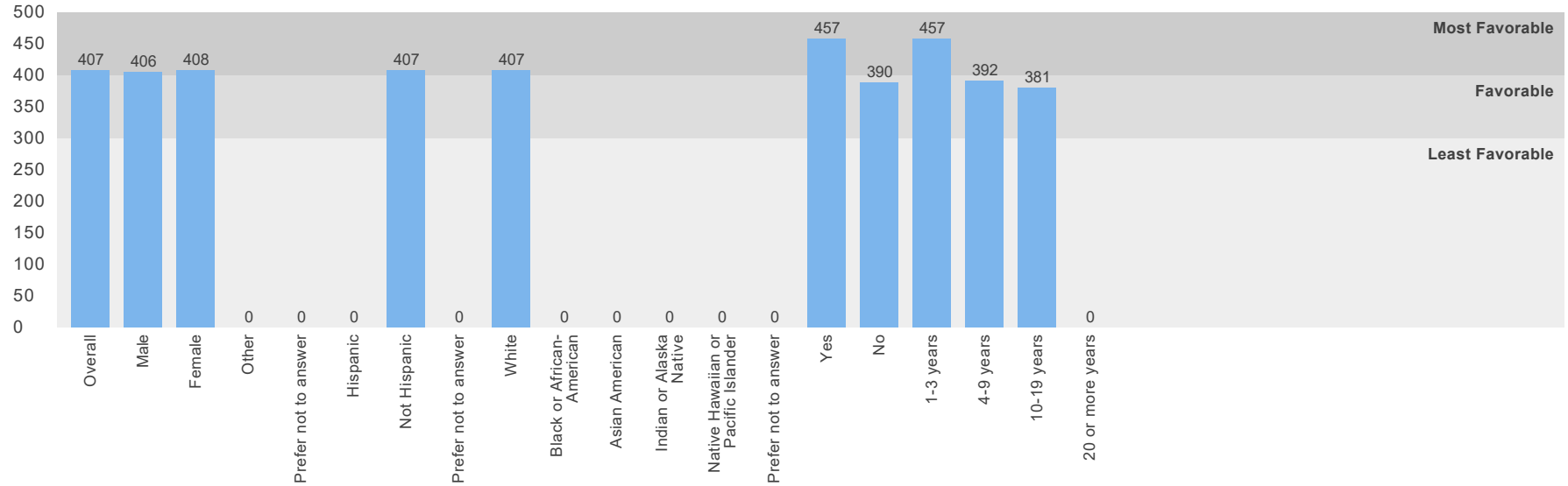
### Physical Health



### Mental Health



**Discipline**



**Number of Submissions: 19**

The top percentage is for this school, the bottom is for the district

	Male	Female	Other	Prefer not to answer
Are you male or female?	11%	89%	0%	0%
	24%	68%	0%	8%

	Hispanic	Not Hispanic	Prefer not to answer
Are you of Hispanic or Latino origin?	0%	100%	0%
	0%	91%	8%

	White	Black or African-American	Asian American	Indian or Alaska Native	Native Hawaiian or Pacific Islander	Prefer not to answer

What is your race?	100%	0%	0%	0%	0%	0%
	93%	0%	1%	0%	0%	7%

	Yes	No
Is your main assignment/responsibility at this school to provide instruction or other support services to any of these types of students - Special Education, English Language Learners, Gifted and Talented Education students, or Migrant Education?	26%	74%
	40%	60%

	1-3 years	4-9 years	10-19 years	20 or more years
How many years have you been working at this school?	26%	58%	16%	0%
	19%	27%	30%	24%

	Strongly Agree	Agree	Disagree	Strongly Disagree
At this school, all students are treated equally, regardless of whether their parents are rich or poor.	42%	58%	0%	0%
	39%	44%	16%	2%
This school encourages students to take challenging classes no matter their race, ethnicity, nationality, and/or cultural background (e.g., honor level courses, gifted courses, AP or IB courses).	37%	63%	0%	0%
	45%	47%	6%	1%
This school provides instructional materials (e.g., textbooks, handouts) that reflect students' cultural background, ethnicity and identity.	21%	74%	5%	0%
	19%	62%	19%	0%
This school emphasizes showing respect for all students' cultural beliefs and practices.	42%	58%	0%	0%
	50%	46%	3%	0%
This school provides effective resources and training for teaching students with Individualized Education Programs (IEPs) across different languages and cultures.	5%	32%	58%	5%
	19%	47%	31%	3%
This school provides effective supports for students needing alternative modes of communication (e.g., manual signs, communication boards, computer-based devices, picture exchange systems, Braille).	16%	68%	16%	0%
	36%	55%	8%	0%
Staff do a good job helping parents to support their children's learning at home.	26%	74%	0%	0%
	33%	62%	6%	0%
Staff do a good job helping parents understand when their child needs to learn social, emotional, and character skills.	21%	74%	5%	0%
	30%	61%	9%	0%

If a student has done something well or makes improvement, staff contact his/her parents.	26% 18%	74% 68%	0% 14%	0% 0%
This school asks families to volunteer at the school.	53% 21%	47% 49%	0% 28%	0% 2%
This school communicates with parents in a timely and ongoing basis.	58% 47%	42% 50%	0% 2%	0% 0%
My level of involvement in decision making at this school is fine with me.	37% 24%	53% 49%	5% 22%	5% 5%
Staff at this school have many informal opportunities to influence what happens within the school.	21% 20%	68% 52%	11% 24%	0% 3%
At this school, students are given the opportunity to take part in decision making.	11% 13%	58% 57%	32% 28%	0% 1%
Administrators involve staff in decision-making.	16% 16%	68% 51%	11% 26%	5% 7%
This school provides students with opportunities to take a lead role in organizing programs and activities.	11% 21%	50% 61%	39% 17%	0% 1%
Students are encouraged to get involved in extra-curricular activities.	16% 46%	79% 51%	0% 1%	5% 1%
I feel like I belong.	58% 41%	42% 50%	0% 8%	0% 1%
I feel satisfied with the recognition I get for doing a good job.	26% 28%	47% 47%	21% 17%	5% 8%
I feel comfortable discussing feelings, worries, and frustrations with my supervisor.	32% 40%	53% 39%	11% 13%	5% 8%
This school inspires me to do the very best at my job.	42% 36%	47% 48%	11% 14%	0% 2%
People at this school care about me as a person.	47% 36%	53% 54%	0% 8%	0% 2%
I can manage almost any student behavior problem.	37% 37%	58% 57%	5% 5%	0% 1%

I feel safe at this school.	50% 46%	50% 51%	0% 3%	0% 1%
The following types of problems occur at this school often: physical conflicts among students.	0% 0%	0% 9%	42% 57%	58% 34%
The following types of problems occur at this school often: robbery or theft.	0% 0%	0% 8%	26% 51%	74% 41%
The following types of problems occur at this school often: vandalism.	0% 1%	0% 22%	32% 51%	68% 26%
The following types of problems occur at this school often: student possession of weapons.	0% 0%	0% 1%	16% 43%	84% 55%
The following types of problems occur at this school often: sexual assault or dating violence.	0% 1%	0% 9%	16% 45%	84% 45%
The following types of problems occur at this school often: physical abuse of teachers.	0% 0%	0% 0%	26% 39%	74% 60%
The following types of problems occur at this school often: student verbal abuse of teachers.	0% 1%	0% 12%	37% 57%	63% 29%
I think that bullying is a frequent problem at this school.	0% 2%	0% 30%	63% 53%	37% 14%
I think that cyberbullying is a frequent problem among students at this school.	0% 9%	6% 42%	50% 36%	44% 14%
Students at this school would feel comfortable reporting a bullying incident to a teacher or other staff.	5% 10%	89% 73%	0% 17%	5% 0%
Staff at this school always stop bullying when they see it.	37% 23%	58% 60%	0% 16%	5% 1%
Staff at this school are teased or picked on about their race or ethnicity.	0% 0%	0% 5%	26% 44%	74% 50%
Staff at this school are teased or picked on about their cultural background or religion.	0% 0%	0% 6%	26% 43%	74% 50%
Staff at this school are teased or picked on about their physical or mental disability.	0% 0%	0% 3%	26% 45%	74% 52%

Staff at this school are teased or picked on about their sexuality.	0% 0%	0% 4%	26% 44%	74% 51%
---	----------	----------	------------	------------

	<b>Not a Problem</b>	<b>Small Problem</b>	<b>Somewhat a Problem</b>	<b>Large Problem</b>
At this school, how much of a problem is student drug use?	95% 50%	0% 23%	0% 21%	5% 6%
At this school, how much of a problem is student use of electronic cigarettes?	95% 49%	0% 20%	0% 23%	5% 8%
At this school, how much of a problem is student use of tobacco (e.g., cigarettes, chew, cigars)?	95% 65%	0% 22%	0% 12%	5% 1%
At this school, how much of a problem is student alcohol use?	95% 53%	0% 20%	0% 20%	5% 7%

	<b>Strongly Agree</b>	<b>Agree</b>	<b>Disagree</b>	<b>Strongly Disagree</b>
This school collaborates well with community organizations to help address youth substance use problems.	6% 13%	67% 63%	17% 20%	11% 4%
This school has adequate resources to address substance use prevention.	6% 11%	67% 68%	17% 18%	11% 3%
This school provides effective confidential support and referral services for students needing help because of substance abuse (e.g., a Student Assistance Program).	12% 17%	53% 67%	35% 14%	0% 2%
This school has programs that address substance use among students.	6% 12%	65% 62%	18% 24%	12% 2%
I know what to do if there is an emergency, natural disaster (tornado, flood) or a dangerous situation (e.g., violent person on campus) during the school day.	44% 35%	56% 62%	0% 2%	0% 1%
This school has a written plan that describes procedures to be performed in shootings.	47% 38%	53% 55%	0% 5%	0% 1%
This school has a written plan that clearly describes procedures to be performed in natural disasters (e.g., earthquakes or tornadoes).	42% 37%	53% 53%	5% 8%	0% 1%
This school or school district provides effective training in safety procedures to staff (e.g., lockdown training or fire drills).	42% 46%	58% 47%	0% 6%	0% 1%

This school looks clean and pleasant.	58% 40%	37% 50%	5% 8%	0% 2%
This school is an inviting work environment.	53% 39%	47% 54%	0% 5%	0% 2%
My teaching is hindered by poor heating, cooling, and/or lighting systems at this school.	0% 8%	11% 20%	61% 53%	28% 18%
My teaching is hindered by a lack of instructional space (e.g., classrooms) at this school.	0% 2%	5% 8%	63% 55%	32% 34%
My teaching is hindered by a lack of textbooks and basic supplies at this school.	0% 0%	0% 4%	58% 59%	42% 36%
My teaching is hindered by inadequate or outdated equipment or facilities at this school.	0% 0%	0% 6%	63% 59%	37% 36%
The students in my class(es) come to class prepared with the appropriate supplies and books.	21% 16%	74% 73%	5% 9%	0% 1%
Once we start a new program at this school, we follow up to make sure that it's working.	11% 6%	47% 50%	37% 38%	5% 7%
The programs and resources at this school are adequate to support students' learning.	16% 17%	68% 70%	16% 12%	0% 1%
Teachers at this school feel responsible to help each other do their best.	42% 28%	58% 60%	0% 10%	0% 1%
Teachers at this school feel that it is a part of their job to prepare students to succeed in college.	47% 37%	53% 57%	0% 6%	0% 1%
The programs and resources at this school are adequate to support students with special needs or disabilities.	11% 25%	61% 60%	22% 15%	6% 2%
This school provides the materials, resources, and training necessary for me to support students' physical health and nutrition.	24% 14%	59% 57%	18% 26%	0% 2%
This school places a priority on making healthy food choices.	18% 12%	53% 57%	29% 27%	0% 3%
This school places a priority on students' health needs.	33% 20%	56% 64%	11% 14%	0% 2%

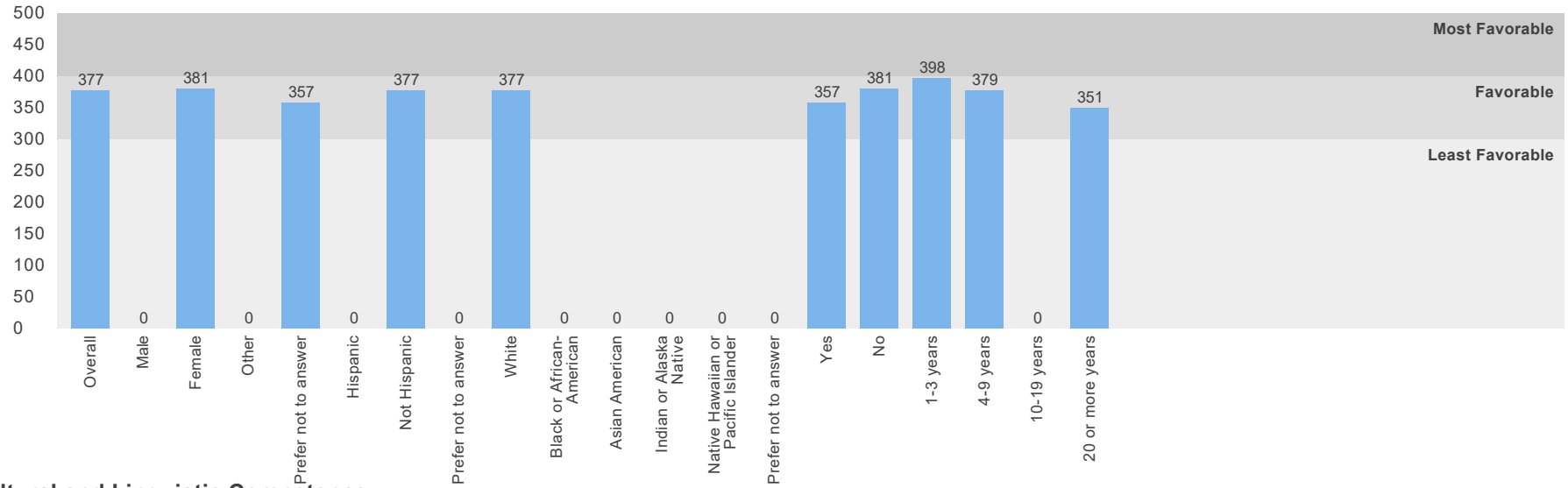


This school places a priority on students' physical activity.	21% 20%	68% 62%	5% 15%	5% 3%
This school provides quality counseling or other services to help students with social or emotional needs.	42% 35%	42% 54%	16% 10%	0% 0%
This school provides the materials, resources, and training necessary for me to support students' social or emotional needs.	32% 22%	47% 54%	21% 20%	0% 4%
This school places a priority on addressing students' mental health needs.	42% 33%	53% 54%	0% 10%	5% 2%
This school places a priority on teaching students strategies to manage their stress levels.	33% 25%	50% 53%	17% 20%	0% 2%
This school places a priority on helping students with their social, emotional, and behavioral problems.	42% 29%	58% 56%	0% 12%	0% 2%
Staff at this school are clearly informed about school policies and procedures.	39% 29%	61% 57%	0% 13%	0% 2%
Staff at this school recognize students for positive behavior.	53% 43%	47% 55%	0% 2%	0% 0%
School rules are applied equally to all students.	37% 28%	58% 47%	5% 20%	0% 5%
Discipline is fair.	42% 25%	58% 55%	0% 15%	0% 4%
This school effectively handles student discipline and behavior problems.	37% 23%	58% 56%	5% 17%	0% 4%
Staff at this school work together to ensure an orderly environment.	37% 36%	63% 57%	0% 6%	0% 1%

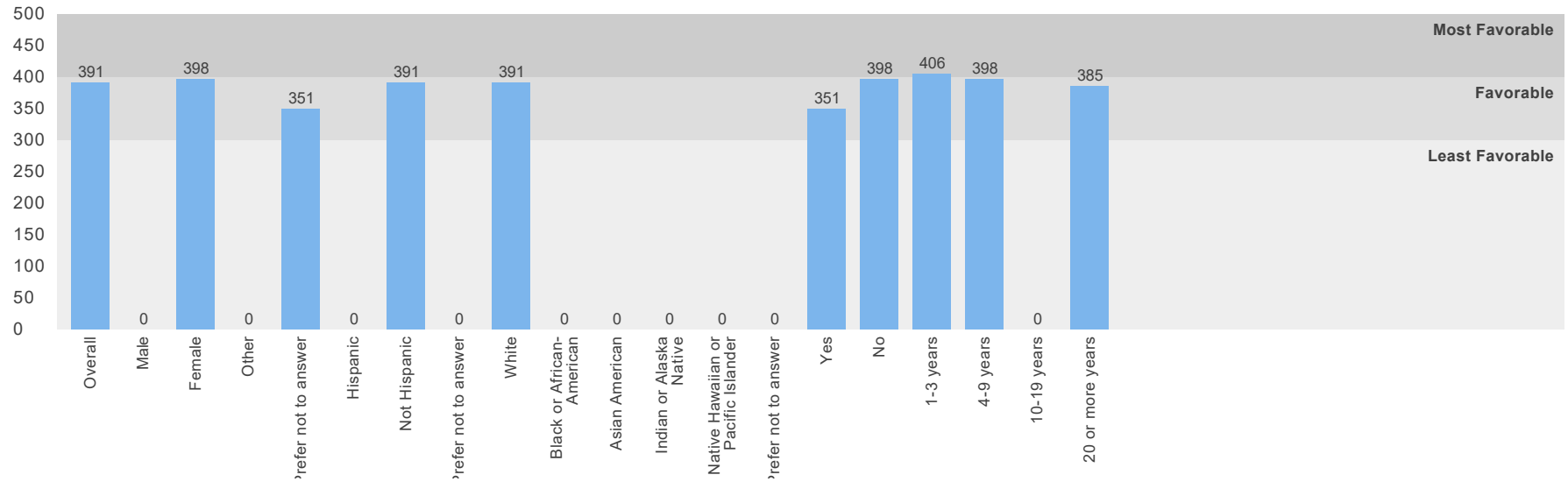
## ELSMERE ES

### Scale Scores by Demographic

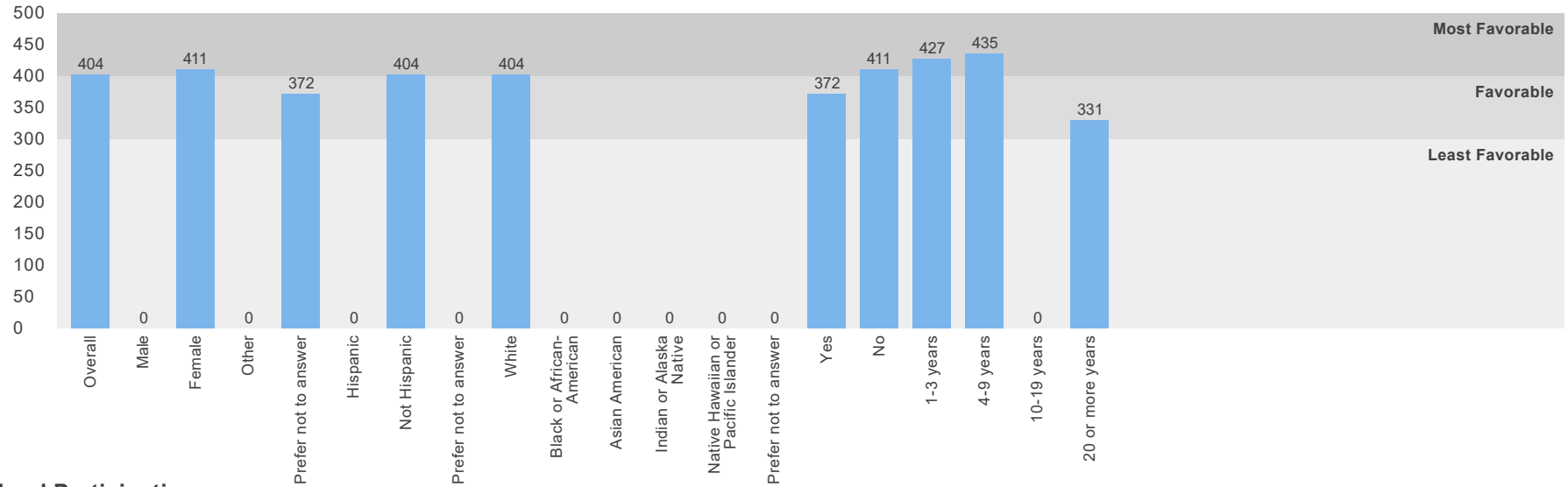
#### Engagement



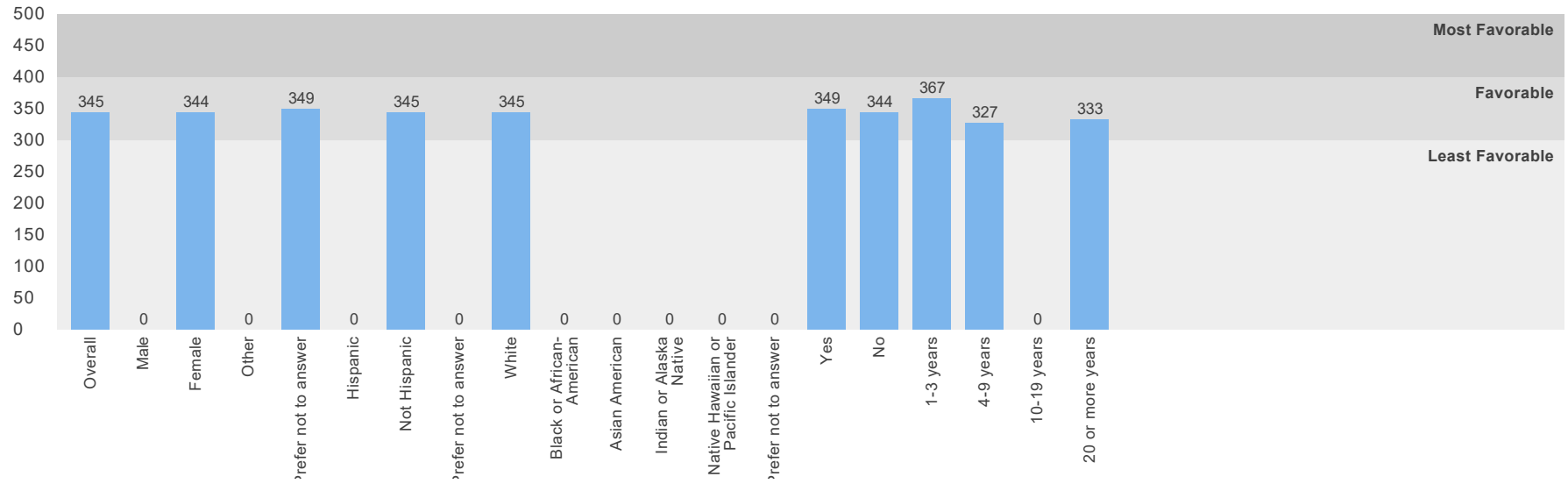
#### Cultural and Linguistic Competence



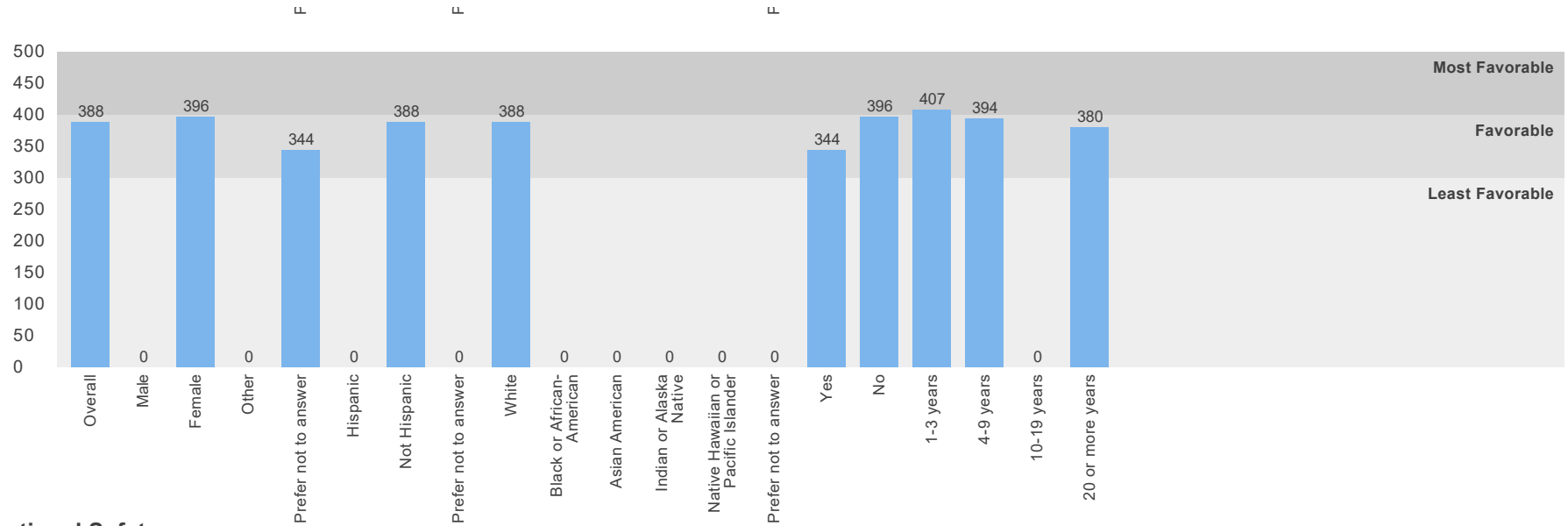
### Relationships



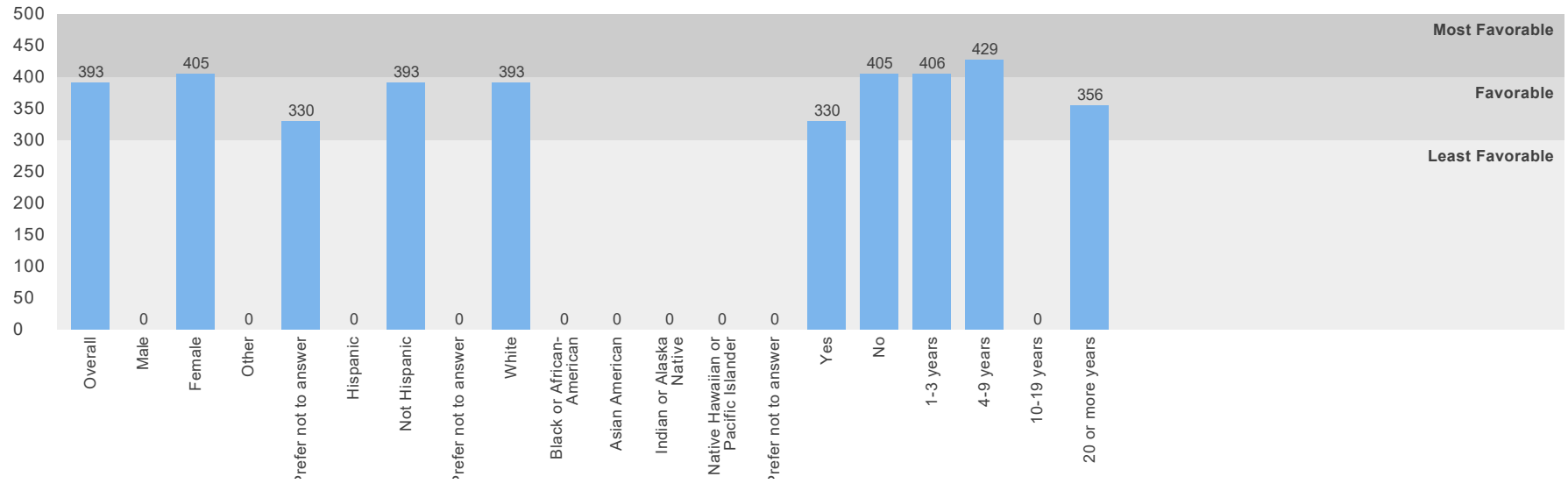
### School Participation



### Safety

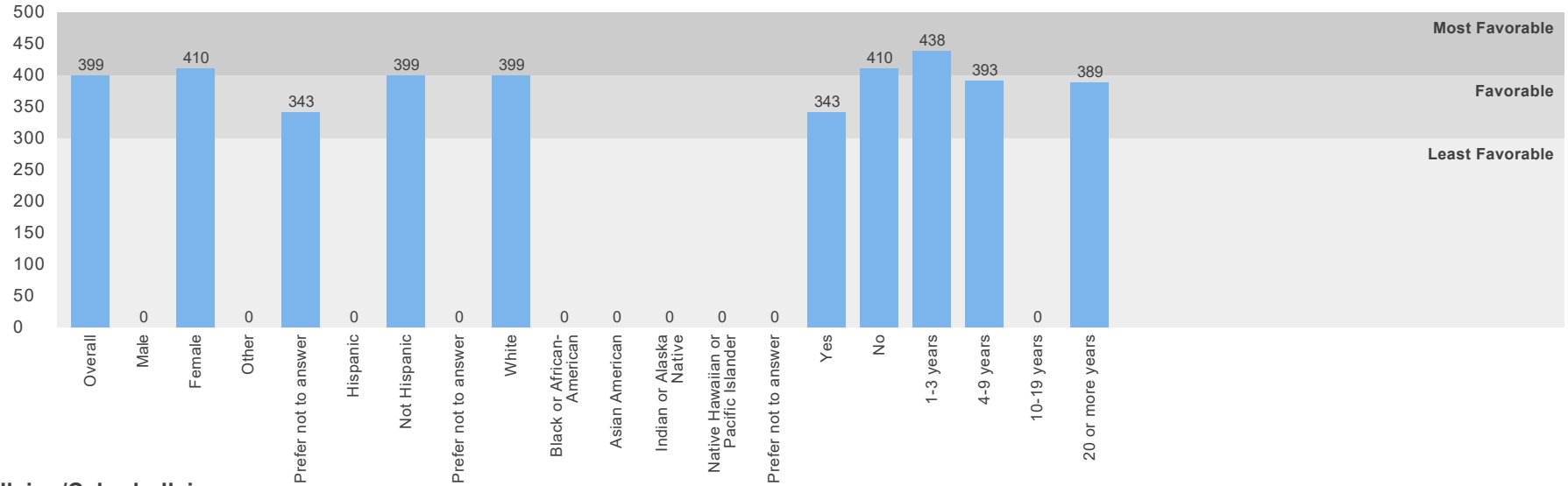


### Emotional Safety

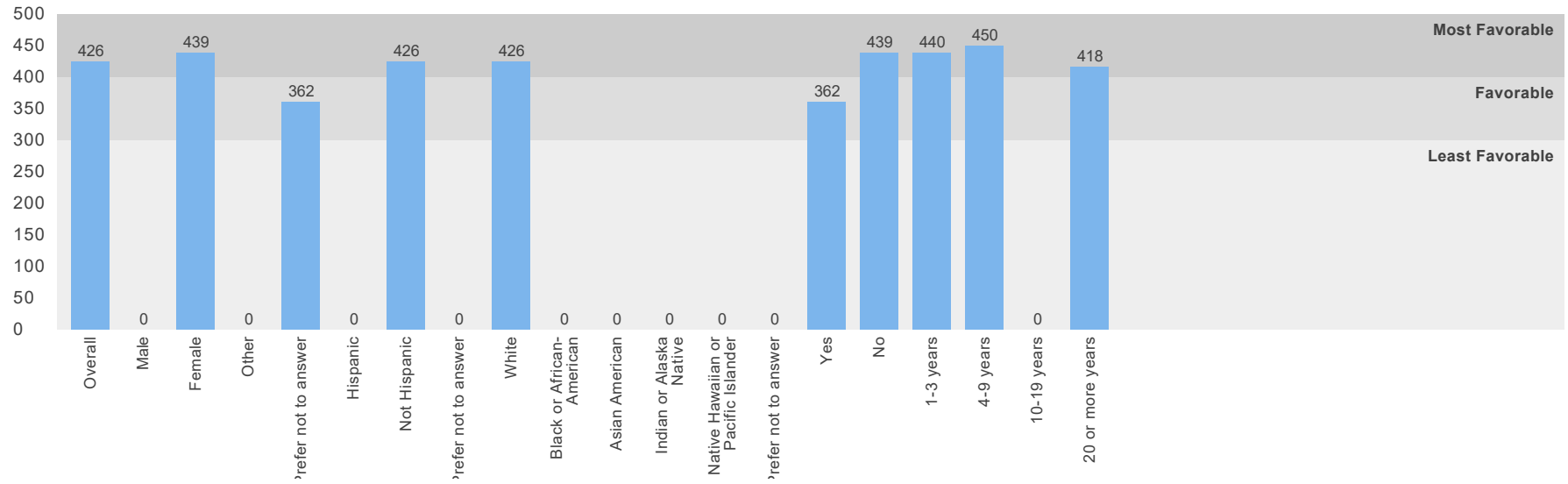


### Physical Safety

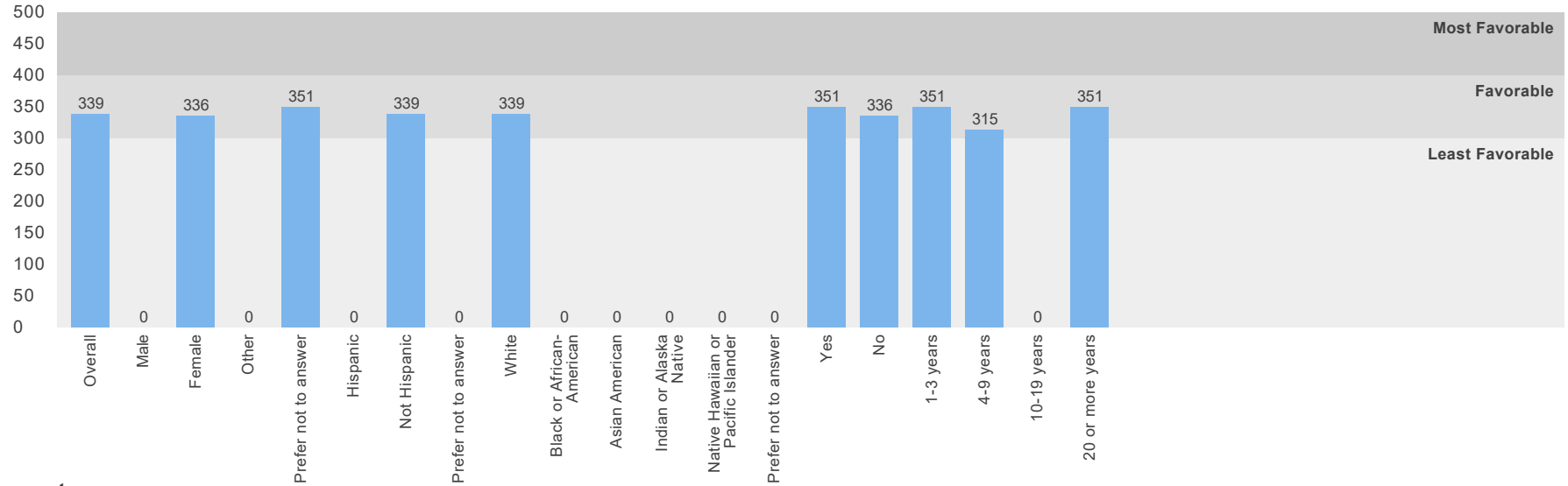
F F F



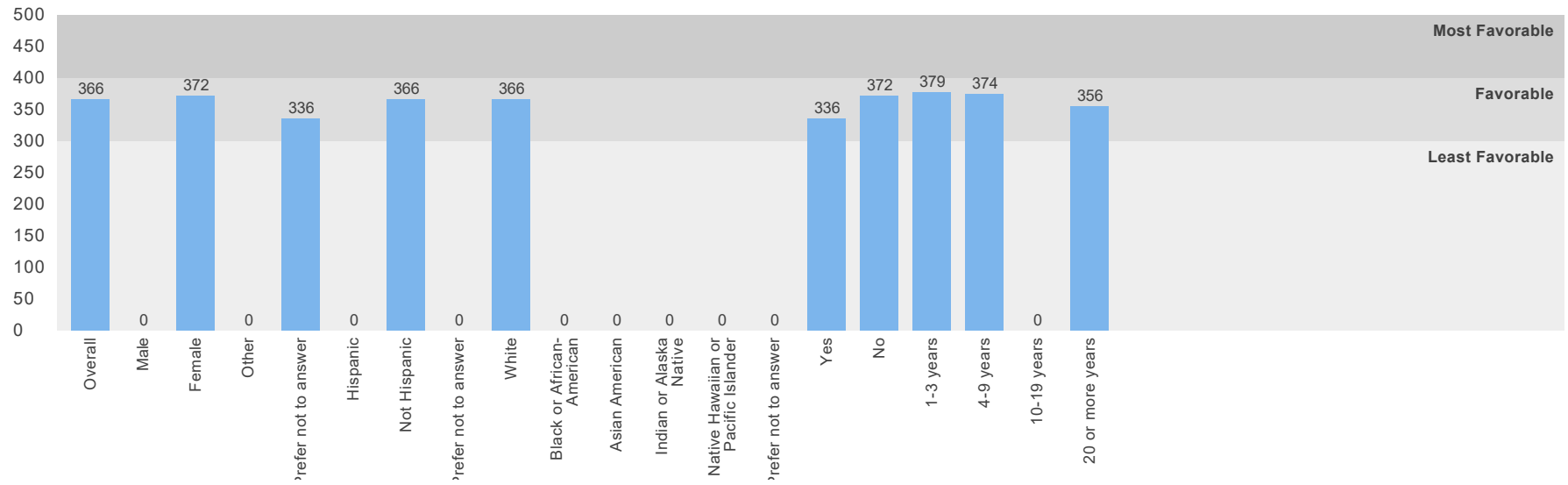
### Bullying/Cyberbullying



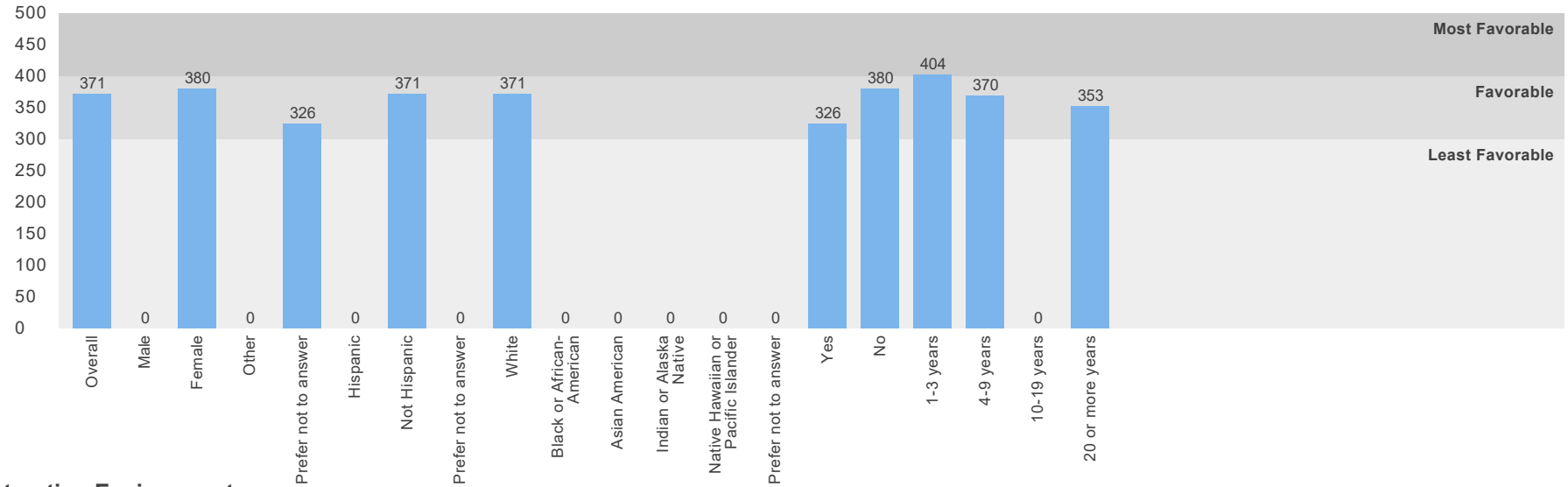
### Substance Abuse



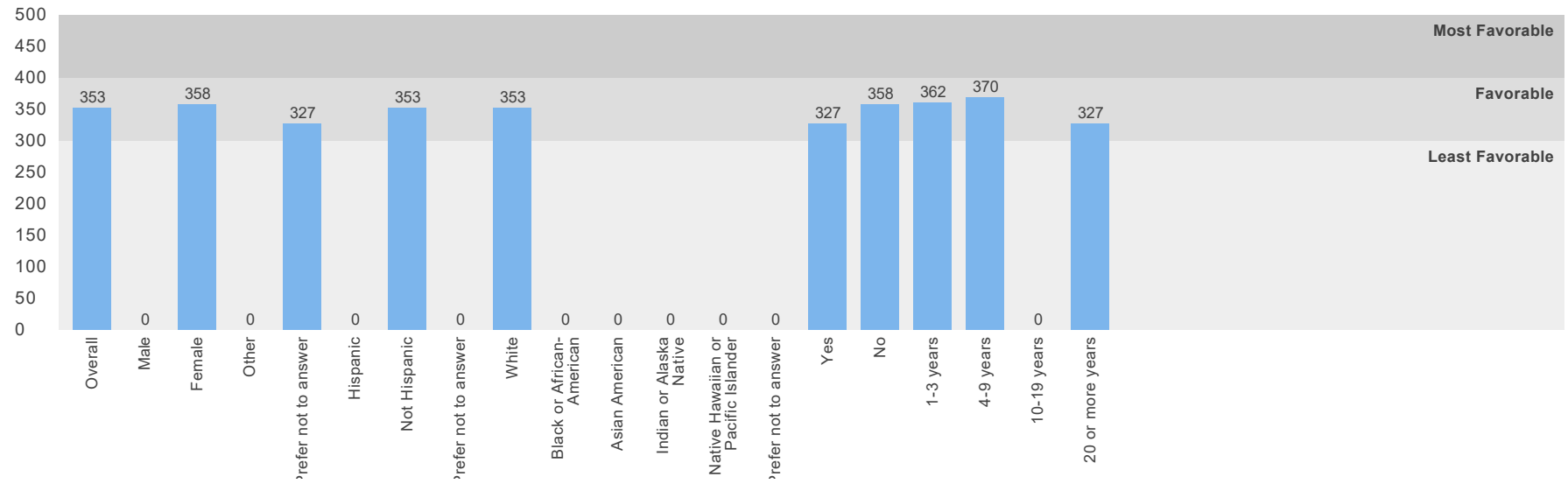
### Environment



### Physical Environment

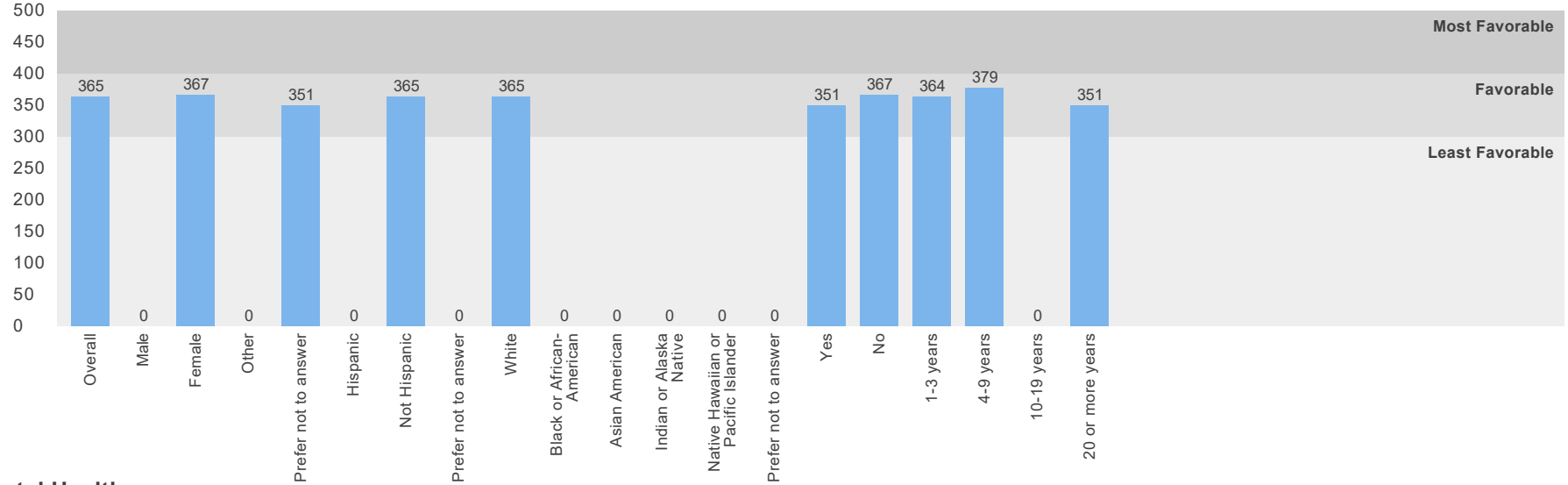


### Instruction Environment

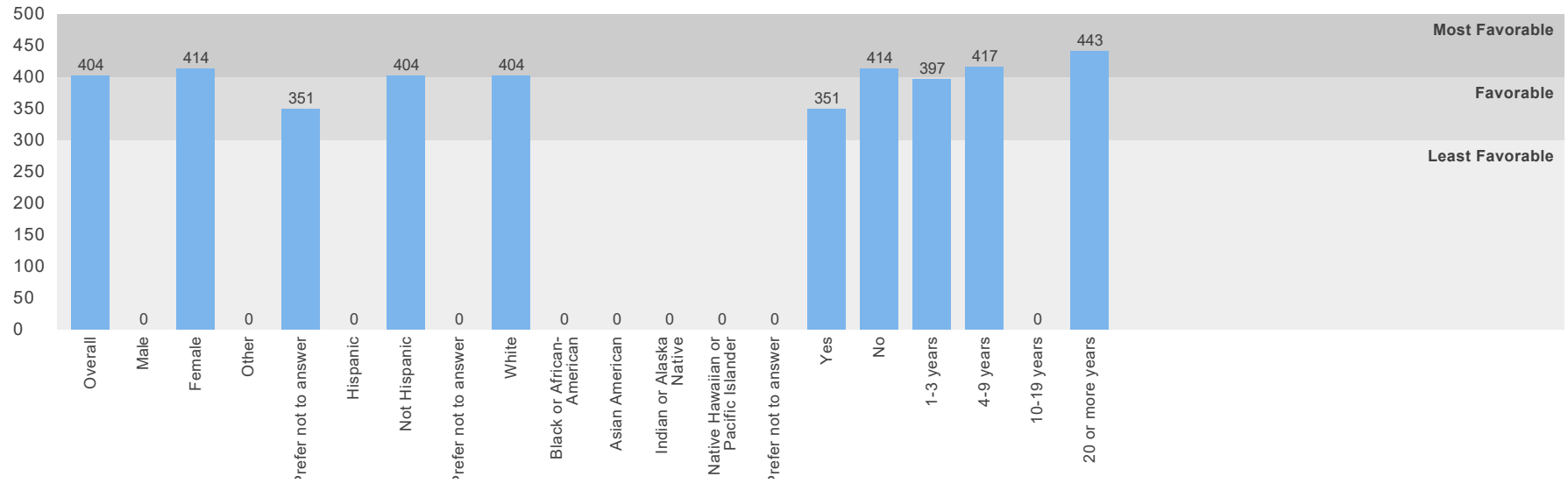


### Physical Health

F F F

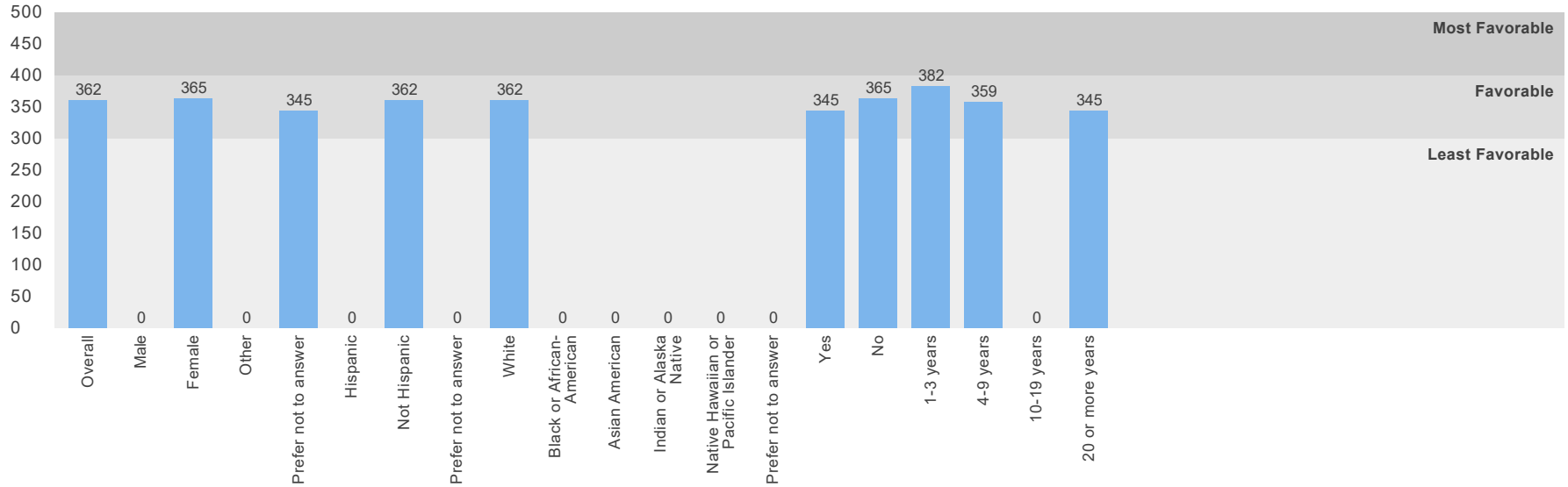


### Mental Health





**Discipline**



**Number of Submissions: 6**

The top percentage is for this school, the bottom is for the district

	Male	Female	Other	Prefer not to answer
Are you male or female?	0% 24%	83% 68%	0% 0%	17% 8%

	Hispanic	Not Hispanic	Prefer not to answer
Are you of Hispanic or Latino origin?	0% 0%	100% 91%	0% 8%

	White	Black or African-American	Asian American	Indian or Alaska Native	Native Hawaiian or Pacific Islander	Prefer not to answer

What is your race?	100% 93%	0% 0%	0% 1%	0% 0%	0% 0%	0% 7%
--------------------	-------------	----------	----------	----------	----------	----------

	Yes	No
Is your main assignment/responsibility at this school to provide instruction or other support services to any of these types of students - Special Education, English Language Learners, Gifted and Talented Education students, or Migrant Education?	17% 40%	83% 60%

	1-3 years	4-9 years	10-19 years	20 or more years
How many years have you been working at this school?	40% 19%	40% 27%	0% 30%	20% 24%

	Strongly Agree	Agree	Disagree	Strongly Disagree
At this school, all students are treated equally, regardless of whether their parents are rich or poor.	67% 39%	33% 44%	0% 16%	0% 2%
This school encourages students to take challenging classes no matter their race, ethnicity, nationality, and/or cultural background (e.g., honor level courses, gifted courses, AP or IB courses).	67% 45%	33% 47%	0% 6%	0% 1%
This school provides instructional materials (e.g., textbooks, handouts) that reflect students' cultural background, ethnicity and identity.	17% 19%	83% 62%	0% 19%	0% 0%
This school emphasizes showing respect for all students' cultural beliefs and practices.	50% 50%	50% 46%	0% 3%	0% 0%
This school provides effective resources and training for teaching students with Individualized Education Programs (IEPs) across different languages and cultures.	17% 19%	50% 47%	33% 31%	0% 3%
This school provides effective supports for students needing alternative modes of communication (e.g., manual signs, communication boards, computer-based devices, picture exchange systems, Braille).	33% 36%	67% 55%	0% 8%	0% 0%
Staff do a good job helping parents to support their children's learning at home.	50% 33%	50% 62%	0% 6%	0% 0%
Staff do a good job helping parents understand when their child needs to learn social, emotional, and character skills.	50% 30%	50% 61%	0% 9%	0% 0%

If a student has done something well or makes improvement, staff contact his/her parents.	50% 18%	50% 68%	0% 14%	0% 0%
This school asks families to volunteer at the school.	33% 21%	50% 49%	17% 28%	0% 2%
This school communicates with parents in a timely and ongoing basis.	67% 47%	33% 50%	0% 2%	0% 0%
My level of involvement in decision making at this school is fine with me.	33% 24%	67% 49%	0% 22%	0% 5%
Staff at this school have many informal opportunities to influence what happens within the school.	33% 20%	67% 52%	0% 24%	0% 3%
At this school, students are given the opportunity to take part in decision making.	0% 13%	50% 57%	50% 28%	0% 1%
Administrators involve staff in decision-making.	0% 16%	100% 51%	0% 26%	0% 7%
This school provides students with opportunities to take a lead role in organizing programs and activities.	0% 21%	67% 61%	33% 17%	0% 1%
Students are encouraged to get involved in extra-curricular activities.	0% 46%	83% 51%	17% 1%	0% 1%
I feel like I belong.	33% 41%	50% 50%	17% 8%	0% 1%
I feel satisfied with the recognition I get for doing a good job.	33% 28%	50% 47%	17% 17%	0% 8%
I feel comfortable discussing feelings, worries, and frustrations with my supervisor.	17% 40%	50% 39%	33% 13%	0% 8%
This school inspires me to do the very best at my job.	33% 36%	67% 48%	0% 14%	0% 2%
People at this school care about me as a person.	33% 36%	67% 54%	0% 8%	0% 2%
I can manage almost any student behavior problem.	67% 37%	33% 57%	0% 5%	0% 1%

I feel safe at this school.	33% 46%	67% 51%	0% 3%	0% 1%
The following types of problems occur at this school often: physical conflicts among students.	0% 0%	17% 9%	67% 57%	17% 34%
The following types of problems occur at this school often: robbery or theft.	0% 0%	0% 8%	67% 51%	33% 41%
The following types of problems occur at this school often: vandalism.	0% 1%	0% 22%	67% 51%	33% 26%
The following types of problems occur at this school often: student possession of weapons.	0% 0%	0% 1%	33% 43%	67% 55%
The following types of problems occur at this school often: sexual assault or dating violence.	0% 1%	0% 9%	33% 45%	67% 45%
The following types of problems occur at this school often: physical abuse of teachers.	0% 0%	17% 0%	33% 39%	50% 60%
The following types of problems occur at this school often: student verbal abuse of teachers.	0% 1%	0% 12%	67% 57%	33% 29%
I think that bullying is a frequent problem at this school.	0% 2%	0% 30%	67% 53%	33% 14%
I think that cyberbullying is a frequent problem among students at this school.	0% 9%	0% 42%	83% 36%	17% 14%
Students at this school would feel comfortable reporting a bullying incident to a teacher or other staff.	17% 10%	83% 73%	0% 17%	0% 0%
Staff at this school always stop bullying when they see it.	33% 23%	67% 60%	0% 16%	0% 1%
Staff at this school are teased or picked on about their race or ethnicity.	0% 0%	0% 5%	33% 44%	67% 50%
Staff at this school are teased or picked on about their cultural background or religion.	0% 0%	0% 6%	33% 43%	67% 50%
Staff at this school are teased or picked on about their physical or mental disability.	0% 0%	0% 3%	33% 45%	67% 52%

Staff at this school are teased or picked on about their sexuality.	0% 0%	0% 4%	33% 44%	67% 51%
---	----------	----------	------------	------------

	<b>Not a Problem</b>	<b>Small Problem</b>	<b>Somewhat a Problem</b>	<b>Large Problem</b>
At this school, how much of a problem is student drug use?	100% 50%	0% 23%	0% 21%	0% 6%
At this school, how much of a problem is student use of electronic cigarettes?	100% 49%	0% 20%	0% 23%	0% 8%
At this school, how much of a problem is student use of tobacco (e.g., cigarettes, chew, cigars)?	100% 65%	0% 22%	0% 12%	0% 1%
At this school, how much of a problem is student alcohol use?	100% 53%	0% 20%	0% 20%	0% 7%

	<b>Strongly Agree</b>	<b>Agree</b>	<b>Disagree</b>	<b>Strongly Disagree</b>
This school collaborates well with community organizations to help address youth substance use problems.	0% 13%	83% 63%	17% 20%	0% 4%
This school has adequate resources to address substance use prevention.	0% 11%	100% 68%	0% 18%	0% 3%
This school provides effective confidential support and referral services for students needing help because of substance abuse (e.g., a Student Assistance Program).	0% 17%	100% 67%	0% 14%	0% 2%
This school has programs that address substance use among students.	0% 12%	60% 62%	40% 24%	0% 2%
I know what to do if there is an emergency, natural disaster (tornado, flood) or a dangerous situation (e.g., violent person on campus) during the school day.	17% 35%	83% 62%	0% 2%	0% 1%
This school has a written plan that describes procedures to be performed in shootings.	17% 38%	83% 55%	0% 5%	0% 1%
This school has a written plan that clearly describes procedures to be performed in natural disasters (e.g., earthquakes or tornadoes).	0% 37%	100% 53%	0% 8%	0% 1%
This school or school district provides effective training in safety procedures to staff (e.g., lockdown training or fire drills).	33% 46%	50% 47%	17% 6%	0% 1%

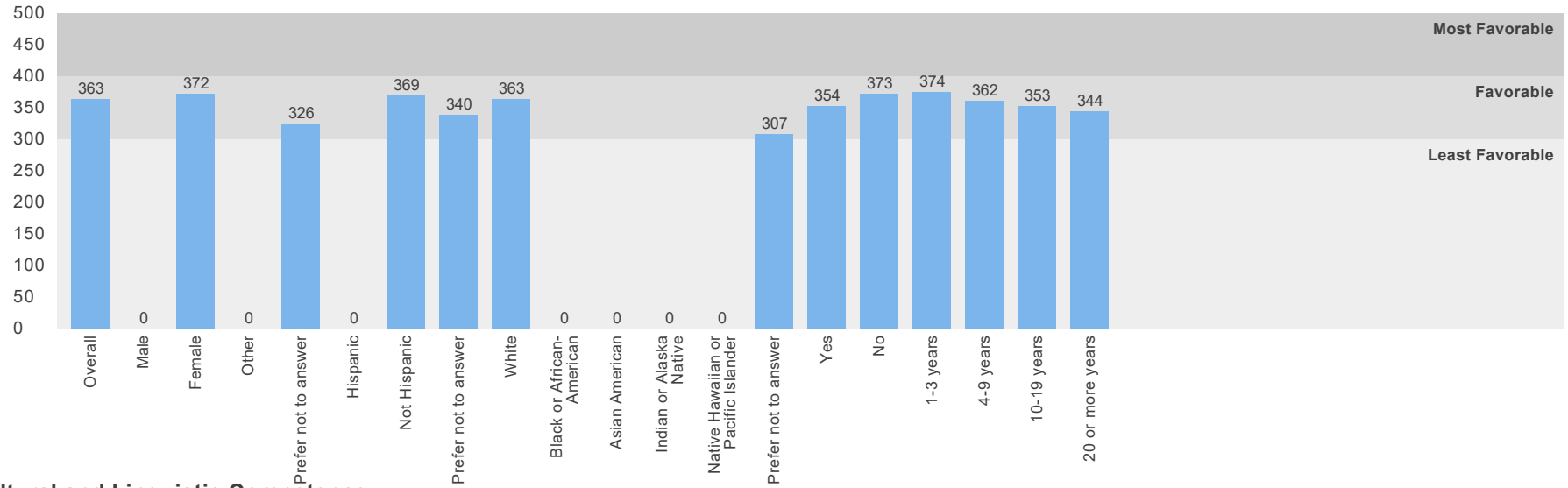
This school looks clean and pleasant.	17% 40%	83% 50%	0% 8%	0% 2%
This school is an inviting work environment.	33% 39%	67% 54%	0% 5%	0% 2%
My teaching is hindered by poor heating, cooling, and/or lighting systems at this school.	0% 8%	17% 20%	67% 53%	17% 18%
My teaching is hindered by a lack of instructional space (e.g., classrooms) at this school.	0% 2%	0% 8%	83% 55%	17% 34%
My teaching is hindered by a lack of textbooks and basic supplies at this school.	0% 0%	17% 4%	67% 59%	17% 36%
My teaching is hindered by inadequate or outdated equipment or facilities at this school.	0% 0%	0% 6%	83% 59%	17% 36%
The students in my class(es) come to class prepared with the appropriate supplies and books.	17% 16%	67% 73%	17% 9%	0% 1%
Once we start a new program at this school, we follow up to make sure that it's working.	0% 6%	67% 50%	33% 38%	0% 7%
The programs and resources at this school are adequate to support students' learning.	0% 17%	83% 70%	17% 12%	0% 1%
Teachers at this school feel responsible to help each other do their best.	33% 28%	50% 60%	17% 10%	0% 1%
Teachers at this school feel that it is a part of their job to prepare students to succeed in college.	17% 37%	83% 57%	0% 6%	0% 1%
The programs and resources at this school are adequate to support students with special needs or disabilities.	17% 25%	67% 60%	17% 15%	0% 2%
This school provides the materials, resources, and training necessary for me to support students' physical health and nutrition.	17% 14%	67% 57%	17% 26%	0% 2%
This school places a priority on making healthy food choices.	0% 12%	83% 57%	17% 27%	0% 3%
This school places a priority on students' health needs.	33% 20%	67% 64%	0% 14%	0% 2%

This school places a priority on students' physical activity.	33% 20%	67% 62%	0% 15%	0% 3%
This school provides quality counseling or other services to help students with social or emotional needs.	50% 35%	50% 54%	0% 10%	0% 0%
This school provides the materials, resources, and training necessary for me to support students' social or emotional needs.	40% 22%	60% 54%	0% 20%	0% 4%
This school places a priority on addressing students' mental health needs.	33% 33%	67% 54%	0% 10%	0% 2%
This school places a priority on teaching students strategies to manage their stress levels.	50% 25%	50% 53%	0% 20%	0% 2%
This school places a priority on helping students with their social, emotional, and behavioral problems.	50% 29%	50% 56%	0% 12%	0% 2%
Staff at this school are clearly informed about school policies and procedures.	33% 29%	50% 57%	17% 13%	0% 2%
Staff at this school recognize students for positive behavior.	33% 43%	67% 55%	0% 2%	0% 0%
School rules are applied equally to all students.	17% 28%	83% 47%	0% 20%	0% 5%
Discipline is fair.	0% 25%	83% 55%	17% 15%	0% 4%
This school effectively handles student discipline and behavior problems.	0% 23%	67% 56%	17% 17%	17% 4%
Staff at this school work together to ensure an orderly environment.	17% 36%	83% 57%	0% 6%	0% 1%

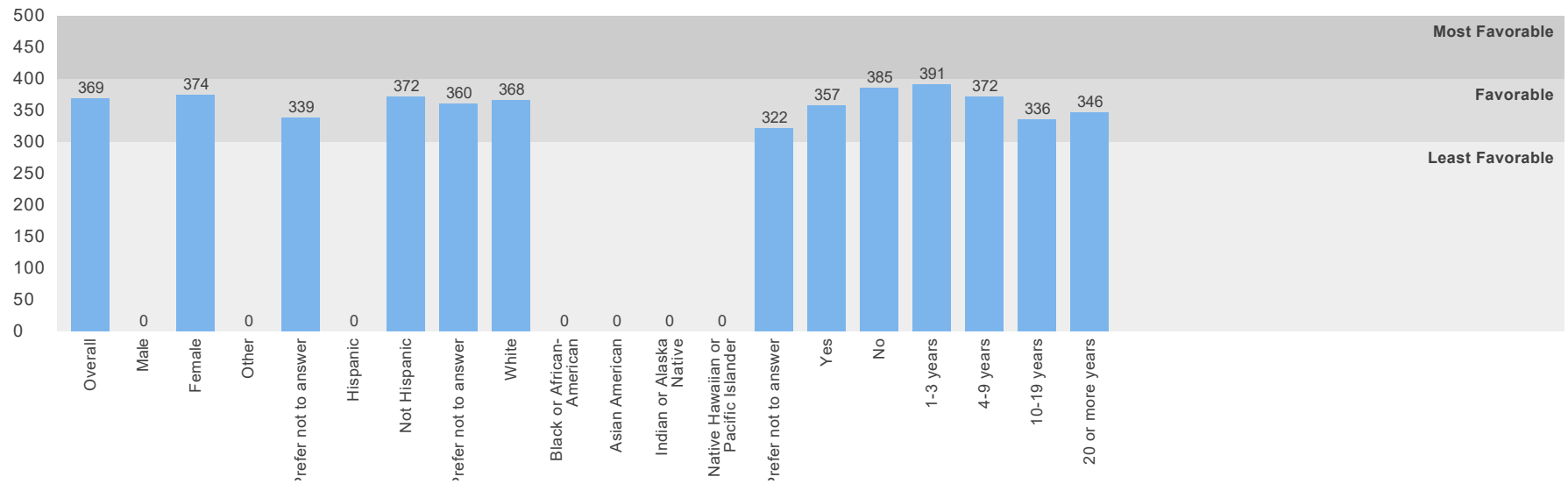
## GLENMONT ES

### Scale Scores by Demographic

#### Engagement

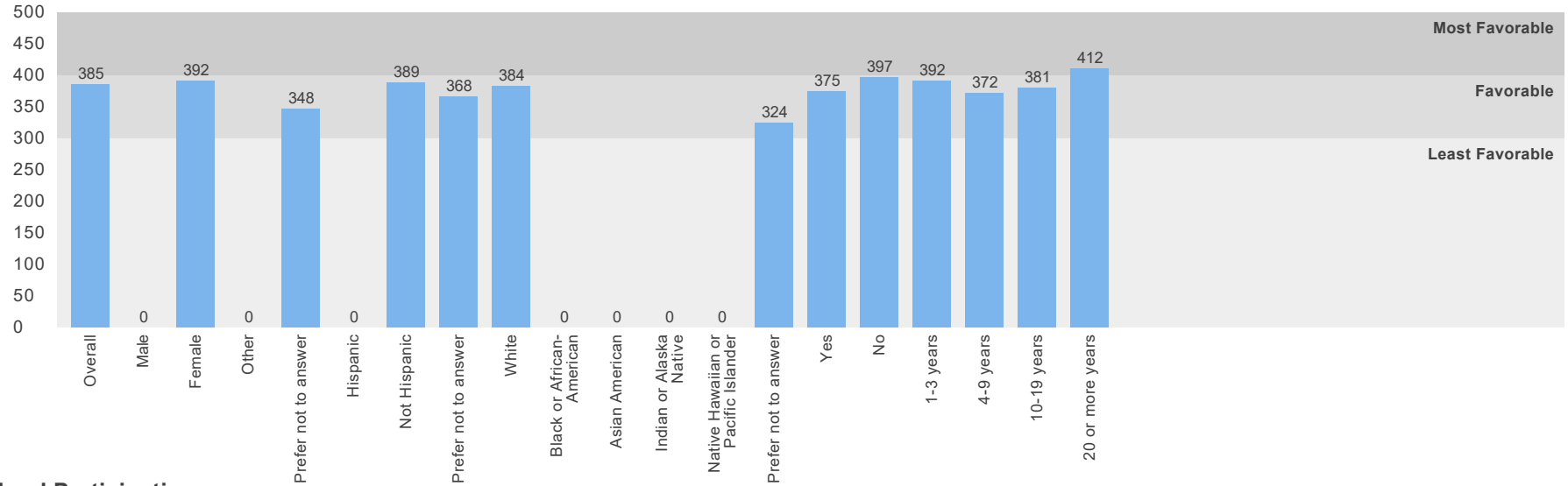


#### Cultural and Linguistic Competence

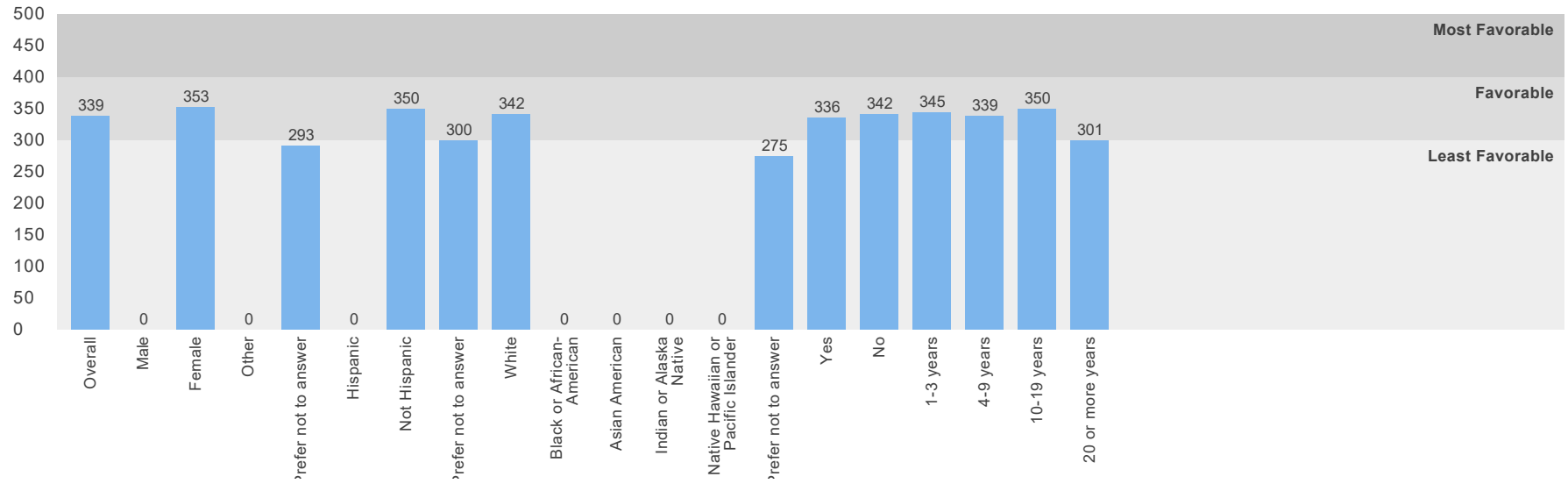




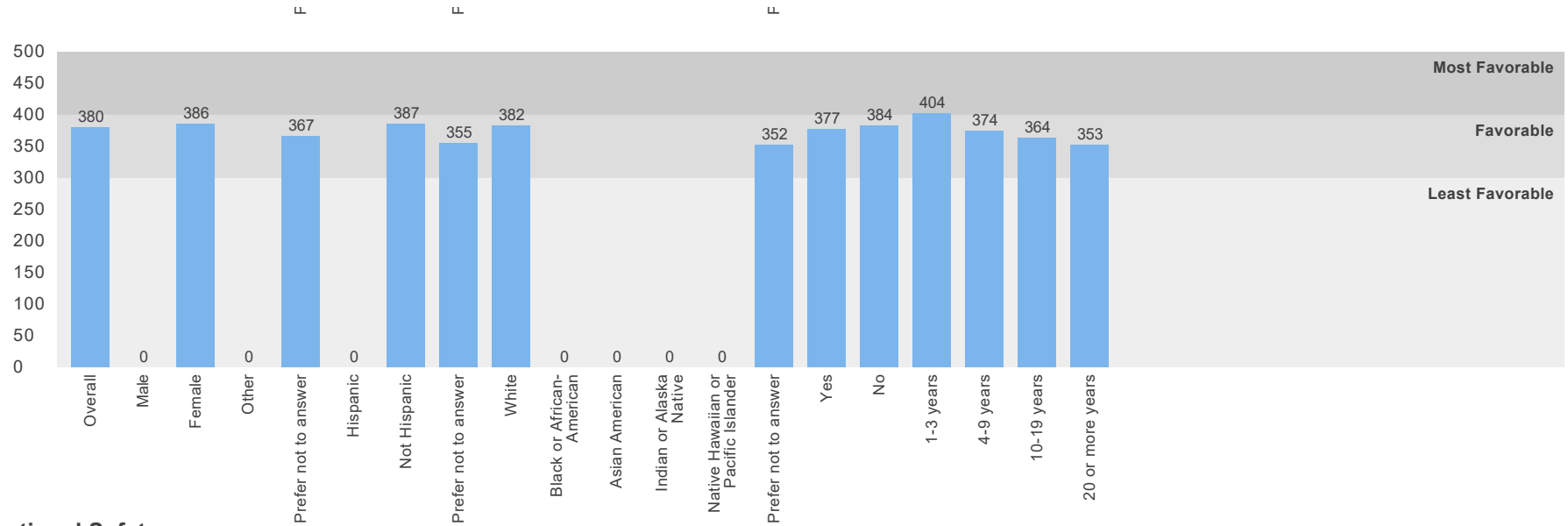
### Relationships



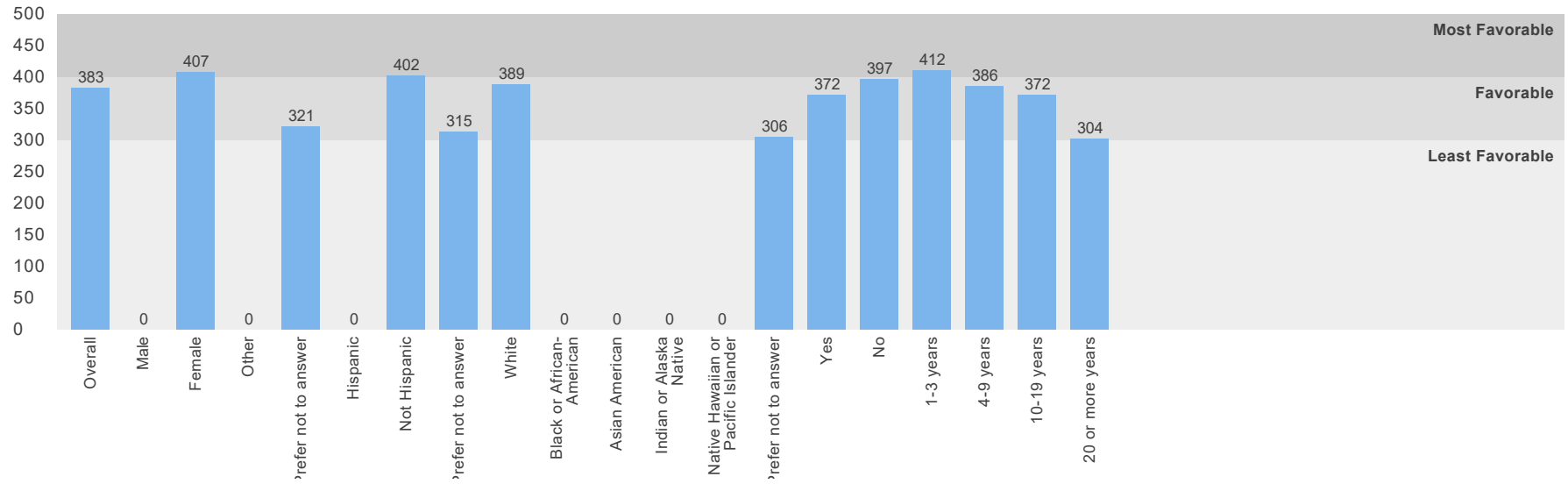
### School Participation



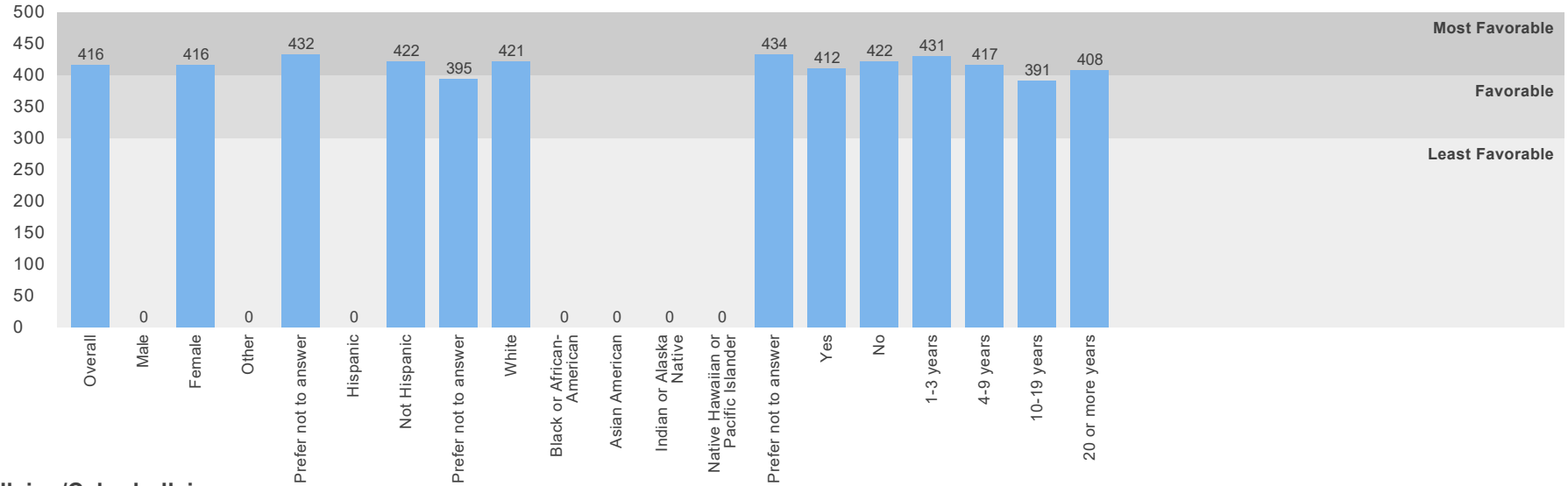
### Safety



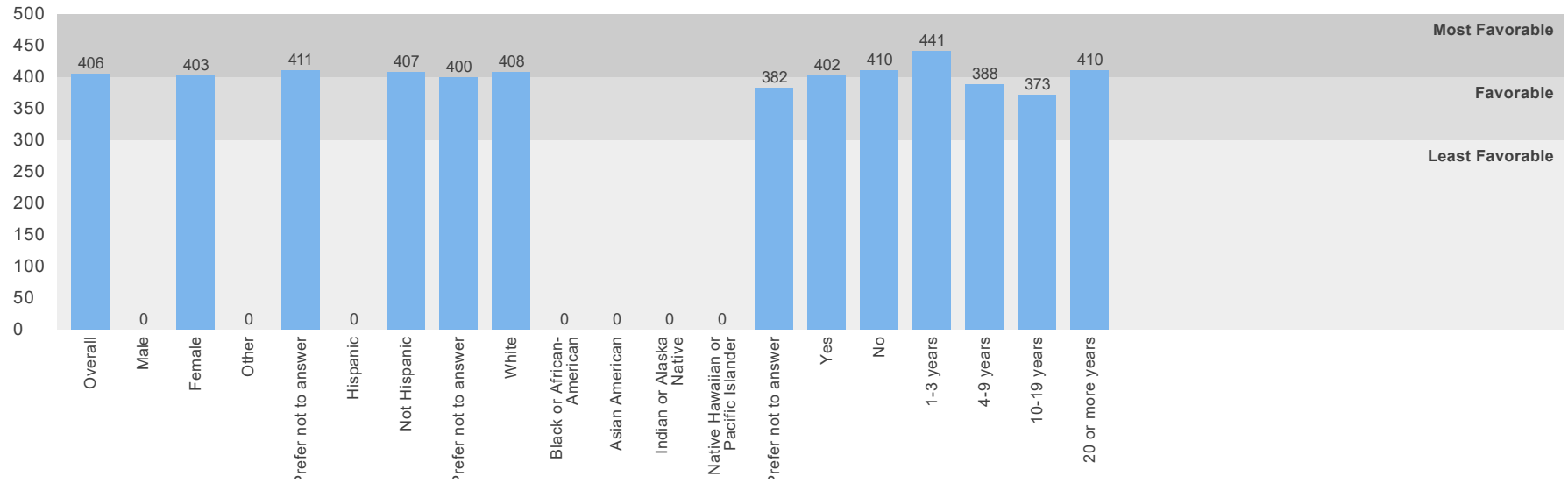
### Emotional Safety



### Physical Safety



### Bullying/Cyberbullying

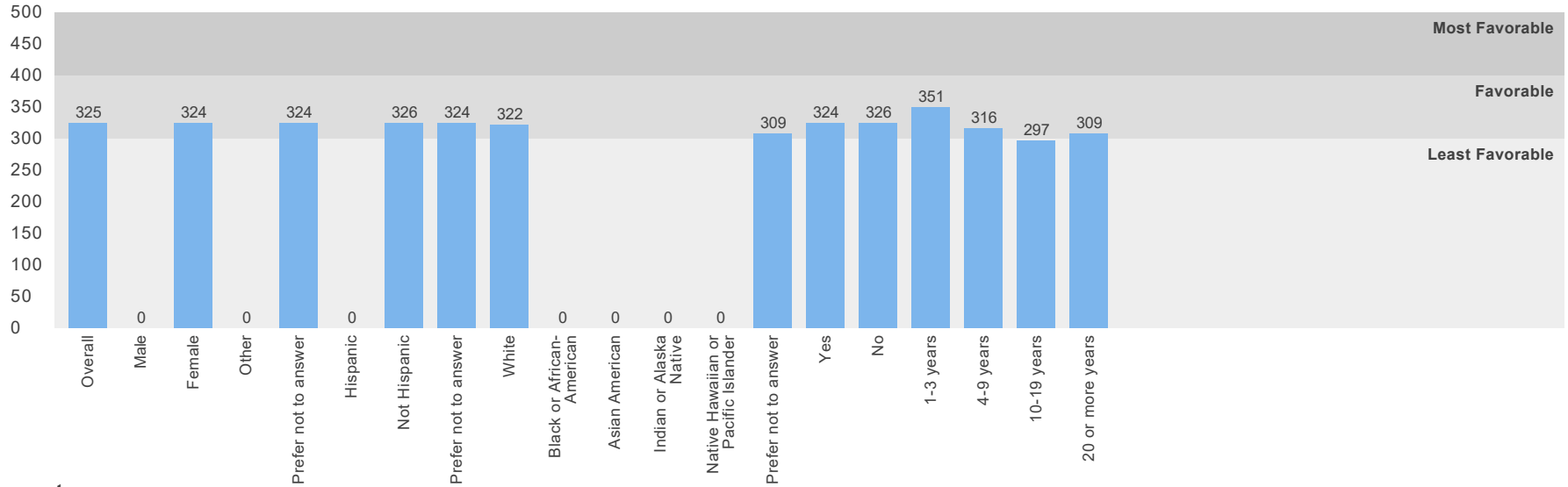


### Substance Abuse

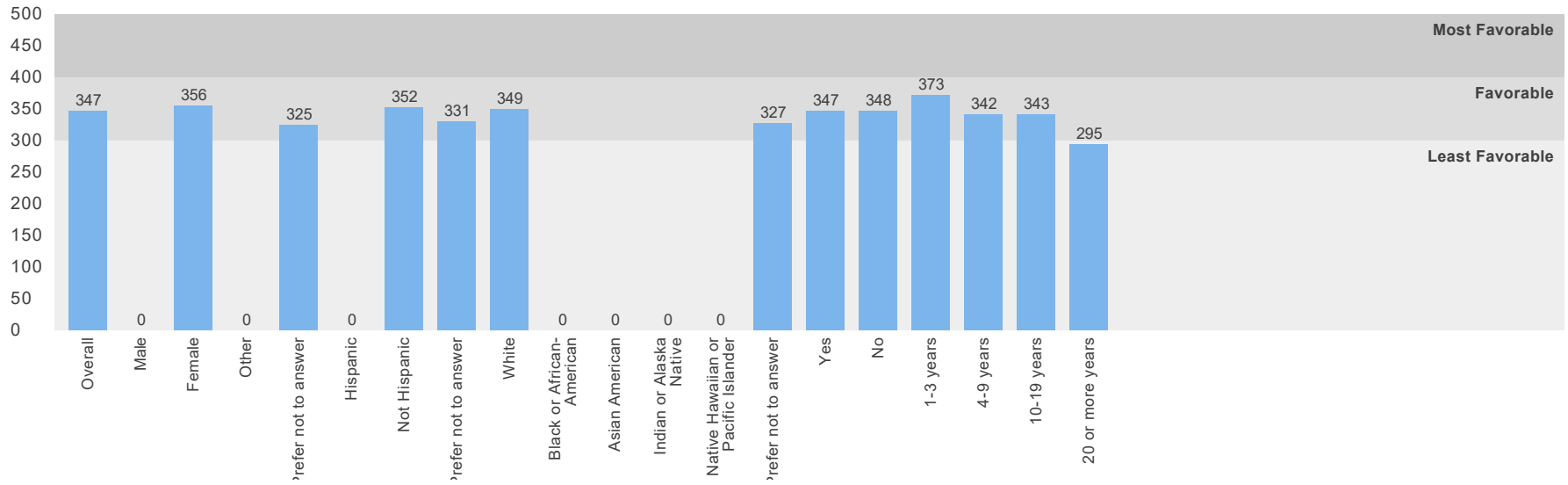
F

F

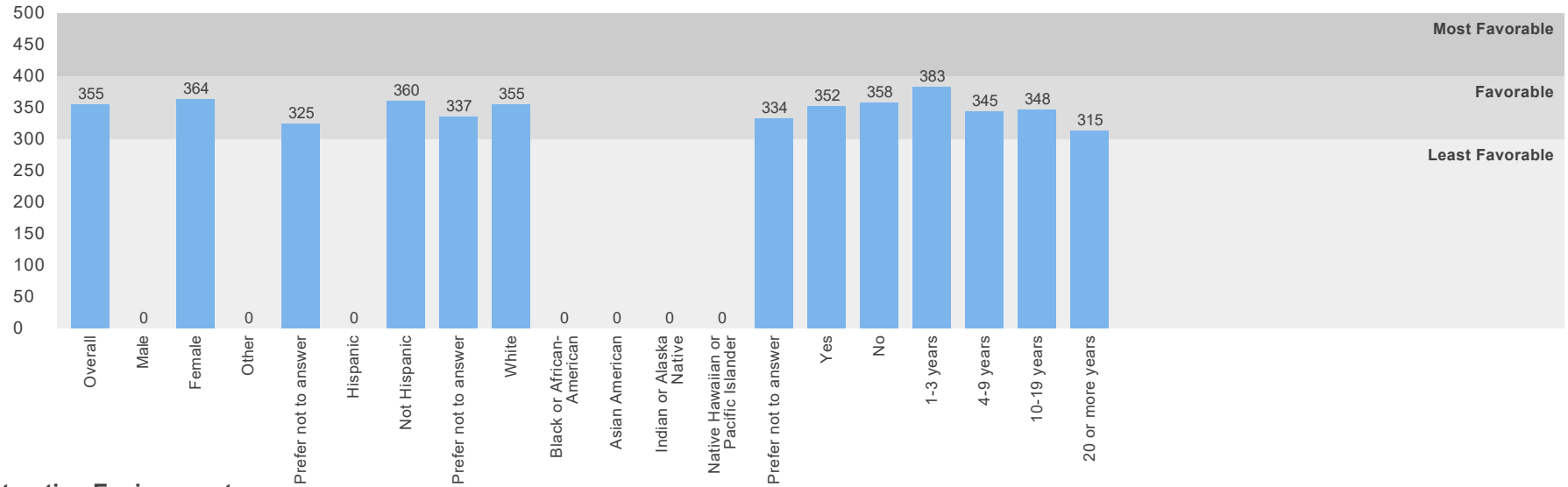
F



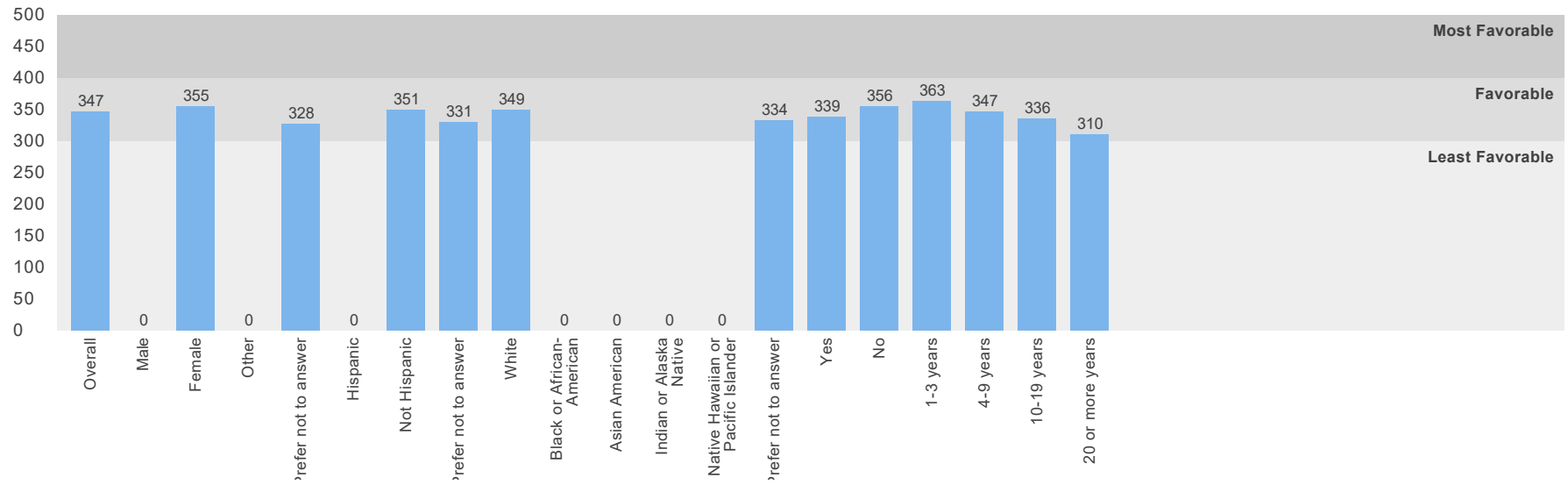
### Environment



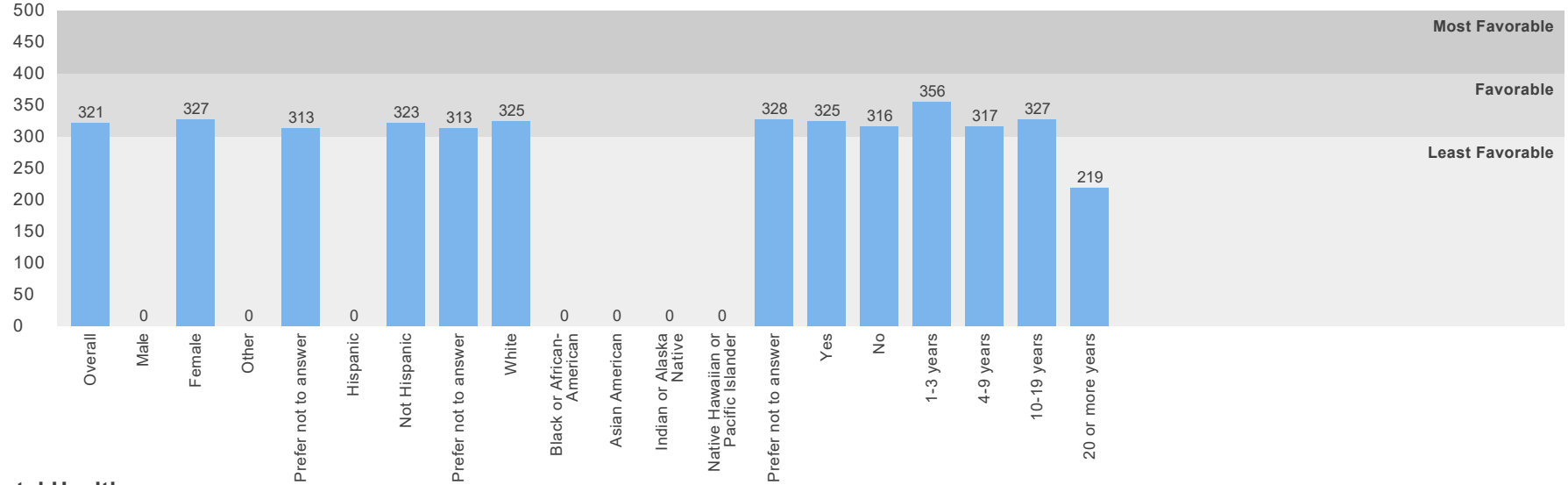
### Physical Environment



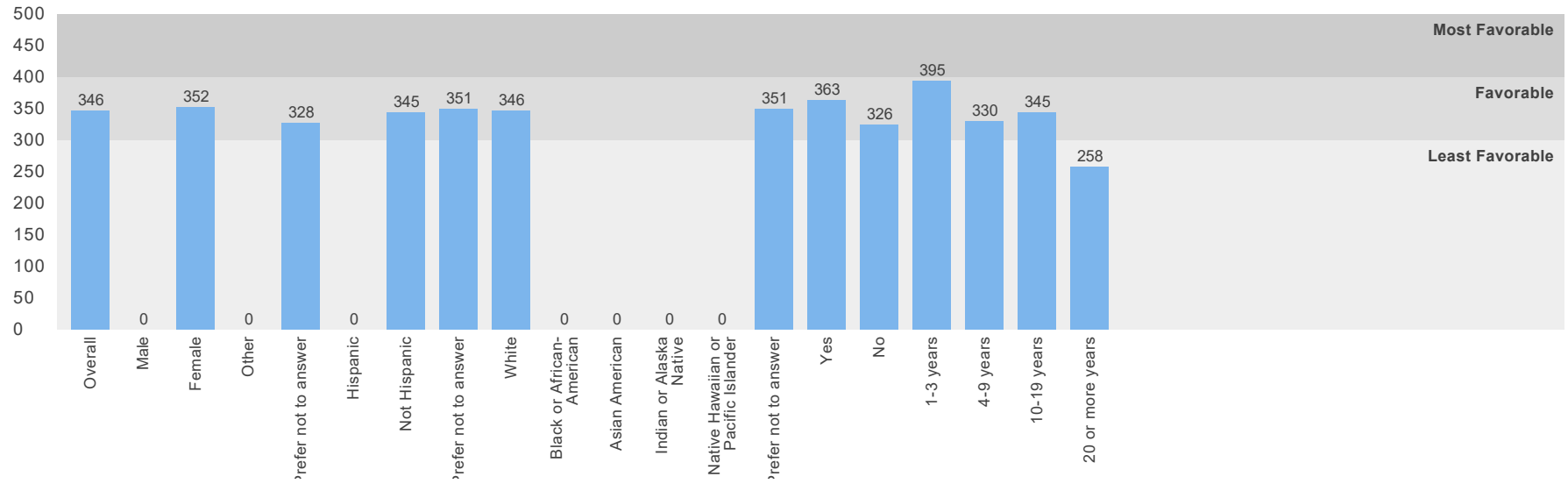
### Instruction Environment



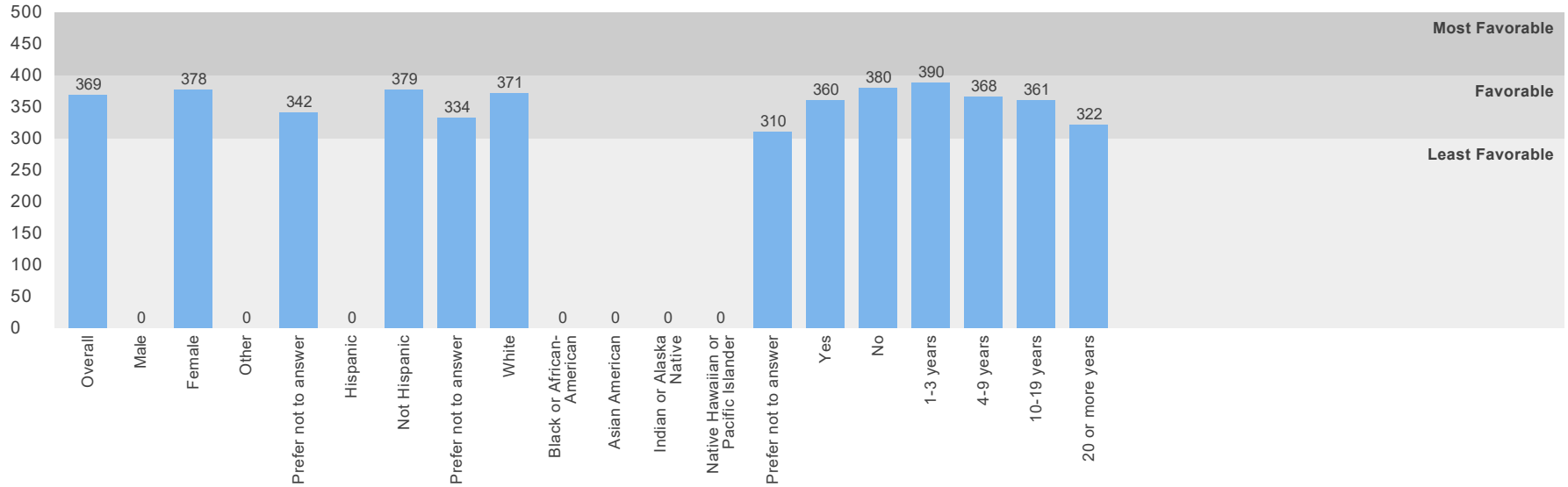
### Physical Health



### Mental Health



**Discipline**



**Number of Submissions: 18**

The top percentage is for this school, the bottom is for the district

	Male	Female	Other	Prefer not to answer
Are you male or female?	0% 24%	76% 68%	0% 0%	24% 8%

	Hispanic	Not Hispanic	Prefer not to answer
Are you of Hispanic or Latino origin?	0% 0%	78% 91%	22% 8%

	White	Black or African-American	Asian American	Indian or Alaska Native	Native Hawaiian or Pacific Islander	Prefer not to answer

What is your race?	94%	0%	0%	0%	0%	12%
	93%	0%	1%	0%	0%	7%

	Yes	No
Is your main assignment/responsibility at this school to provide instruction or other support services to any of these types of students - Special Education, English Language Learners, Gifted and Talented Education students, or Migrant Education?	56%	44%
	40%	60%

	1-3 years	4-9 years	10-19 years	20 or more years
How many years have you been working at this school?	33%	39%	17%	11%
	19%	27%	30%	24%

	Strongly Agree	Agree	Disagree	Strongly Disagree
At this school, all students are treated equally, regardless of whether their parents are rich or poor.	28%	61%	11%	0%
	39%	44%	16%	2%
This school encourages students to take challenging classes no matter their race, ethnicity, nationality, and/or cultural background (e.g., honor level courses, gifted courses, AP or IB courses).	28%	44%	28%	0%
	45%	47%	6%	1%
This school provides instructional materials (e.g., textbooks, handouts) that reflect students' cultural background, ethnicity and identity.	22%	67%	11%	0%
	19%	62%	19%	0%
This school emphasizes showing respect for all students' cultural beliefs and practices.	50%	50%	0%	0%
	50%	46%	3%	0%
This school provides effective resources and training for teaching students with Individualized Education Programs (IEPs) across different languages and cultures.	19%	38%	38%	6%
	19%	47%	31%	3%
This school provides effective supports for students needing alternative modes of communication (e.g., manual signs, communication boards, computer-based devices, picture exchange systems, Braille).	22%	72%	0%	6%
	36%	55%	8%	0%
Staff do a good job helping parents to support their children's learning at home.	50%	39%	11%	0%
	33%	62%	6%	0%
Staff do a good job helping parents understand when their child needs to learn social, emotional, and character skills.	47%	47%	6%	0%
	30%	61%	9%	0%



If a student has done something well or makes improvement, staff contact his/her parents.	22% 18%	72% 68%	6% 14%	0% 0%
This school asks families to volunteer at the school.	24% 21%	59% 49%	18% 28%	0% 2%
This school communicates with parents in a timely and ongoing basis.	39% 47%	61% 50%	0% 2%	0% 0%
My level of involvement in decision making at this school is fine with me.	22% 24%	67% 49%	0% 22%	11% 5%
Staff at this school have many informal opportunities to influence what happens within the school.	17% 20%	61% 52%	11% 24%	11% 3%
At this school, students are given the opportunity to take part in decision making.	6% 13%	44% 57%	50% 28%	0% 1%
Administrators involve staff in decision-making.	6% 16%	72% 51%	17% 26%	6% 7%
This school provides students with opportunities to take a lead role in organizing programs and activities.	11% 21%	44% 61%	39% 17%	6% 1%
Students are encouraged to get involved in extra-curricular activities.	22% 46%	78% 51%	0% 1%	0% 1%
I feel like I belong.	50% 41%	44% 50%	0% 8%	6% 1%
I feel satisfied with the recognition I get for doing a good job.	39% 28%	39% 47%	6% 17%	17% 8%
I feel comfortable discussing feelings, worries, and frustrations with my supervisor.	33% 40%	44% 39%	6% 13%	17% 8%
This school inspires me to do the very best at my job.	28% 36%	56% 48%	6% 14%	11% 2%
People at this school care about me as a person.	44% 36%	44% 54%	6% 8%	6% 2%
I can manage almost any student behavior problem.	28% 37%	67% 57%	6% 5%	0% 1%

I feel safe at this school.	47% 46%	53% 51%	0% 3%	0% 1%
The following types of problems occur at this school often: physical conflicts among students.	0% 0%	6% 9%	61% 57%	33% 34%
The following types of problems occur at this school often: robbery or theft.	0% 0%	6% 8%	39% 51%	56% 41%
The following types of problems occur at this school often: vandalism.	0% 1%	0% 22%	50% 51%	50% 26%
The following types of problems occur at this school often: student possession of weapons.	0% 0%	0% 1%	39% 43%	61% 55%
The following types of problems occur at this school often: sexual assault or dating violence.	0% 1%	0% 9%	39% 45%	61% 45%
The following types of problems occur at this school often: physical abuse of teachers.	0% 0%	0% 0%	50% 39%	50% 60%
The following types of problems occur at this school often: student verbal abuse of teachers.	0% 1%	6% 12%	61% 57%	33% 29%
I think that bullying is a frequent problem at this school.	0% 2%	17% 30%	67% 53%	17% 14%
I think that cyberbullying is a frequent problem among students at this school.	0% 9%	19% 42%	63% 36%	19% 14%
Students at this school would feel comfortable reporting a bullying incident to a teacher or other staff.	0% 10%	100% 73%	0% 17%	0% 0%
Staff at this school always stop bullying when they see it.	33% 23%	67% 60%	0% 16%	0% 1%
Staff at this school are teased or picked on about their race or ethnicity.	0% 0%	6% 5%	28% 44%	67% 50%
Staff at this school are teased or picked on about their cultural background or religion.	0% 0%	6% 6%	28% 43%	67% 50%
Staff at this school are teased or picked on about their physical or mental disability.	0% 0%	6% 3%	33% 45%	61% 52%

Staff at this school are teased or picked on about their sexuality.	0% 0%	6% 4%	28% 44%	67% 51%
---	----------	----------	------------	------------

	<b>Not a Problem</b>	<b>Small Problem</b>	<b>Somewhat a Problem</b>	<b>Large Problem</b>
At this school, how much of a problem is student drug use?	100% 50%	0% 23%	0% 21%	0% 6%
At this school, how much of a problem is student use of electronic cigarettes?	100% 49%	0% 20%	0% 23%	0% 8%
At this school, how much of a problem is student use of tobacco (e.g., cigarettes, chew, cigars)?	100% 65%	0% 22%	0% 12%	0% 1%
At this school, how much of a problem is student alcohol use?	100% 53%	0% 20%	0% 20%	0% 7%

	<b>Strongly Agree</b>	<b>Agree</b>	<b>Disagree</b>	<b>Strongly Disagree</b>
This school collaborates well with community organizations to help address youth substance use problems.	6% 13%	50% 63%	44% 20%	0% 4%
This school has adequate resources to address substance use prevention.	6% 11%	59% 68%	35% 18%	0% 3%
This school provides effective confidential support and referral services for students needing help because of substance abuse (e.g., a Student Assistance Program).	6% 17%	65% 67%	29% 14%	0% 2%
This school has programs that address substance use among students.	6% 12%	56% 62%	38% 24%	0% 2%
I know what to do if there is an emergency, natural disaster (tornado, flood) or a dangerous situation (e.g., violent person on campus) during the school day.	22% 35%	78% 62%	0% 2%	0% 1%
This school has a written plan that describes procedures to be performed in shootings.	19% 38%	69% 55%	13% 5%	0% 1%
This school has a written plan that clearly describes procedures to be performed in natural disasters (e.g., earthquakes or tornadoes).	18% 37%	76% 53%	6% 8%	0% 1%
This school or school district provides effective training in safety procedures to staff (e.g., lockdown training or fire drills).	17% 46%	61% 47%	22% 6%	0% 1%

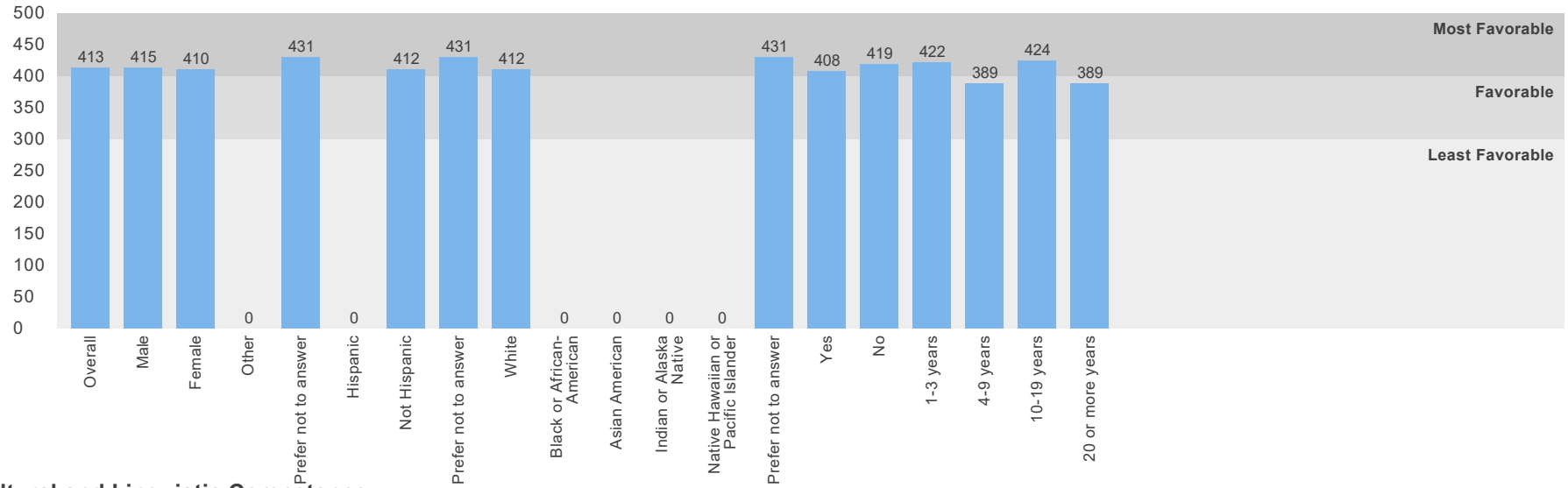
This school looks clean and pleasant.	17% 40%	72% 50%	0% 8%	11% 2%
This school is an inviting work environment.	17% 39%	61% 54%	6% 5%	17% 2%
My teaching is hindered by poor heating, cooling, and/or lighting systems at this school.	6% 8%	22% 20%	67% 53%	6% 18%
My teaching is hindered by a lack of instructional space (e.g., classrooms) at this school.	0% 2%	17% 8%	72% 55%	11% 34%
My teaching is hindered by a lack of textbooks and basic supplies at this school.	0% 0%	0% 4%	83% 59%	17% 36%
My teaching is hindered by inadequate or outdated equipment or facilities at this school.	0% 0%	6% 6%	78% 59%	17% 36%
The students in my class(es) come to class prepared with the appropriate supplies and books.	11% 16%	83% 73%	6% 9%	0% 1%
Once we start a new program at this school, we follow up to make sure that it's working.	6% 6%	61% 50%	28% 38%	6% 7%
The programs and resources at this school are adequate to support students' learning.	6% 17%	61% 70%	28% 12%	6% 1%
Teachers at this school feel responsible to help each other do their best.	11% 28%	83% 60%	6% 10%	0% 1%
Teachers at this school feel that it is a part of their job to prepare students to succeed in college.	11% 37%	72% 57%	11% 6%	6% 1%
The programs and resources at this school are adequate to support students with special needs or disabilities.	11% 25%	72% 60%	17% 15%	0% 2%
This school provides the materials, resources, and training necessary for me to support students' physical health and nutrition.	6% 14%	61% 57%	28% 26%	6% 2%
This school places a priority on making healthy food choices.	0% 12%	39% 57%	50% 27%	11% 3%
This school places a priority on students' health needs.	6% 20%	78% 64%	11% 14%	6% 2%

This school places a priority on students' physical activity.	12% 20%	71% 62%	12% 15%	6% 3%
This school provides quality counseling or other services to help students with social or emotional needs.	17% 35%	72% 54%	6% 10%	6% 0%
This school provides the materials, resources, and training necessary for me to support students' social or emotional needs.	6% 22%	72% 54%	11% 20%	11% 4%
This school places a priority on addressing students' mental health needs.	11% 33%	67% 54%	11% 10%	11% 2%
This school places a priority on teaching students strategies to manage their stress levels.	11% 25%	83% 53%	0% 20%	6% 2%
This school places a priority on helping students with their social, emotional, and behavioral problems.	22% 29%	61% 56%	11% 12%	6% 2%
Staff at this school are clearly informed about school policies and procedures.	13% 29%	81% 57%	0% 13%	6% 2%
Staff at this school recognize students for positive behavior.	39% 43%	56% 55%	6% 2%	0% 0%
School rules are applied equally to all students.	11% 28%	67% 47%	17% 20%	6% 5%
Discipline is fair.	12% 25%	76% 55%	12% 15%	0% 4%
This school effectively handles student discipline and behavior problems.	17% 23%	67% 56%	11% 17%	6% 4%
Staff at this school work together to ensure an orderly environment.	28% 36%	61% 57%	11% 6%	0% 1%

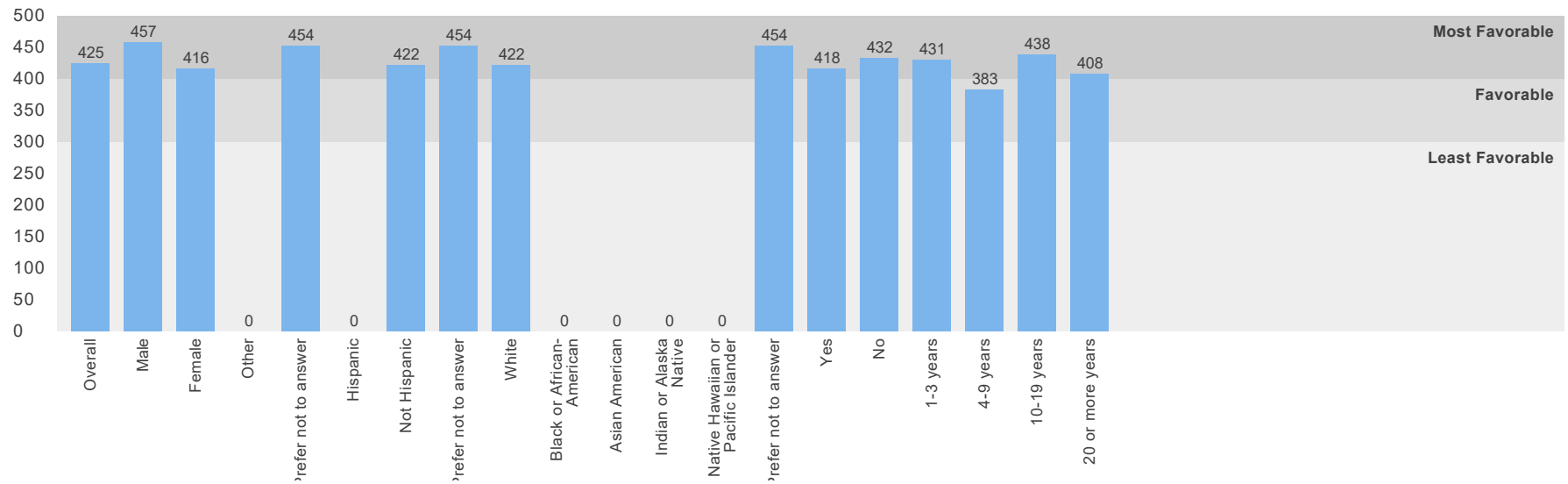
## HAMAGRAEL ES

### Scale Scores by Demographic

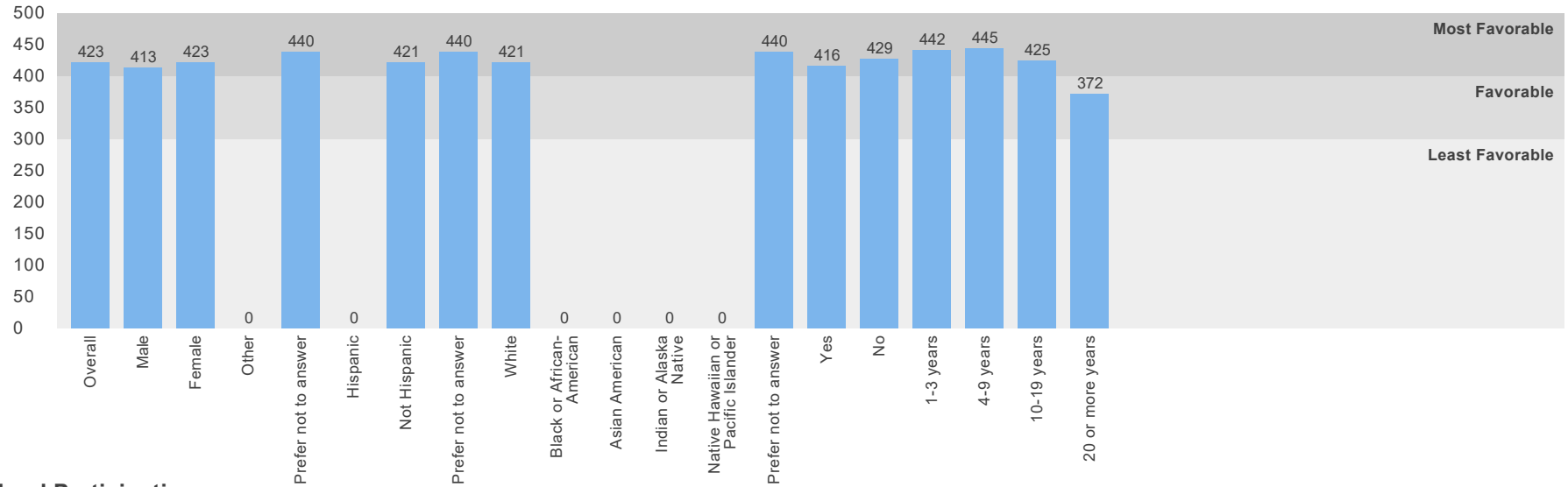
#### Engagement



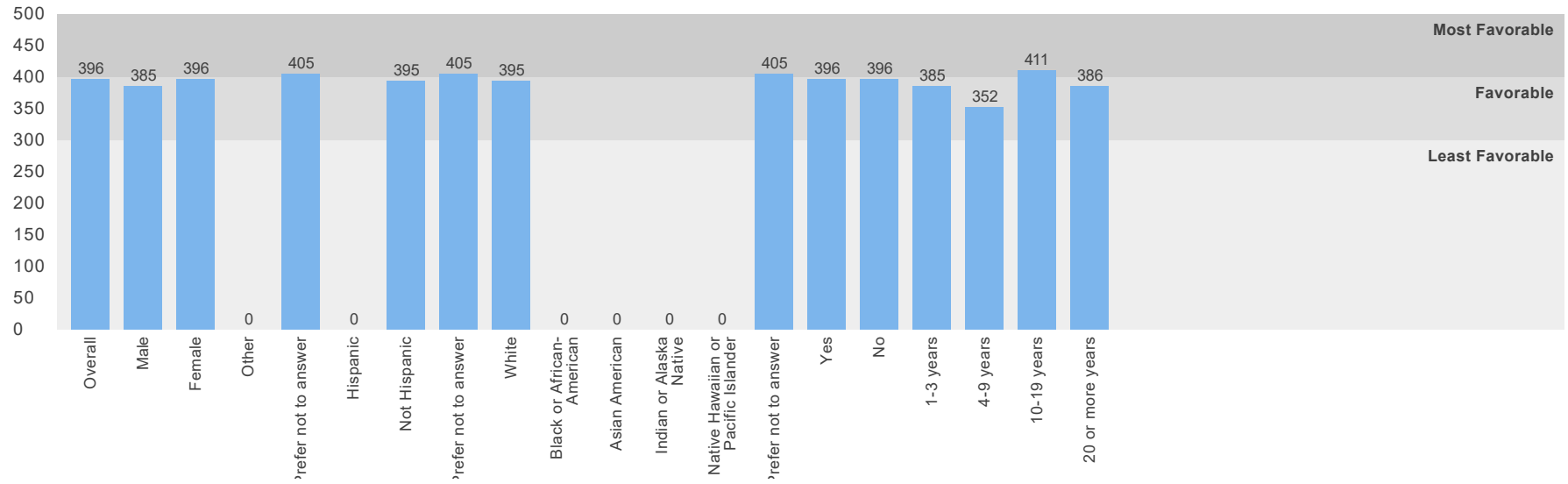
#### Cultural and Linguistic Competence



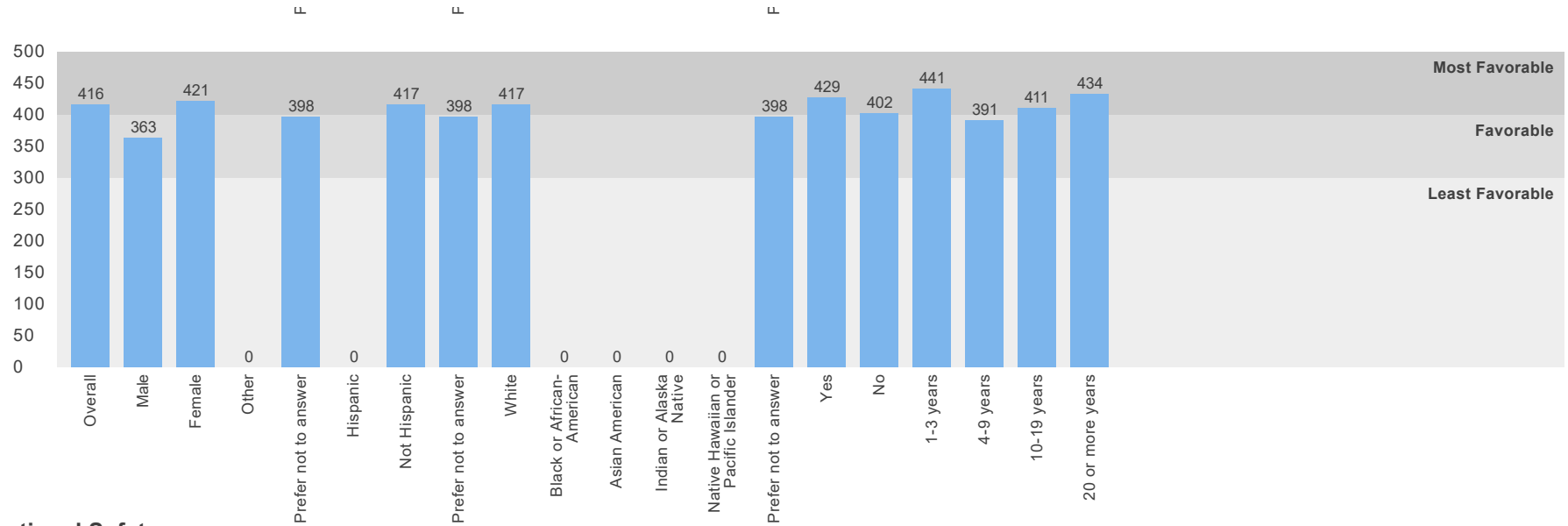
### Relationships



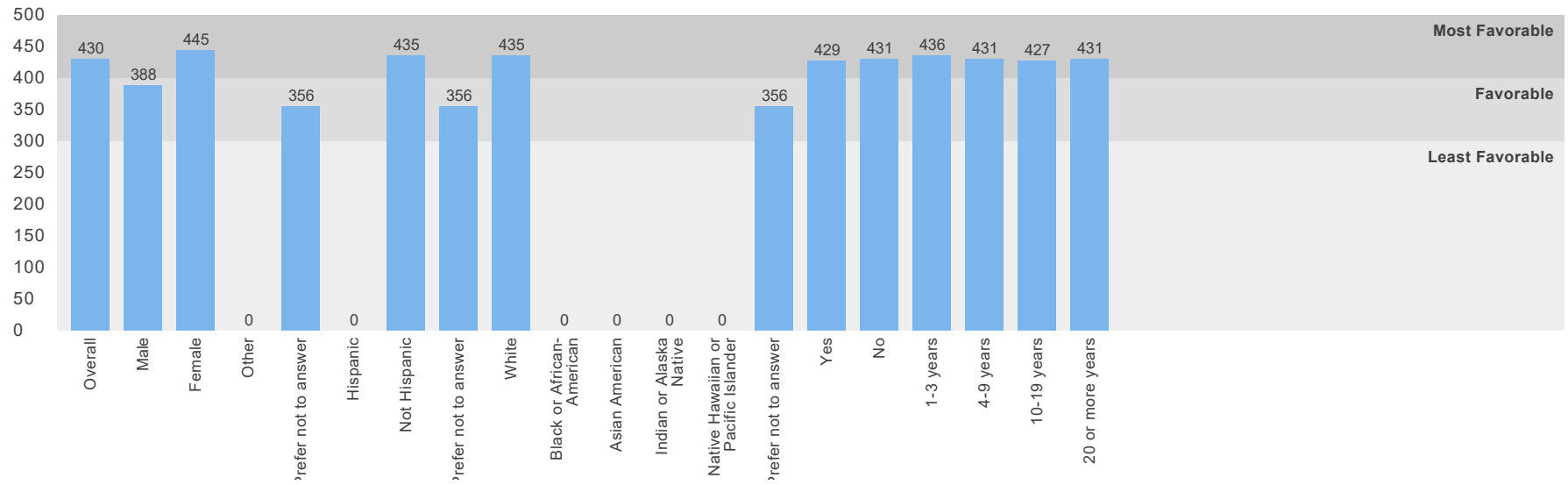
### School Participation



### Safety

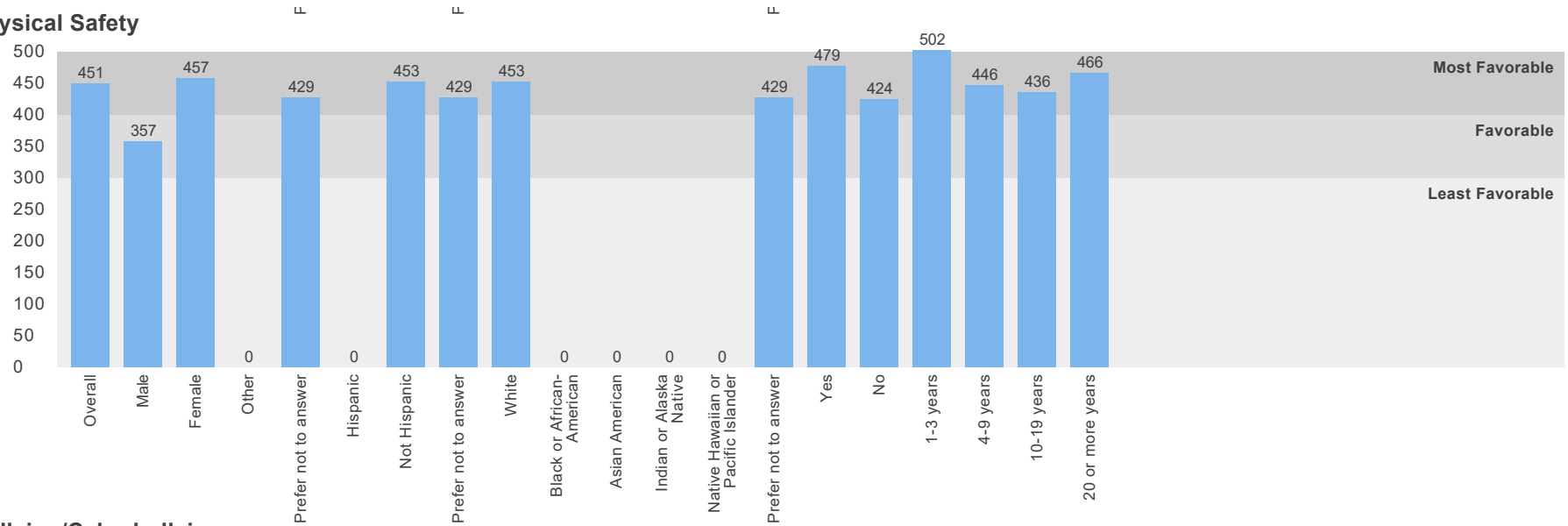


### Emotional Safety

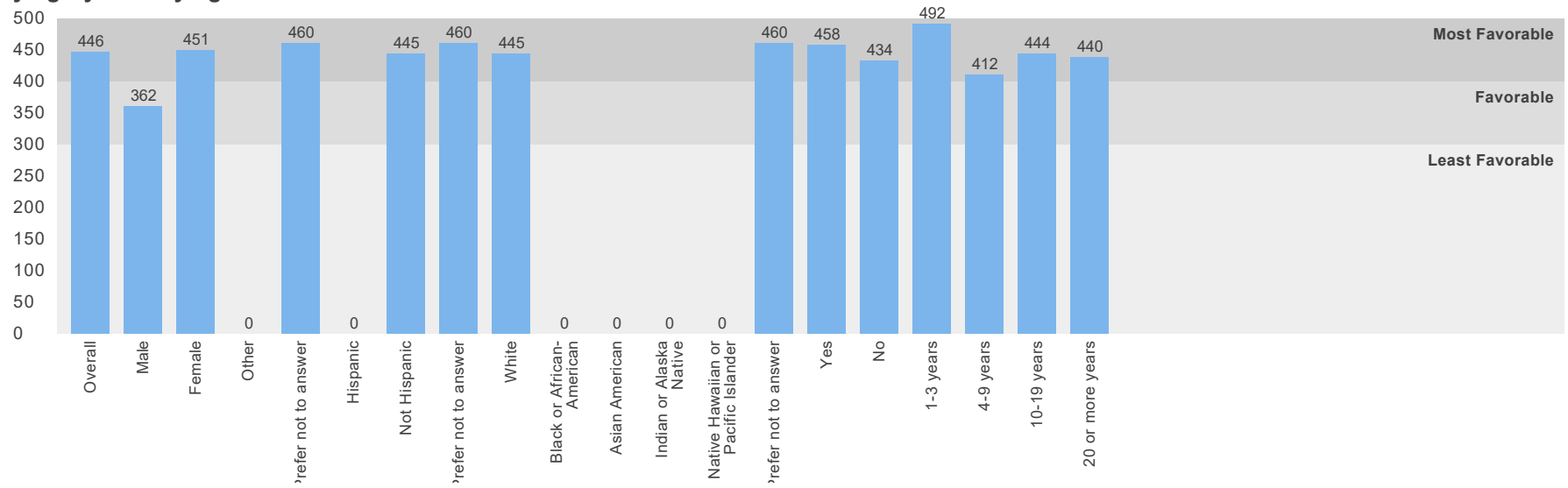




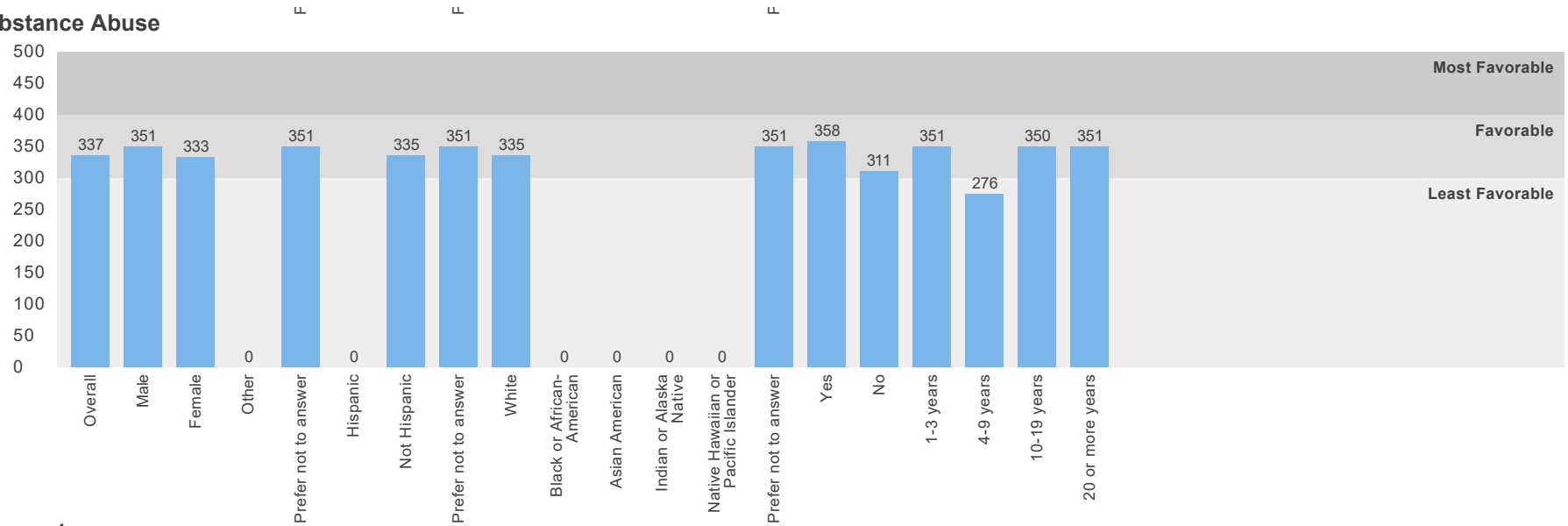
### Physical Safety



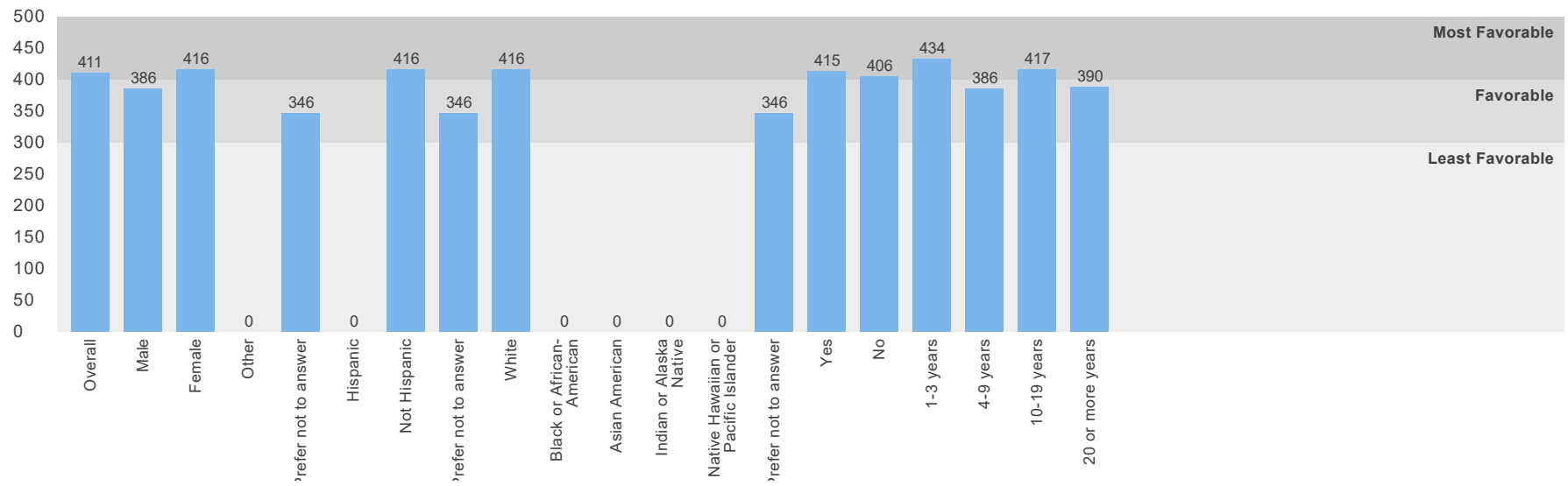
### Bullying/Cyberbullying



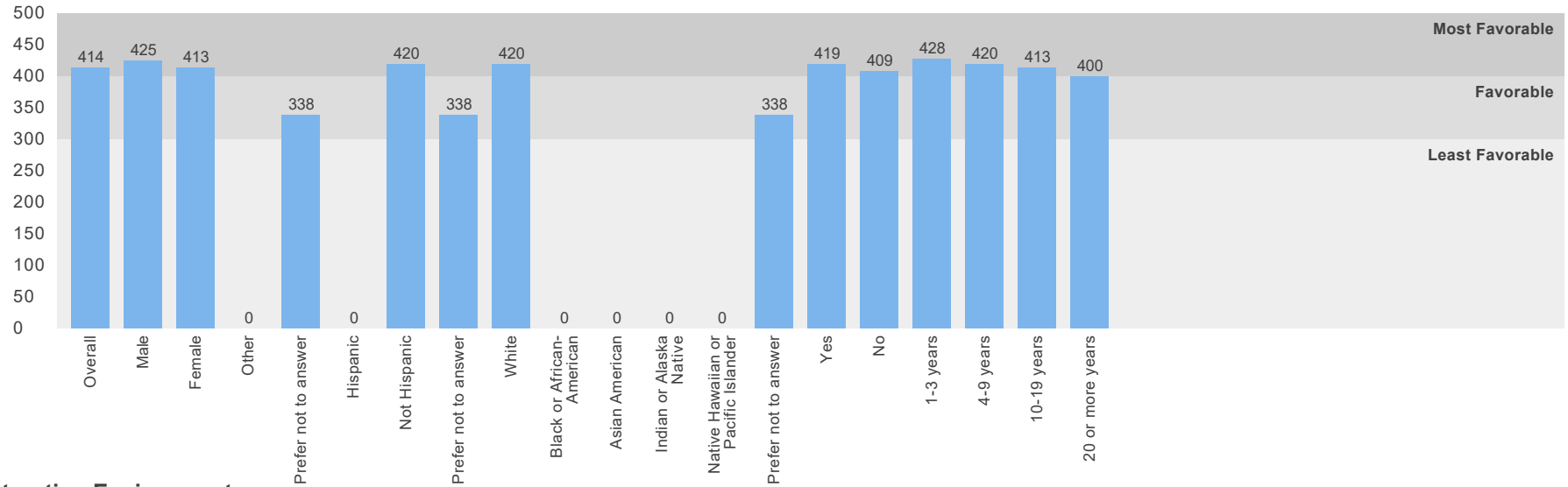
### Substance Abuse



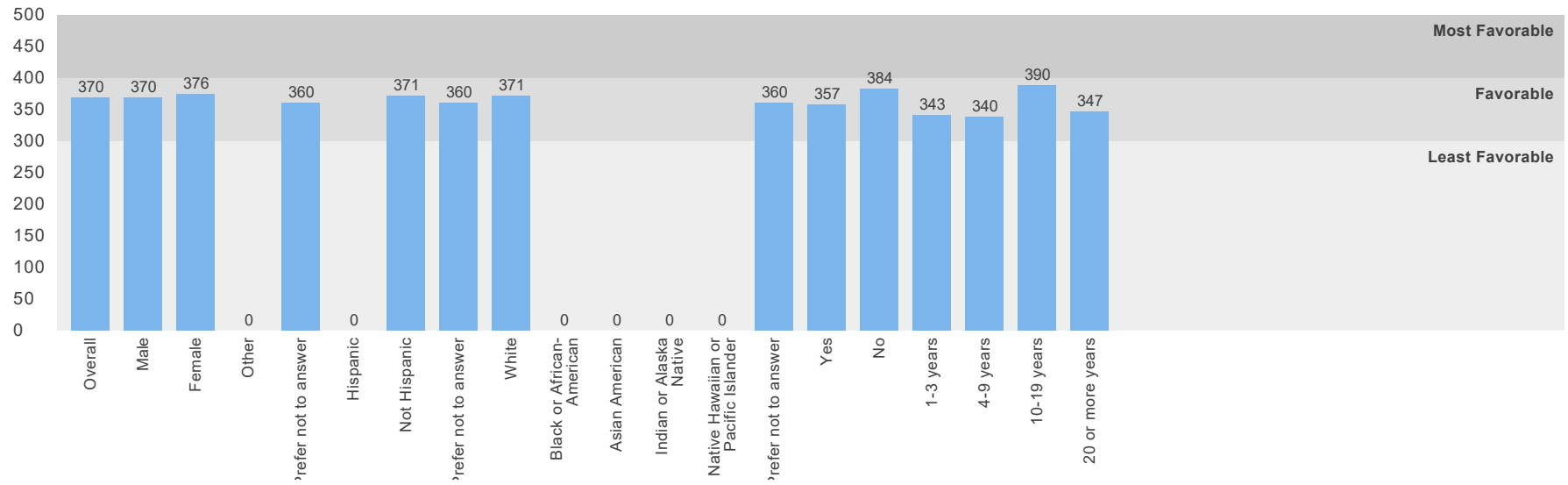
### Environment



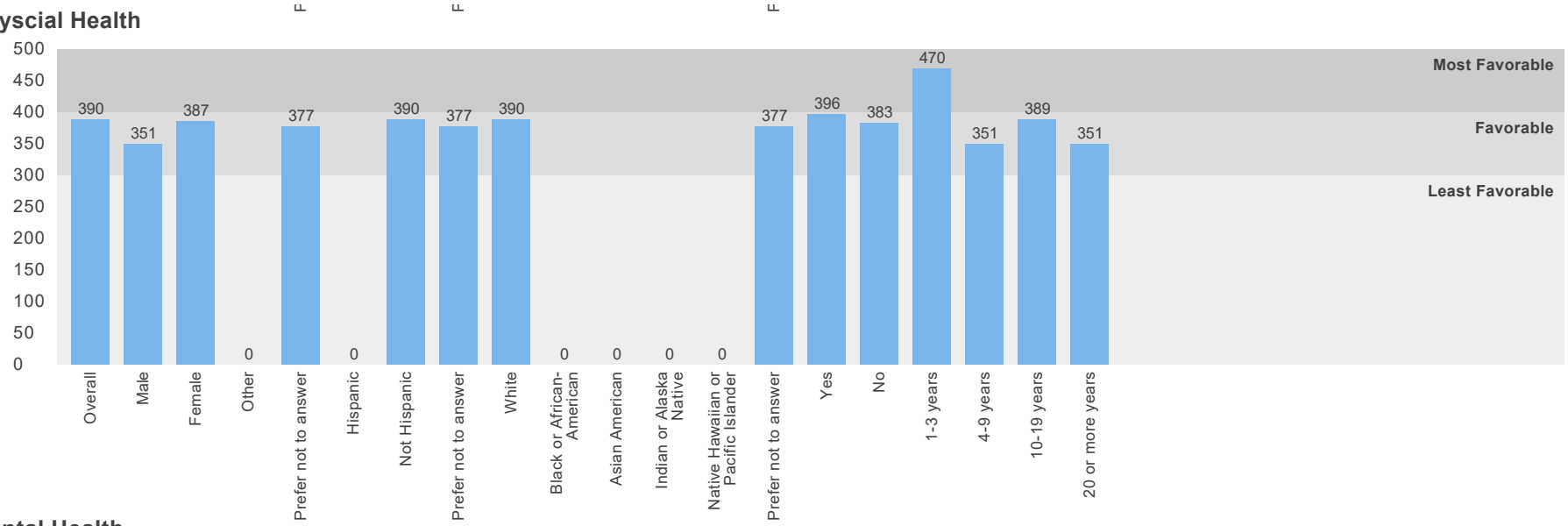
### Physical Environment



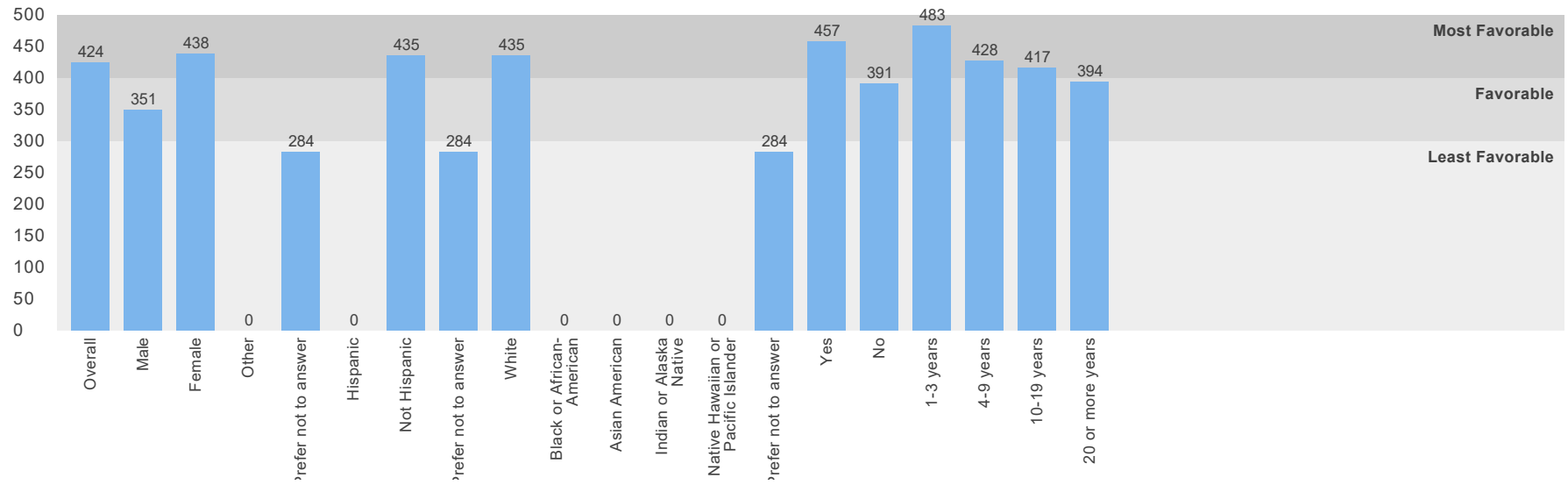
### Instruction Environment



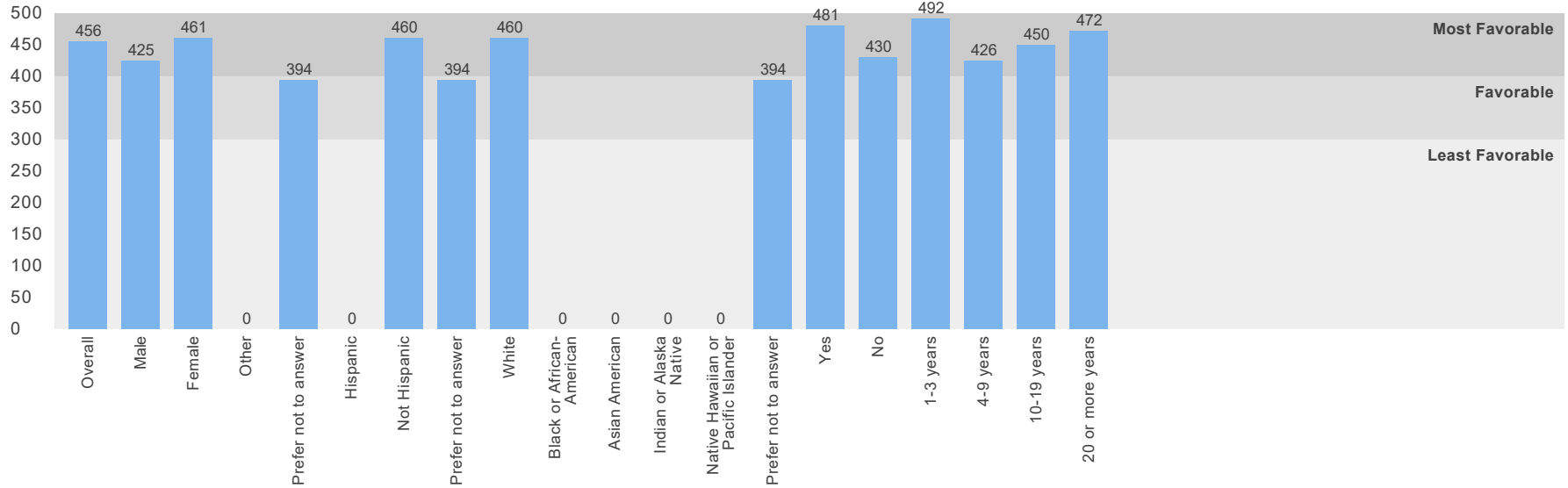
### Physical Health



### Mental Health



**Discipline**



**Number of Submissions: 14**

The top percentage is for this school, the bottom is for the district

	Male	Female	Other	Prefer not to answer
Are you male or female?	8%	85%	0%	8%
	24%	68%	0%	8%

	Hispanic	Not Hispanic	Prefer not to answer
Are you of Hispanic or Latino origin?	0%	93%	7%
	0%	91%	8%

	White	Black or African-American	Asian American	Indian or Alaska Native	Native Hawaiian or Pacific Islander	Prefer not to answer

What is your race?	93%	0%	0%	0%	0%	7%
	93%	0%	1%	0%	0%	7%

	Yes	No
Is your main assignment/responsibility at this school to provide instruction or other support services to any of these types of students - Special Education, English Language Learners, Gifted and Talented Education students, or Migrant Education?	50%	50%
	40%	60%

	1-3 years	4-9 years	10-19 years	20 or more years
How many years have you been working at this school?	14%	14%	57%	14%
	19%	27%	30%	24%

	Strongly Agree	Agree	Disagree	Strongly Disagree
At this school, all students are treated equally, regardless of whether their parents are rich or poor.	86%	14%	0%	0%
	39%	44%	16%	2%
This school encourages students to take challenging classes no matter their race, ethnicity, nationality, and/or cultural background (e.g., honor level courses, gifted courses, AP or IB courses).	67%	33%	0%	0%
	45%	47%	6%	1%
This school provides instructional materials (e.g., textbooks, handouts) that reflect students' cultural background, ethnicity and identity.	36%	64%	0%	0%
	19%	62%	19%	0%
This school emphasizes showing respect for all students' cultural beliefs and practices.	93%	7%	0%	0%
	50%	46%	3%	0%
This school provides effective resources and training for teaching students with Individualized Education Programs (IEPs) across different languages and cultures.	14%	86%	0%	0%
	19%	47%	31%	3%
This school provides effective supports for students needing alternative modes of communication (e.g., manual signs, communication boards, computer-based devices, picture exchange systems, Braille).	62%	38%	0%	0%
	36%	55%	8%	0%
Staff do a good job helping parents to support their children's learning at home.	57%	43%	0%	0%
	33%	62%	6%	0%
Staff do a good job helping parents understand when their child needs to learn social, emotional, and character skills.	62%	38%	0%	0%
	30%	61%	9%	0%

If a student has done something well or makes improvement, staff contact his/her parents.	36% 18%	64% 68%	0% 14%	0% 0%
This school asks families to volunteer at the school.	57% 21%	43% 49%	0% 28%	0% 2%
This school communicates with parents in a timely and ongoing basis.	100% 47%	0% 50%	0% 2%	0% 0%
My level of involvement in decision making at this school is fine with me.	64% 24%	36% 49%	0% 22%	0% 5%
Staff at this school have many informal opportunities to influence what happens within the school.	62% 20%	38% 52%	0% 24%	0% 3%
At this school, students are given the opportunity to take part in decision making.	15% 13%	77% 57%	8% 28%	0% 1%
Administrators involve staff in decision-making.	54% 16%	46% 51%	0% 26%	0% 7%
This school provides students with opportunities to take a lead role in organizing programs and activities.	9% 21%	82% 61%	9% 17%	0% 1%
Students are encouraged to get involved in extra-curricular activities.	50% 46%	50% 51%	0% 1%	0% 1%
I feel like I belong.	57% 41%	43% 50%	0% 8%	0% 1%
I feel satisfied with the recognition I get for doing a good job.	64% 28%	36% 47%	0% 17%	0% 8%
I feel comfortable discussing feelings, worries, and frustrations with my supervisor.	79% 40%	21% 39%	0% 13%	0% 8%
This school inspires me to do the very best at my job.	64% 36%	36% 48%	0% 14%	0% 2%
People at this school care about me as a person.	50% 36%	50% 54%	0% 8%	0% 2%
I can manage almost any student behavior problem.	43% 37%	50% 57%	7% 5%	0% 1%

I feel safe at this school.	57% 46%	43% 51%	0% 3%	0% 1%
The following types of problems occur at this school often: physical conflicts among students.	0% 0%	0% 9%	43% 57%	57% 34%
The following types of problems occur at this school often: robbery or theft.	0% 0%	0% 8%	21% 51%	79% 41%
The following types of problems occur at this school often: vandalism.	0% 1%	0% 22%	43% 51%	57% 26%
The following types of problems occur at this school often: student possession of weapons.	0% 0%	0% 1%	14% 43%	86% 55%
The following types of problems occur at this school often: sexual assault or dating violence.	0% 1%	0% 9%	14% 45%	86% 45%
The following types of problems occur at this school often: physical abuse of teachers.	0% 0%	0% 0%	15% 39%	85% 60%
The following types of problems occur at this school often: student verbal abuse of teachers.	0% 1%	7% 12%	29% 57%	64% 29%
I think that bullying is a frequent problem at this school.	0% 2%	0% 30%	57% 53%	43% 14%
I think that cyberbullying is a frequent problem among students at this school.	0% 9%	0% 42%	46% 36%	54% 14%
Students at this school would feel comfortable reporting a bullying incident to a teacher or other staff.	36% 10%	64% 73%	0% 17%	0% 0%
Staff at this school always stop bullying when they see it.	50% 23%	43% 60%	7% 16%	0% 1%
Staff at this school are teased or picked on about their race or ethnicity.	0% 0%	0% 5%	36% 44%	64% 50%
Staff at this school are teased or picked on about their cultural background or religion.	0% 0%	0% 6%	36% 43%	64% 50%
Staff at this school are teased or picked on about their physical or mental disability.	0% 0%	0% 3%	15% 45%	85% 52%



Staff at this school are teased or picked on about their sexuality.	0% 0%	0% 4%	21% 44%	79% 51%
---	----------	----------	------------	------------

	<b>Not a Problem</b>	<b>Small Problem</b>	<b>Somewhat a Problem</b>	<b>Large Problem</b>
At this school, how much of a problem is student drug use?	100% 50%	0% 23%	0% 21%	0% 6%
At this school, how much of a problem is student use of electronic cigarettes?	93% 49%	7% 20%	0% 23%	0% 8%
At this school, how much of a problem is student use of tobacco (e.g., cigarettes, chew, cigars)?	100% 65%	0% 22%	0% 12%	0% 1%
At this school, how much of a problem is student alcohol use?	100% 53%	0% 20%	0% 20%	0% 7%

	<b>Strongly Agree</b>	<b>Agree</b>	<b>Disagree</b>	<b>Strongly Disagree</b>
This school collaborates well with community organizations to help address youth substance use problems.	27% 13%	45% 63%	18% 20%	9% 4%
This school has adequate resources to address substance use prevention.	9% 11%	55% 68%	27% 18%	9% 3%
This school provides effective confidential support and referral services for students needing help because of substance abuse (e.g., a Student Assistance Program).	18% 17%	64% 67%	18% 14%	0% 2%
This school has programs that address substance use among students.	9% 12%	55% 62%	27% 24%	9% 2%
I know what to do if there is an emergency, natural disaster (tornado, flood) or a dangerous situation (e.g., violent person on campus) during the school day.	36% 35%	64% 62%	0% 2%	0% 1%
This school has a written plan that describes procedures to be performed in shootings.	46% 38%	54% 55%	0% 5%	0% 1%
This school has a written plan that clearly describes procedures to be performed in natural disasters (e.g., earthquakes or tornadoes).	57% 37%	43% 53%	0% 8%	0% 1%
This school or school district provides effective training in safety procedures to staff (e.g., lockdown training or fire drills).	57% 46%	29% 47%	14% 6%	0% 1%

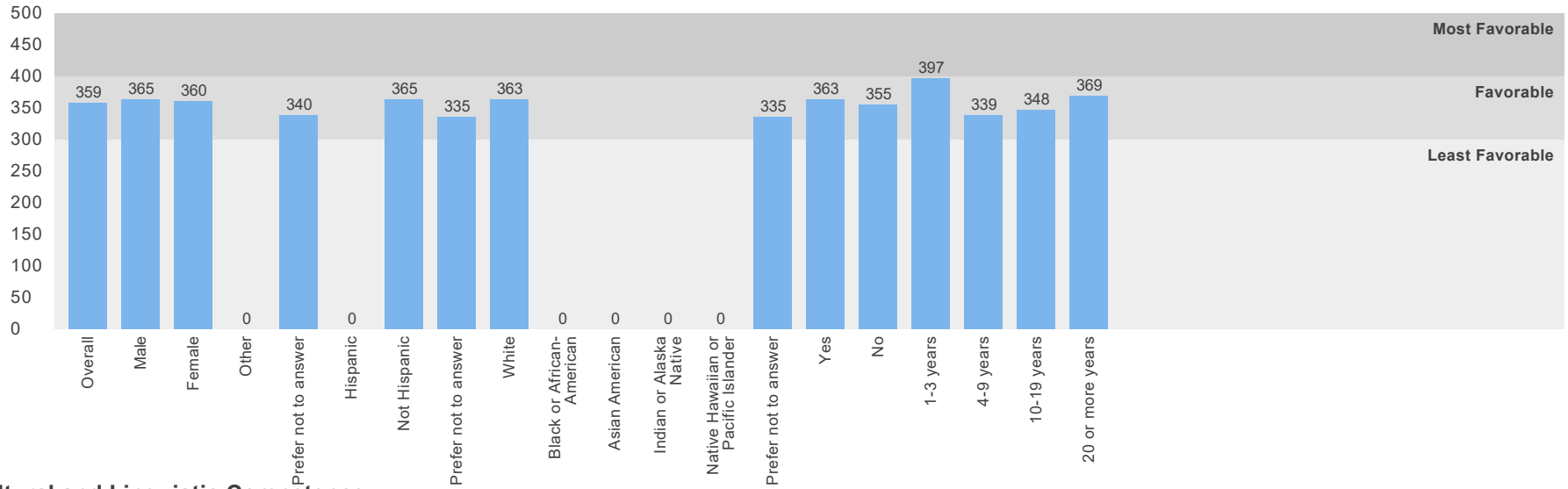
This school looks clean and pleasant.	71% 40%	29% 50%	0% 8%	0% 2%
This school is an inviting work environment.	86% 39%	14% 54%	0% 5%	0% 2%
My teaching is hindered by poor heating, cooling, and/or lighting systems at this school.	7% 8%	14% 20%	43% 53%	36% 18%
My teaching is hindered by a lack of instructional space (e.g., classrooms) at this school.	0% 2%	8% 8%	38% 55%	54% 34%
My teaching is hindered by a lack of textbooks and basic supplies at this school.	0% 0%	7% 4%	43% 59%	50% 36%
My teaching is hindered by inadequate or outdated equipment or facilities at this school.	0% 0%	8% 6%	42% 59%	50% 36%
The students in my class(es) come to class prepared with the appropriate supplies and books.	31% 16%	54% 73%	15% 9%	0% 1%
Once we start a new program at this school, we follow up to make sure that it's working.	17% 6%	50% 50%	33% 38%	0% 7%
The programs and resources at this school are adequate to support students' learning.	29% 17%	57% 70%	7% 12%	7% 1%
Teachers at this school feel responsible to help each other do their best.	36% 28%	64% 60%	0% 10%	0% 1%
Teachers at this school feel that it is a part of their job to prepare students to succeed in college.	33% 37%	58% 57%	8% 6%	0% 1%
The programs and resources at this school are adequate to support students with special needs or disabilities.	21% 25%	71% 60%	7% 15%	0% 2%
This school provides the materials, resources, and training necessary for me to support students' physical health and nutrition.	21% 14%	71% 57%	7% 26%	0% 2%
This school places a priority on making healthy food choices.	38% 12%	62% 57%	0% 27%	0% 3%
This school places a priority on students' health needs.	36% 20%	64% 64%	0% 14%	0% 2%

This school places a priority on students' physical activity.	50% 20%	50% 62%	0% 15%	0% 3%
This school provides quality counseling or other services to help students with social or emotional needs.	50% 35%	43% 54%	7% 10%	0% 0%
This school provides the materials, resources, and training necessary for me to support students' social or emotional needs.	50% 22%	50% 54%	0% 20%	0% 4%
This school places a priority on addressing students' mental health needs.	64% 33%	29% 54%	7% 10%	0% 2%
This school places a priority on teaching students strategies to manage their stress levels.	71% 25%	21% 53%	7% 20%	0% 2%
This school places a priority on helping students with their social, emotional, and behavioral problems.	71% 29%	21% 56%	7% 12%	0% 2%
Staff at this school are clearly informed about school policies and procedures.	64% 29%	36% 57%	0% 13%	0% 2%
Staff at this school recognize students for positive behavior.	79% 43%	21% 55%	0% 2%	0% 0%
School rules are applied equally to all students.	85% 28%	15% 47%	0% 20%	0% 5%
Discipline is fair.	79% 25%	21% 55%	0% 15%	0% 4%
This school effectively handles student discipline and behavior problems.	79% 23%	21% 56%	0% 17%	0% 4%
Staff at this school work together to ensure an orderly environment.	79% 36%	21% 57%	0% 6%	0% 1%

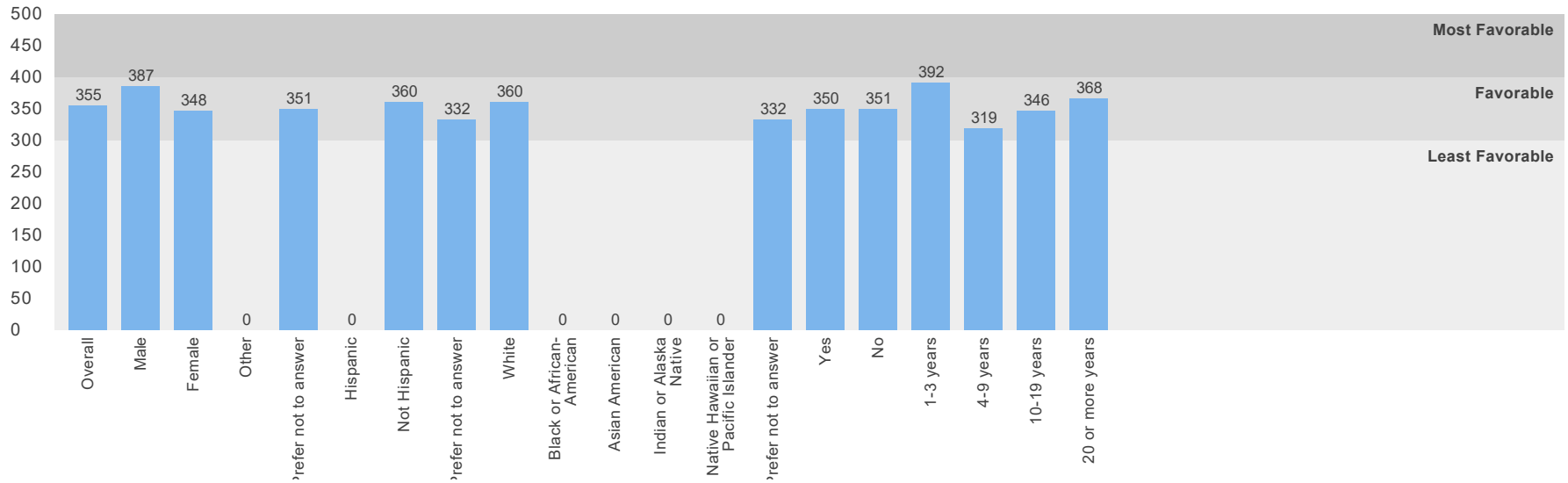
## SLINGERLANDS ES

### Scale Scores by Demographic

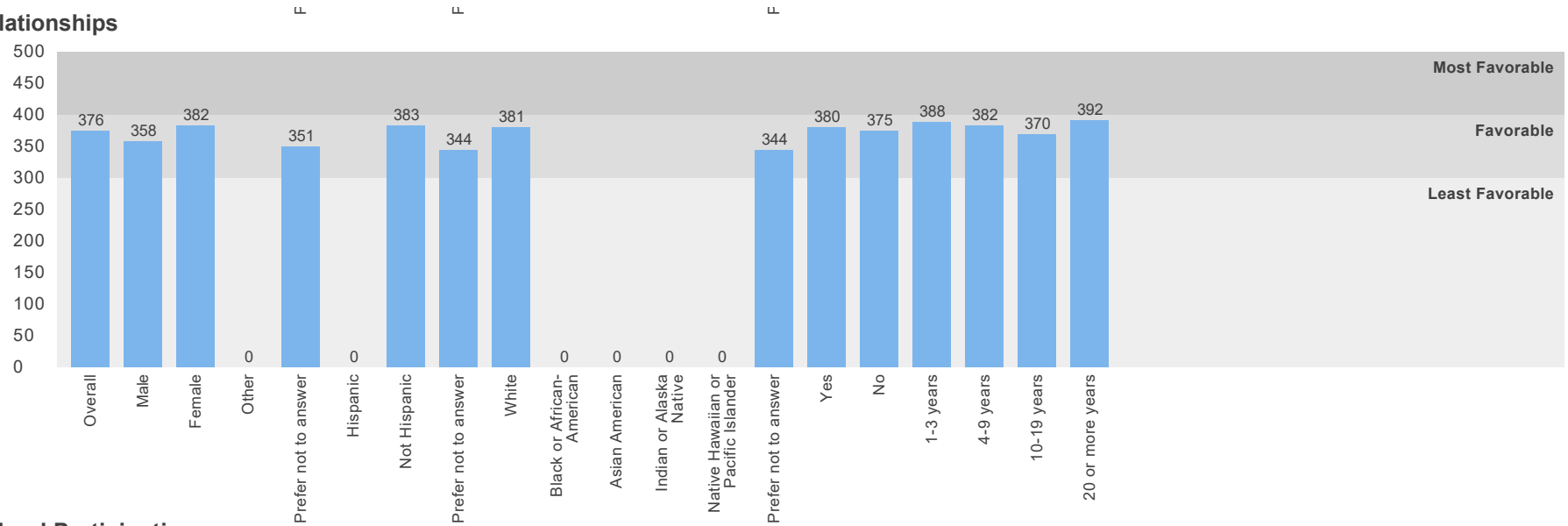
#### Engagement



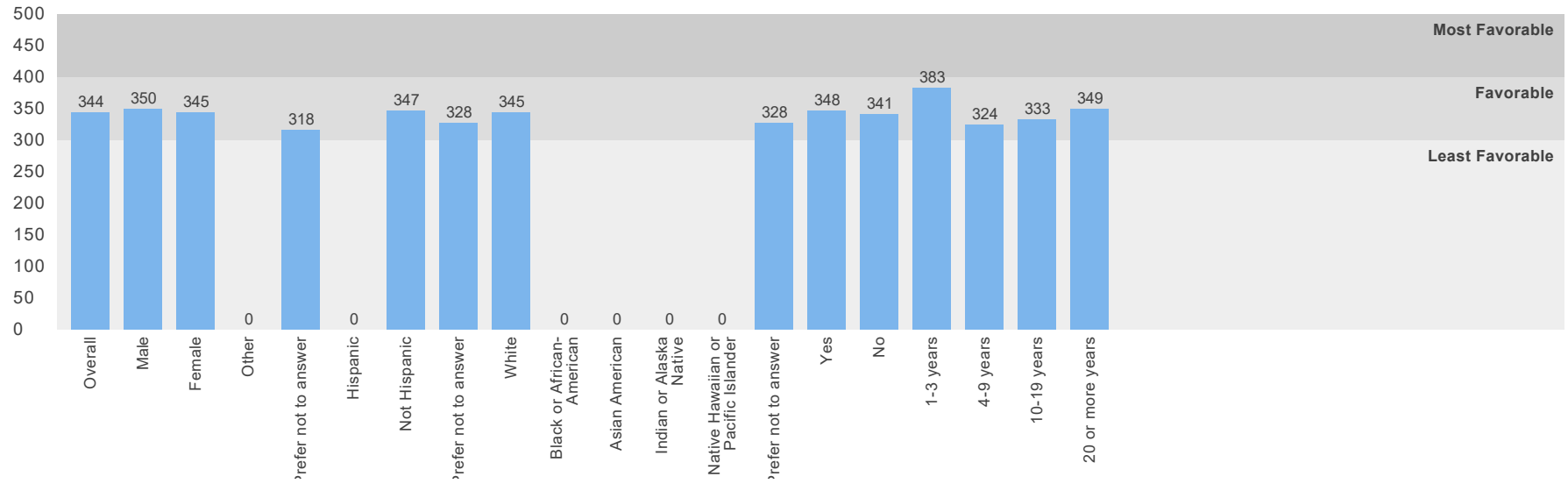
#### Cultural and Linguistic Competence



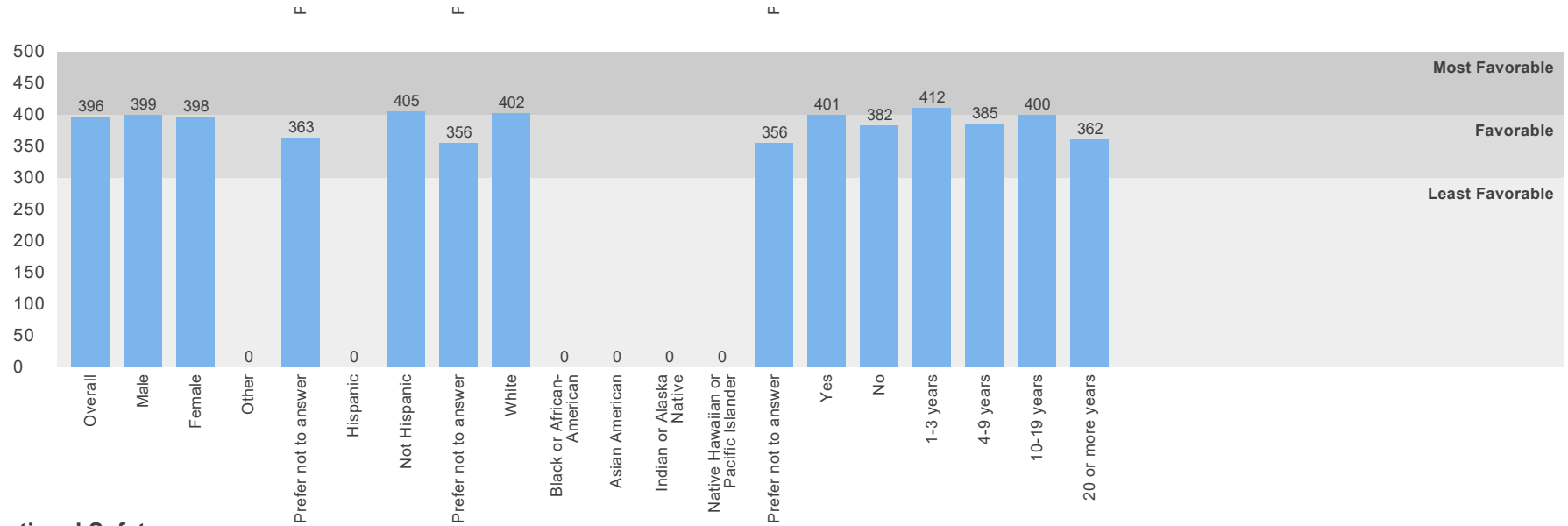
### Relationships



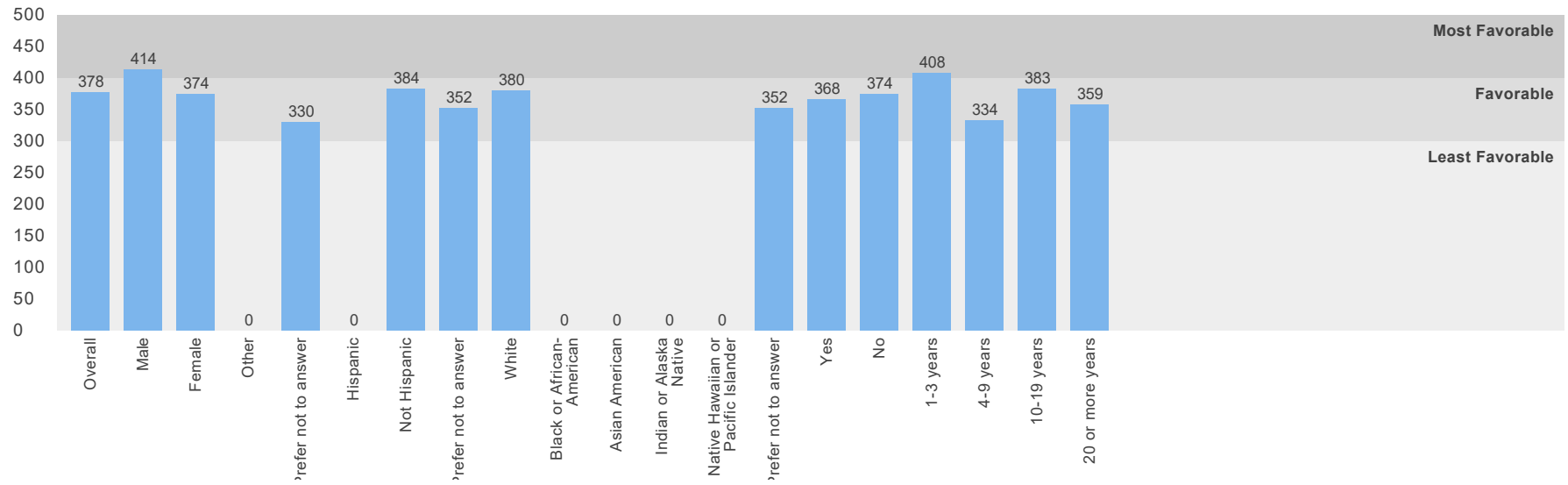
### School Participation



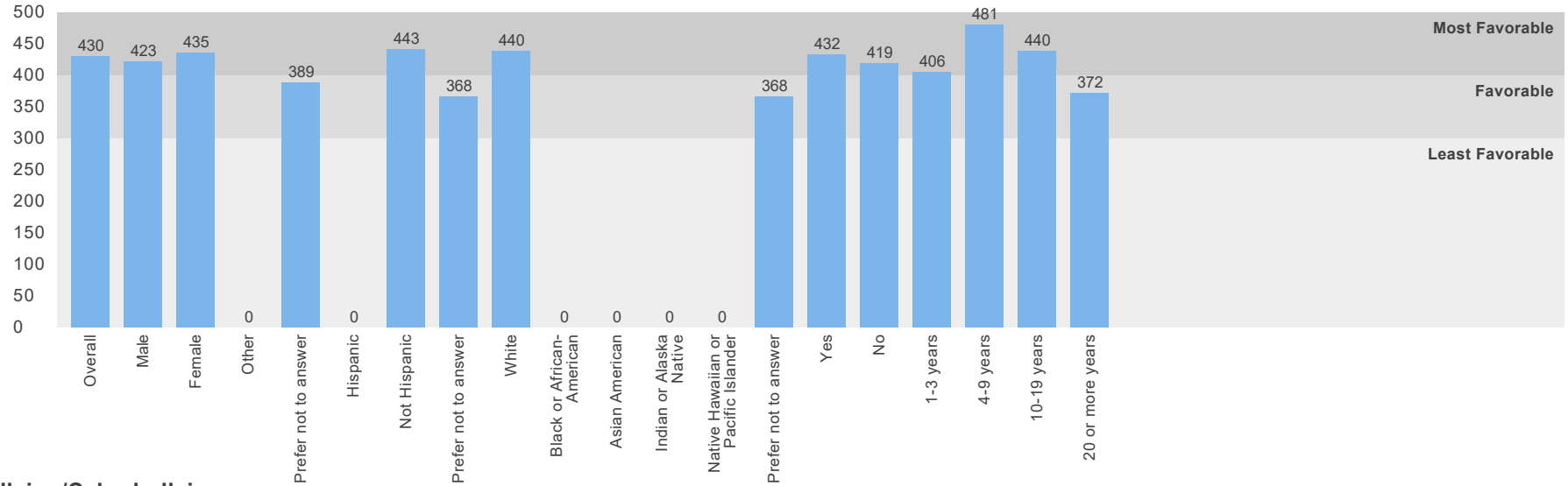
### Safety



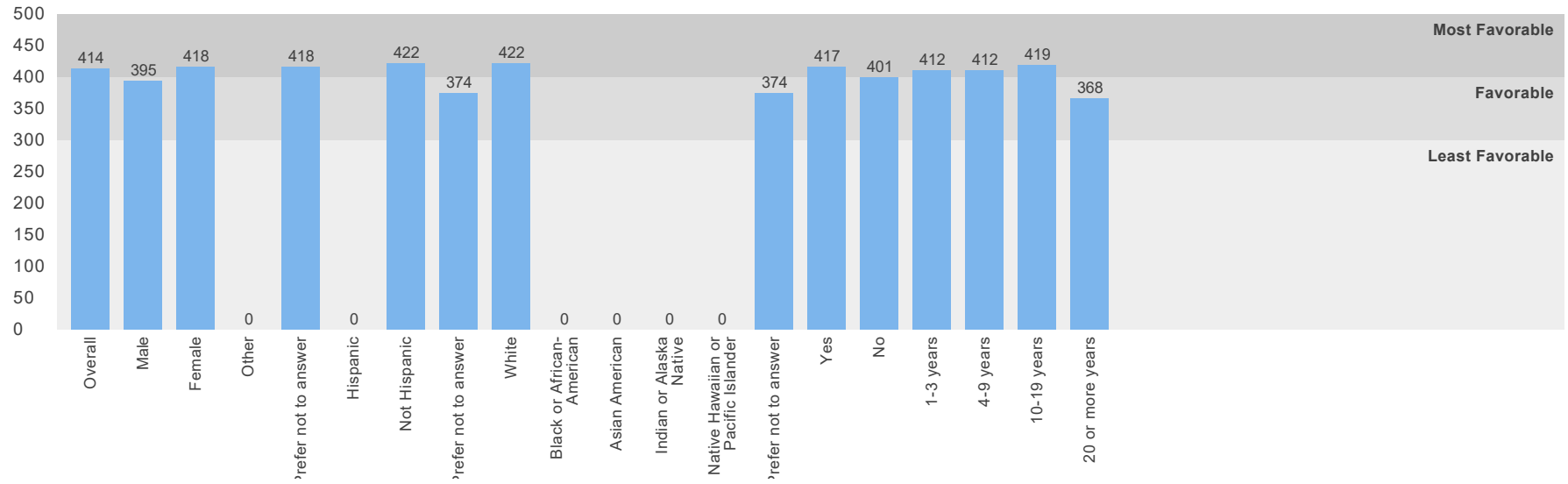
### Emotional Safety



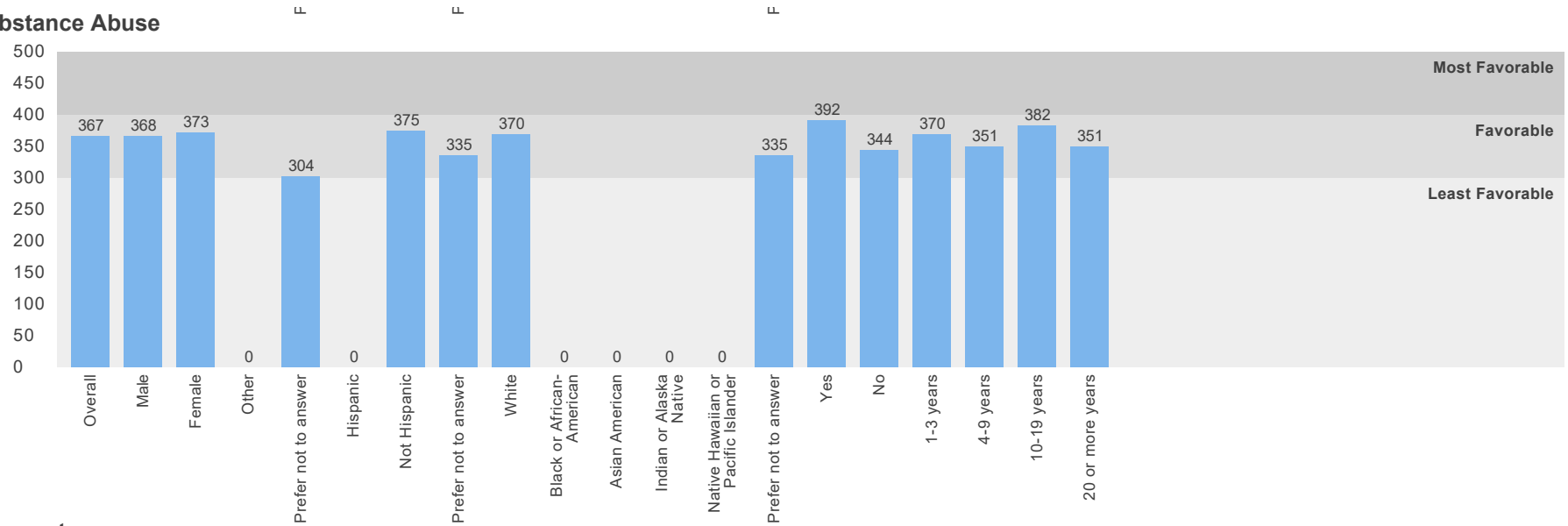
### Physical Safety



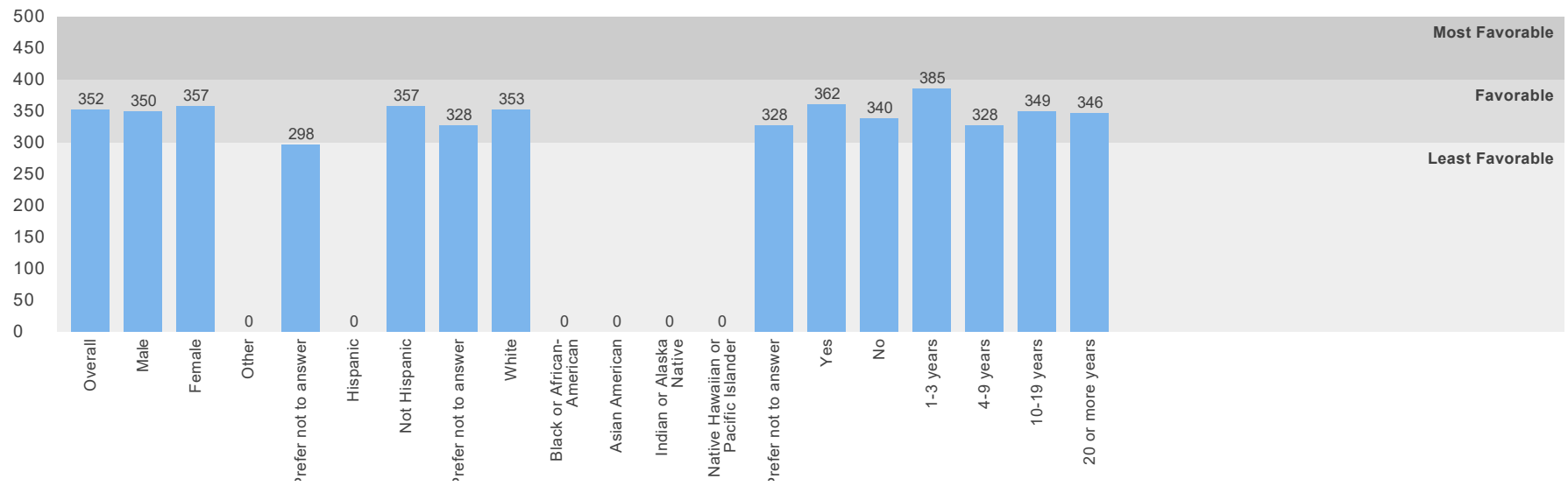
### Bullying/Cyberbullying



### Substance Abuse

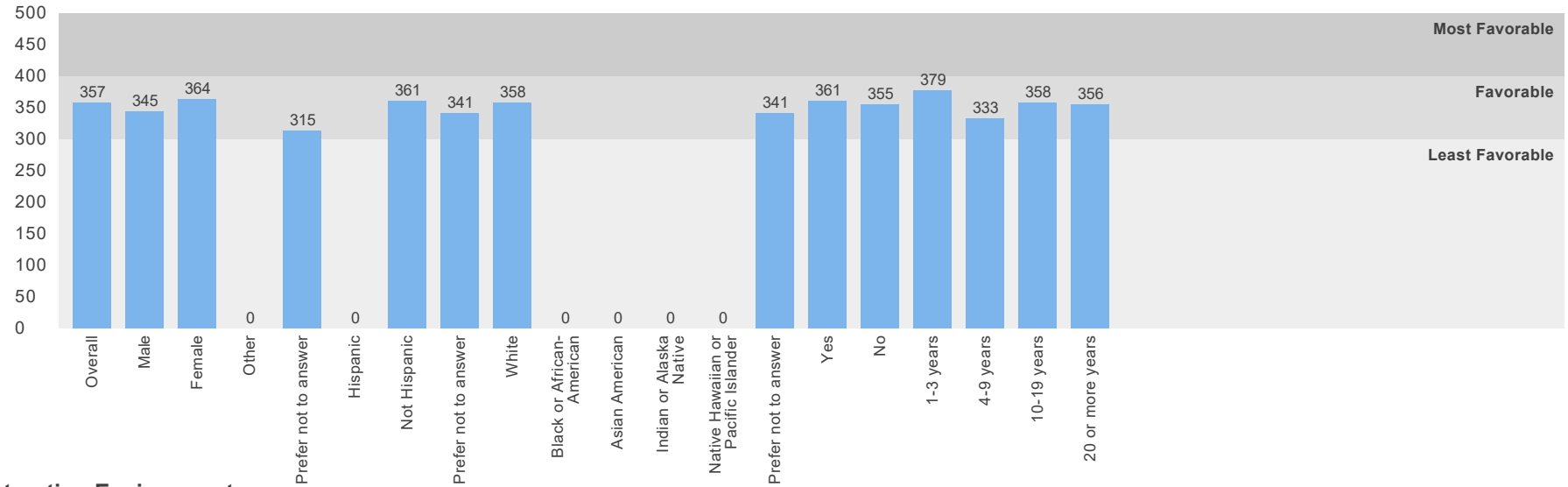


### Environment

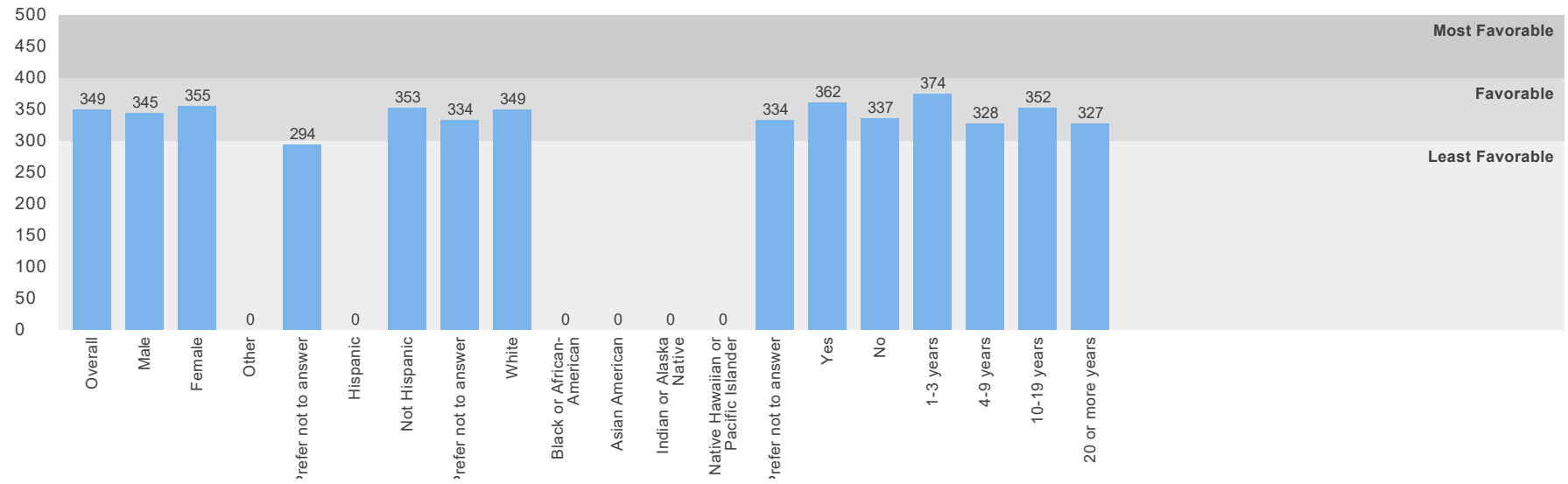




### Physical Environment



### Instruction Environment

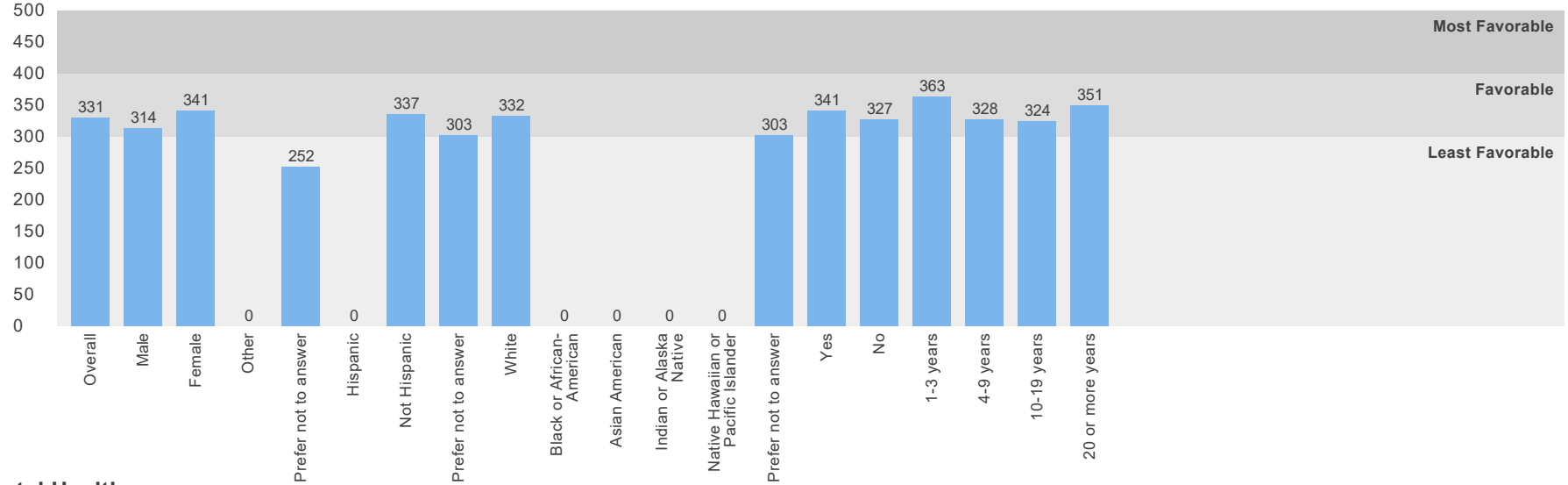


### Physical Health

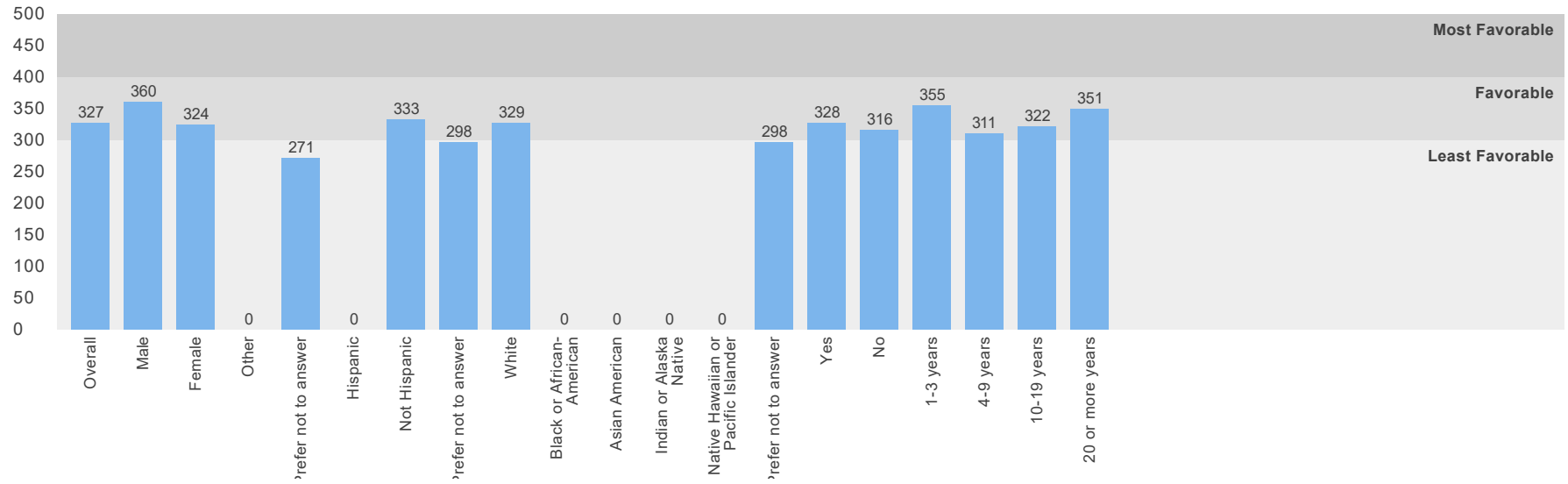
F

F

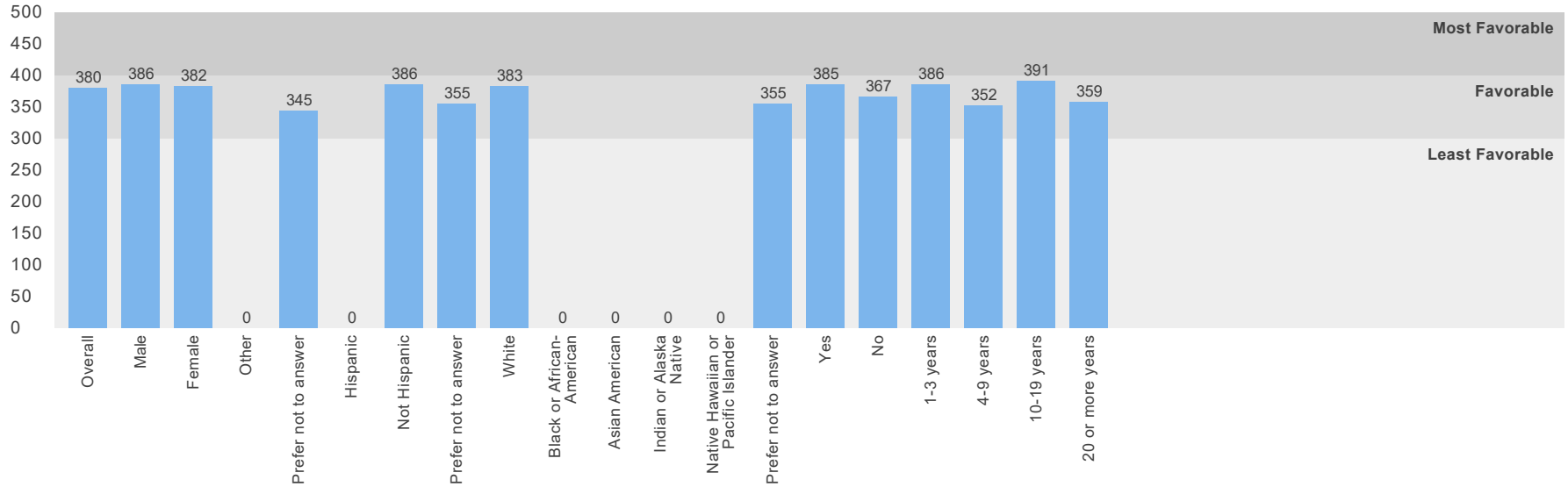
F



### Mental Health



**Discipline**



**Number of Submissions: 17**

The top percentage is for this school, the bottom is for the district

	Male	Female	Other	Prefer not to answer
Are you male or female?	18%	76%	0%	6%
	24%	68%	0%	8%

	Hispanic	Not Hispanic	Prefer not to answer
Are you of Hispanic or Latino origin?	0%	82%	18%
	0%	91%	8%

	White	Black or African-American	Asian American	Indian or Alaska Native	Native Hawaiian or Pacific Islander	Prefer not to answer

What is your race?	88%	0%	0%	0%	0%	18%
	93%	0%	1%	0%	0%	7%

	Yes	No
Is your main assignment/responsibility at this school to provide instruction or other support services to any of these types of students - Special Education, English Language Learners, Gifted and Talented Education students, or Migrant Education?	50%	50%
	40%	60%

	1-3 years	4-9 years	10-19 years	20 or more years
How many years have you been working at this school?	25%	13%	56%	6%
	19%	27%	30%	24%

	Strongly Agree	Agree	Disagree	Strongly Disagree
At this school, all students are treated equally, regardless of whether their parents are rich or poor.	41%	35%	24%	0%
	39%	44%	16%	2%
This school encourages students to take challenging classes no matter their race, ethnicity, nationality, and/or cultural background (e.g., honor level courses, gifted courses, AP or IB courses).	27%	67%	7%	0%
	45%	47%	6%	1%
This school provides instructional materials (e.g., textbooks, handouts) that reflect students' cultural background, ethnicity and identity.	12%	53%	35%	0%
	19%	62%	19%	0%
This school emphasizes showing respect for all students' cultural beliefs and practices.	24%	76%	0%	0%
	50%	46%	3%	0%
This school provides effective resources and training for teaching students with Individualized Education Programs (IEPs) across different languages and cultures.	12%	47%	35%	6%
	19%	47%	31%	3%
This school provides effective supports for students needing alternative modes of communication (e.g., manual signs, communication boards, computer-based devices, picture exchange systems, Braille).	6%	75%	19%	0%
	36%	55%	8%	0%
Staff do a good job helping parents to support their children's learning at home.	24%	76%	0%	0%
	33%	62%	6%	0%
Staff do a good job helping parents understand when their child needs to learn social, emotional, and character skills.	24%	76%	0%	0%
	30%	61%	9%	0%

If a student has done something well or makes improvement, staff contact his/her parents.	12% 18%	88% 68%	0% 14%	0% 0%
This school asks families to volunteer at the school.	24% 21%	71% 49%	6% 28%	0% 2%
This school communicates with parents in a timely and ongoing basis.	35% 47%	65% 50%	0% 2%	0% 0%
My level of involvement in decision making at this school is fine with me.	12% 24%	76% 49%	12% 22%	0% 5%
Staff at this school have many informal opportunities to influence what happens within the school.	6% 20%	71% 52%	24% 24%	0% 3%
At this school, students are given the opportunity to take part in decision making.	6% 13%	53% 57%	41% 28%	0% 1%
Administrators involve staff in decision-making.	18% 16%	59% 51%	24% 26%	0% 7%
This school provides students with opportunities to take a lead role in organizing programs and activities.	6% 21%	65% 61%	29% 17%	0% 1%
Students are encouraged to get involved in extra-curricular activities.	18% 46%	82% 51%	0% 1%	0% 1%
I feel like I belong.	25% 41%	69% 50%	6% 8%	0% 1%
I feel satisfied with the recognition I get for doing a good job.	19% 28%	69% 47%	6% 17%	6% 8%
I feel comfortable discussing feelings, worries, and frustrations with my supervisor.	41% 40%	35% 39%	12% 13%	12% 8%
This school inspires me to do the very best at my job.	31% 36%	56% 48%	13% 14%	0% 2%
People at this school care about me as a person.	18% 36%	71% 54%	12% 8%	0% 2%
I can manage almost any student behavior problem.	29% 37%	71% 57%	0% 5%	0% 1%

I feel safe at this school.	35% 46%	65% 51%	0% 3%	0% 1%
The following types of problems occur at this school often: physical conflicts among students.	0% 0%	6% 9%	35% 57%	59% 34%
The following types of problems occur at this school often: robbery or theft.	0% 0%	6% 8%	31% 51%	63% 41%
The following types of problems occur at this school often: vandalism.	0% 1%	6% 22%	47% 51%	47% 26%
The following types of problems occur at this school often: student possession of weapons.	0% 0%	0% 1%	18% 43%	82% 55%
The following types of problems occur at this school often: sexual assault or dating violence.	0% 1%	0% 9%	24% 45%	76% 45%
The following types of problems occur at this school often: physical abuse of teachers.	0% 0%	0% 0%	24% 39%	76% 60%
The following types of problems occur at this school often: student verbal abuse of teachers.	0% 1%	6% 12%	53% 57%	41% 29%
I think that bullying is a frequent problem at this school.	0% 2%	13% 30%	63% 53%	25% 14%
I think that cyberbullying is a frequent problem among students at this school.	0% 9%	12% 42%	59% 36%	29% 14%
Students at this school would feel comfortable reporting a bullying incident to a teacher or other staff.	24% 10%	76% 73%	0% 17%	0% 0%
Staff at this school always stop bullying when they see it.	24% 23%	65% 60%	6% 16%	6% 1%
Staff at this school are teased or picked on about their race or ethnicity.	0% 0%	6% 5%	29% 44%	65% 50%
Staff at this school are teased or picked on about their cultural background or religion.	0% 0%	0% 6%	31% 43%	69% 50%
Staff at this school are teased or picked on about their physical or mental disability.	0% 0%	0% 3%	35% 45%	65% 52%

Staff at this school are teased or picked on about their sexuality.	0% 0%	6% 4%	29% 44%	65% 51%
---	----------	----------	------------	------------

	<b>Not a Problem</b>	<b>Small Problem</b>	<b>Somewhat a Problem</b>	<b>Large Problem</b>
At this school, how much of a problem is student drug use?	100% 50%	0% 23%	0% 21%	0% 6%
At this school, how much of a problem is student use of electronic cigarettes?	100% 49%	0% 20%	0% 23%	0% 8%
At this school, how much of a problem is student use of tobacco (e.g., cigarettes, chew, cigars)?	100% 65%	0% 22%	0% 12%	0% 1%
At this school, how much of a problem is student alcohol use?	100% 53%	0% 20%	0% 20%	0% 7%

	<b>Strongly Agree</b>	<b>Agree</b>	<b>Disagree</b>	<b>Strongly Disagree</b>
This school collaborates well with community organizations to help address youth substance use problems.	27% 13%	60% 63%	13% 20%	0% 4%
This school has adequate resources to address substance use prevention.	20% 11%	67% 68%	13% 18%	0% 3%
This school provides effective confidential support and referral services for students needing help because of substance abuse (e.g., a Student Assistance Program).	20% 17%	73% 67%	7% 14%	0% 2%
This school has programs that address substance use among students.	31% 12%	46% 62%	23% 24%	0% 2%
I know what to do if there is an emergency, natural disaster (tornado, flood) or a dangerous situation (e.g., violent person on campus) during the school day.	24% 35%	71% 62%	0% 2%	6% 1%
This school has a written plan that describes procedures to be performed in shootings.	18% 38%	71% 55%	6% 5%	6% 1%
This school has a written plan that clearly describes procedures to be performed in natural disasters (e.g., earthquakes or tornadoes).	13% 37%	69% 53%	13% 8%	6% 1%
This school or school district provides effective training in safety procedures to staff (e.g., lockdown training or fire drills).	29% 46%	59% 47%	6% 6%	6% 1%

This school looks clean and pleasant.	20% 40%	47% 50%	27% 8%	7% 2%
This school is an inviting work environment.	19% 39%	75% 54%	6% 5%	0% 2%
My teaching is hindered by poor heating, cooling, and/or lighting systems at this school.	0% 8%	18% 20%	71% 53%	12% 18%
My teaching is hindered by a lack of instructional space (e.g., classrooms) at this school.	6% 2%	13% 8%	69% 55%	13% 34%
My teaching is hindered by a lack of textbooks and basic supplies at this school.	0% 0%	6% 4%	76% 59%	18% 36%
My teaching is hindered by inadequate or outdated equipment or facilities at this school.	0% 0%	18% 6%	65% 59%	18% 36%
The students in my class(es) come to class prepared with the appropriate supplies and books.	18% 16%	82% 73%	0% 9%	0% 1%
Once we start a new program at this school, we follow up to make sure that it's working.	6% 6%	41% 50%	47% 38%	6% 7%
The programs and resources at this school are adequate to support students' learning.	6% 17%	71% 70%	24% 12%	0% 1%
Teachers at this school feel responsible to help each other do their best.	18% 28%	71% 60%	12% 10%	0% 1%
Teachers at this school feel that it is a part of their job to prepare students to succeed in college.	24% 37%	65% 57%	12% 6%	0% 1%
The programs and resources at this school are adequate to support students with special needs or disabilities.	13% 25%	50% 60%	25% 15%	13% 2%
This school provides the materials, resources, and training necessary for me to support students' physical health and nutrition.	6% 14%	59% 57%	35% 26%	0% 2%
This school places a priority on making healthy food choices.	6% 12%	47% 57%	41% 27%	6% 3%
This school places a priority on students' health needs.	6% 20%	65% 64%	29% 14%	0% 2%

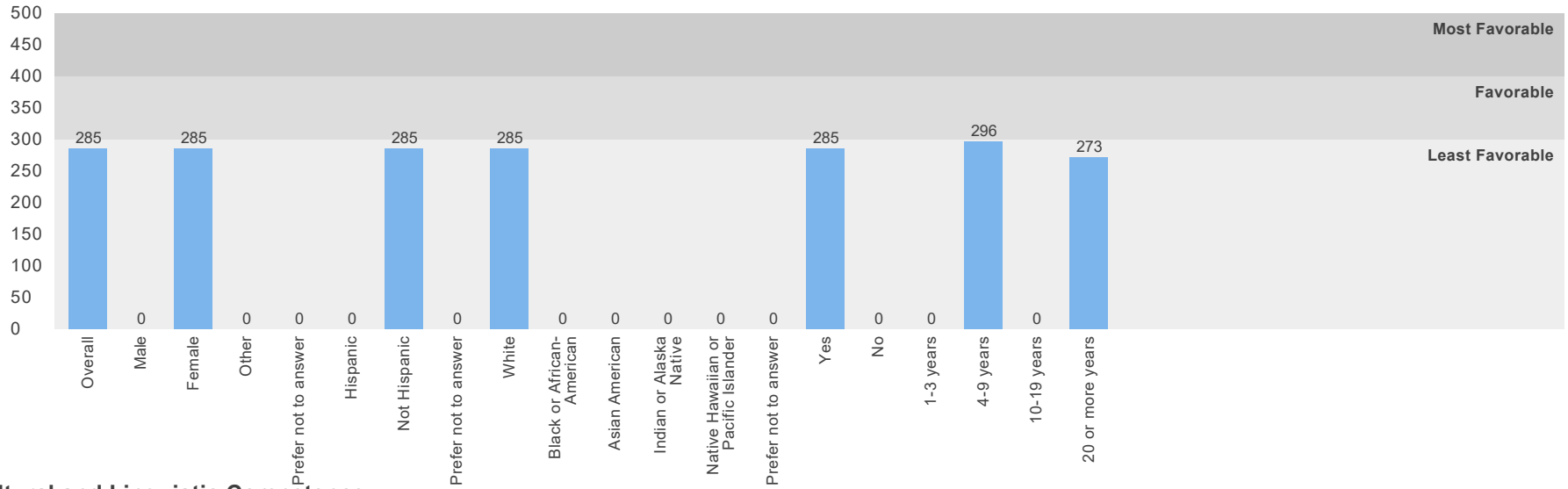


This school places a priority on students' physical activity.	13% 20%	75% 62%	13% 15%	0% 3%
This school provides quality counseling or other services to help students with social or emotional needs.	13% 35%	44% 54%	44% 10%	0% 0%
This school provides the materials, resources, and training necessary for me to support students' social or emotional needs.	6% 22%	47% 54%	41% 20%	6% 4%
This school places a priority on addressing students' mental health needs.	6% 33%	47% 54%	47% 10%	0% 2%
This school places a priority on teaching students strategies to manage their stress levels.	12% 25%	53% 53%	35% 20%	0% 2%
This school places a priority on helping students with their social, emotional, and behavioral problems.	12% 29%	47% 56%	41% 12%	0% 2%
Staff at this school are clearly informed about school policies and procedures.	13% 29%	67% 57%	20% 13%	0% 2%
Staff at this school recognize students for positive behavior.	29% 43%	65% 55%	6% 2%	0% 0%
School rules are applied equally to all students.	35% 28%	59% 47%	6% 20%	0% 5%
Discipline is fair.	31% 25%	69% 55%	0% 15%	0% 4%
This school effectively handles student discipline and behavior problems.	18% 23%	65% 56%	18% 17%	0% 4%
Staff at this school work together to ensure an orderly environment.	24% 36%	76% 57%	0% 6%	0% 1%

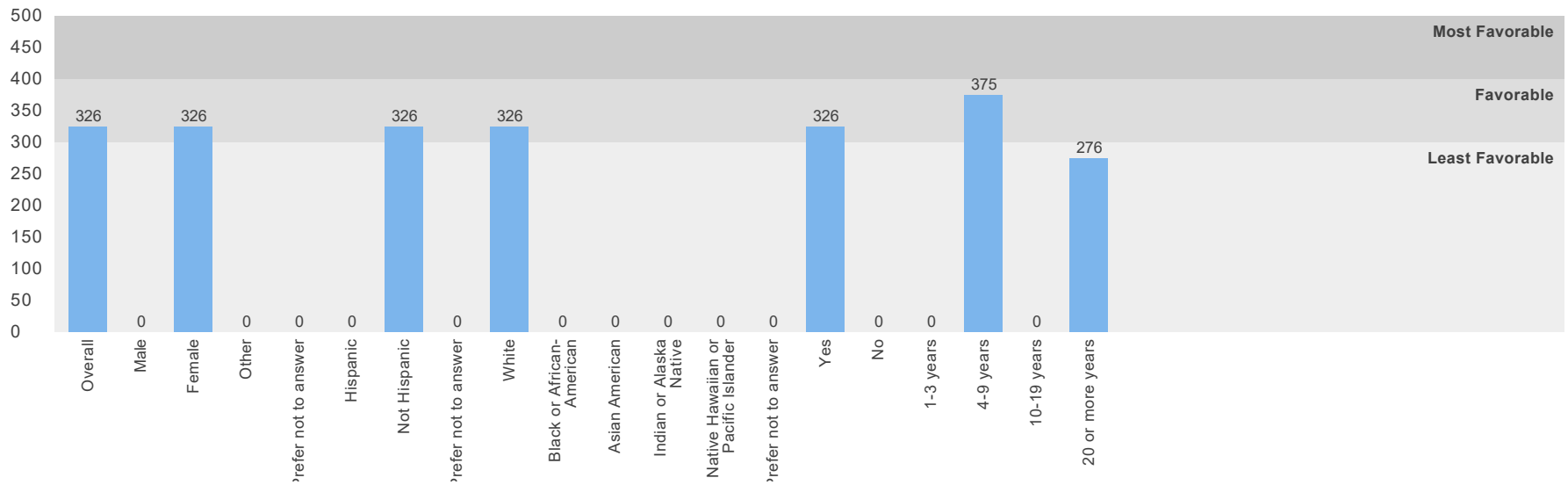
## Transportation

### Scale Scores by Demographic

#### Engagement



#### Cultural and Linguistic Competence

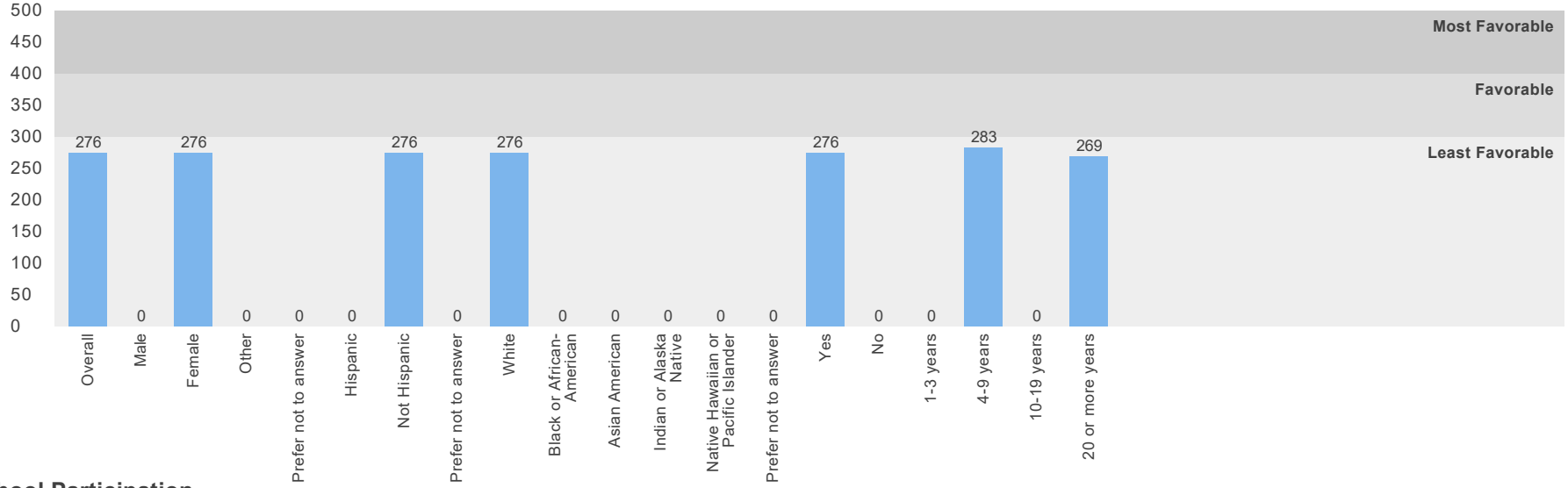


### Relationships

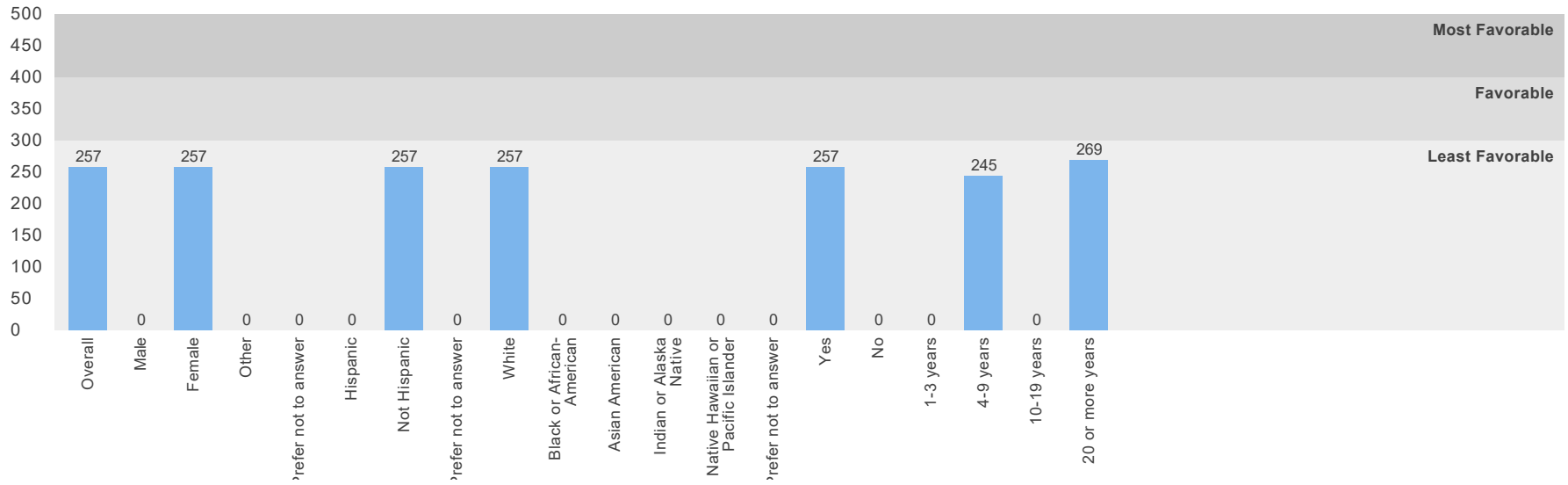
F

F

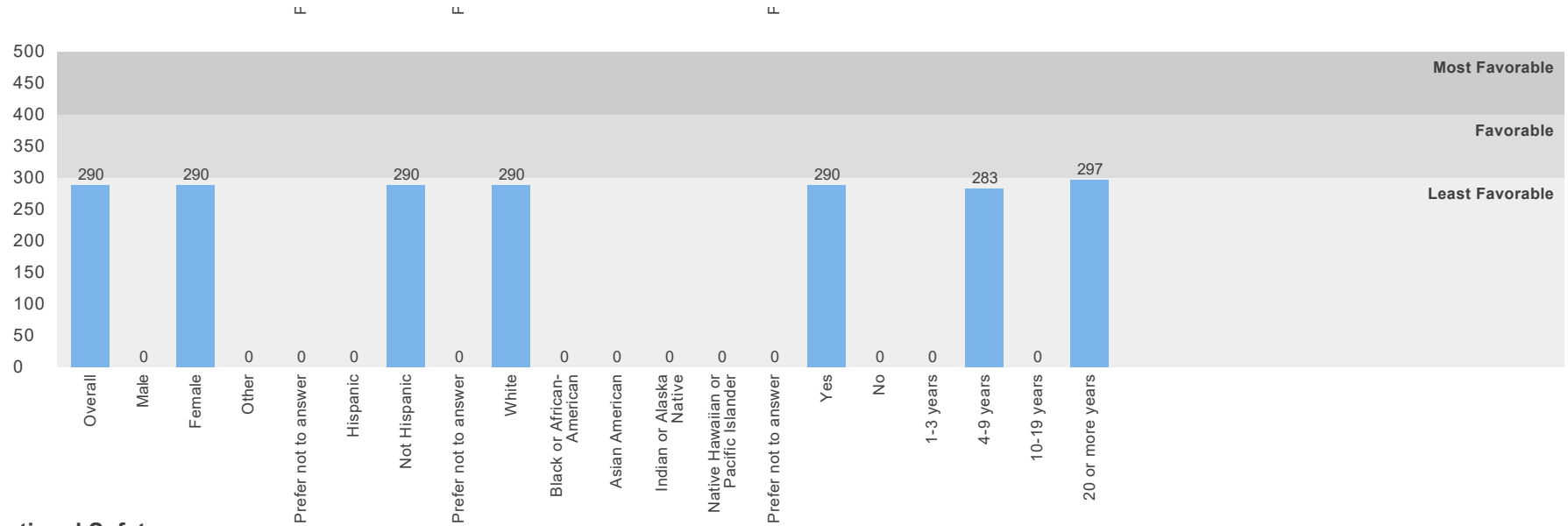
F



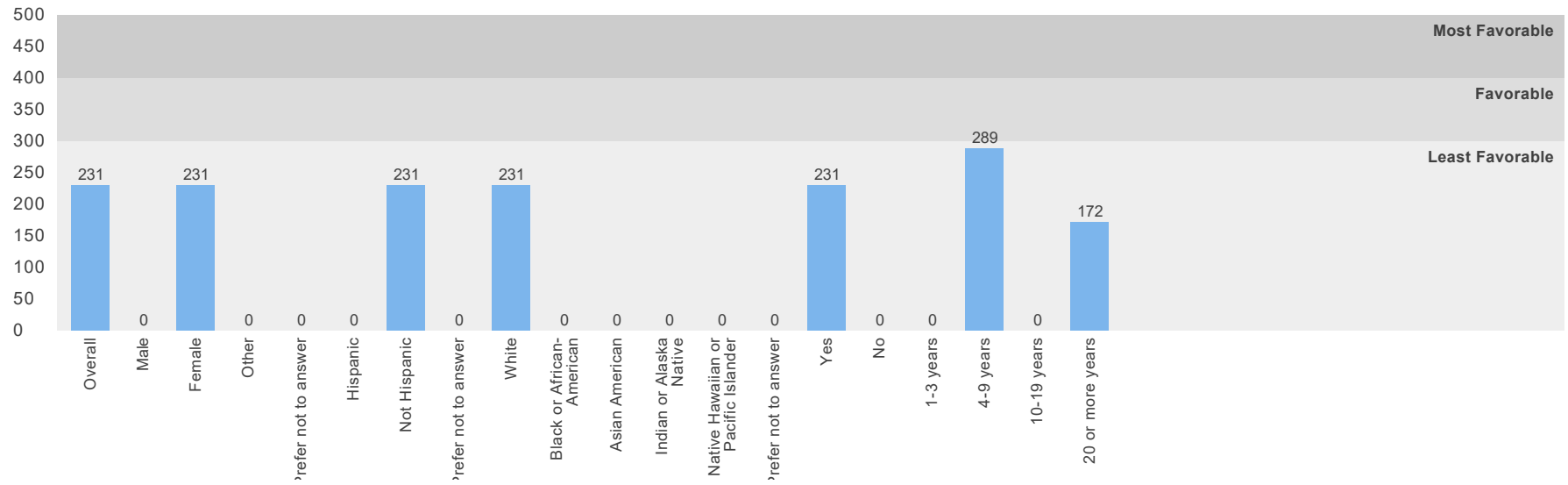
### School Participation



### Safety

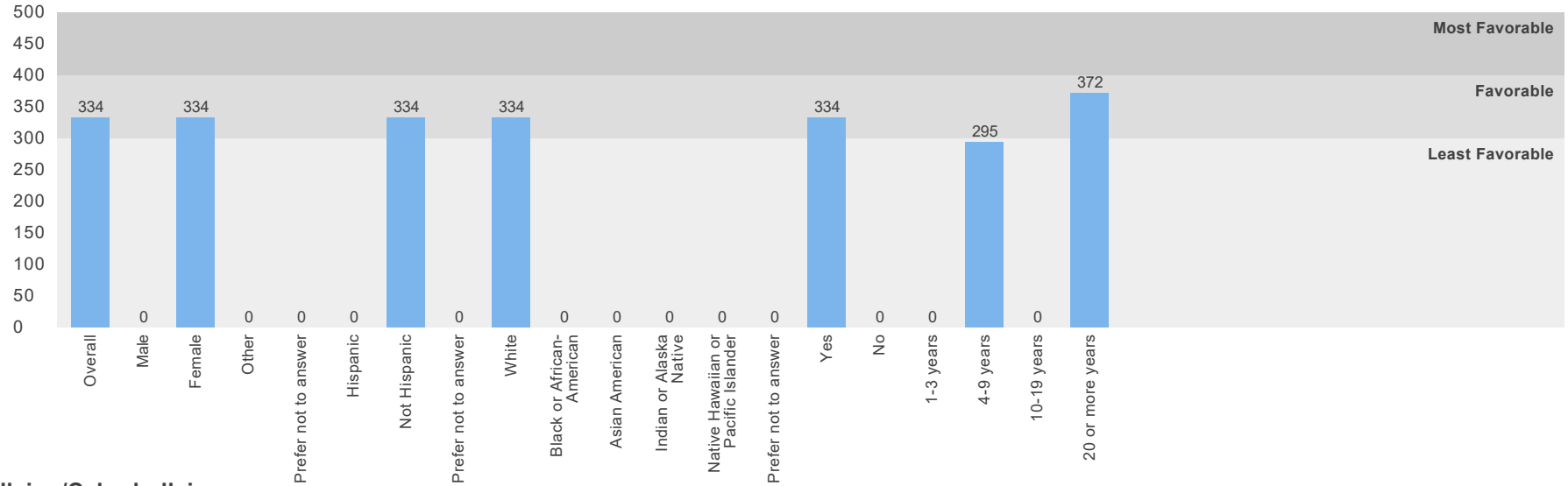


### Emotional Safety

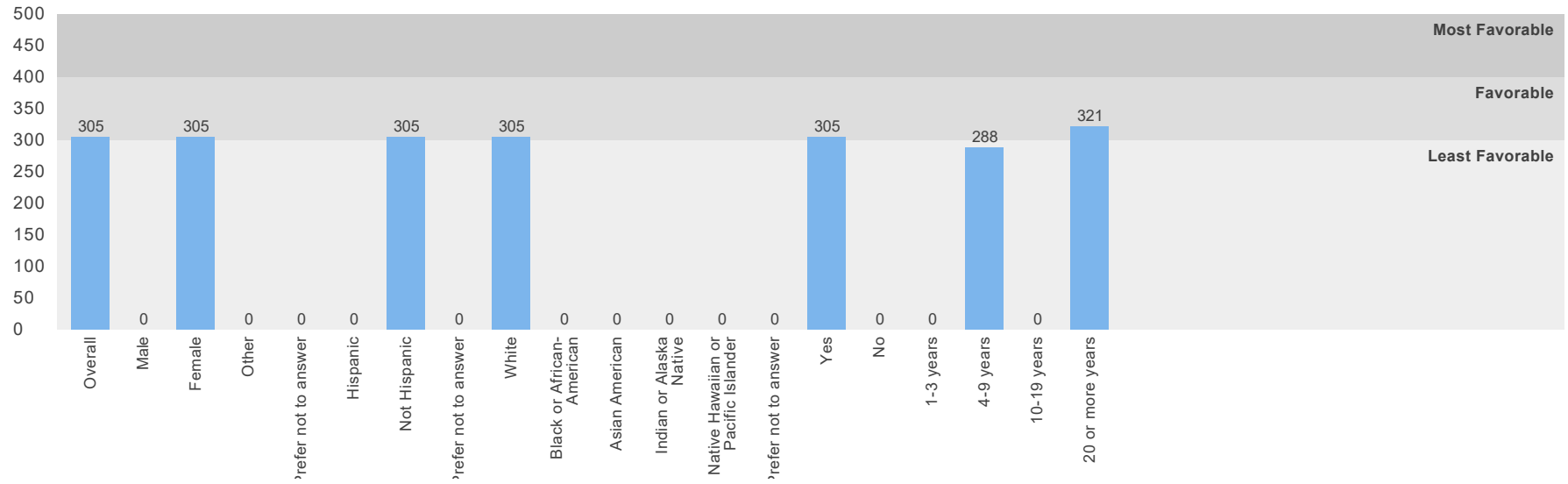


### Physical Safety

F F F

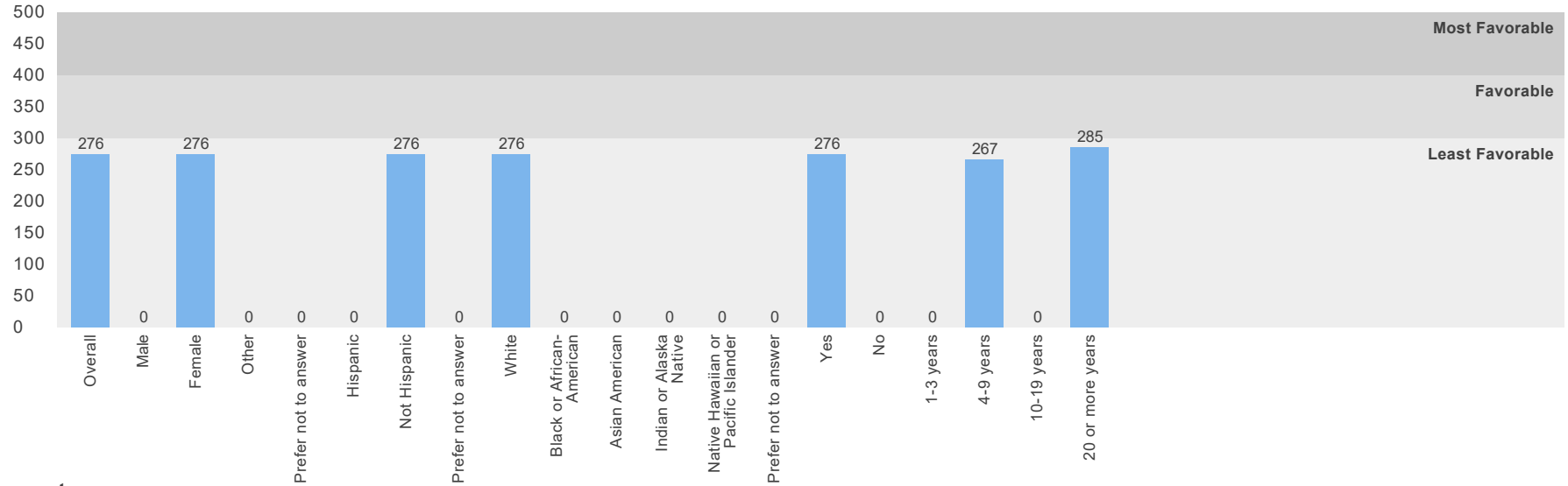


### Bullying/Cyberbullying

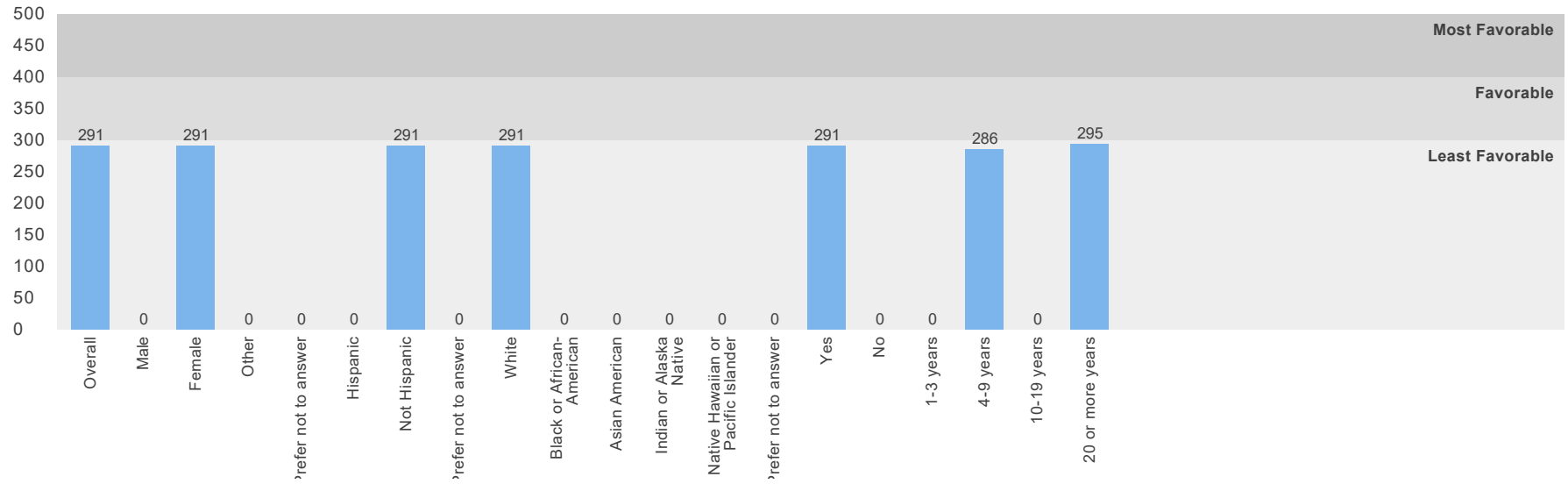


### Substance Abuse

F F F

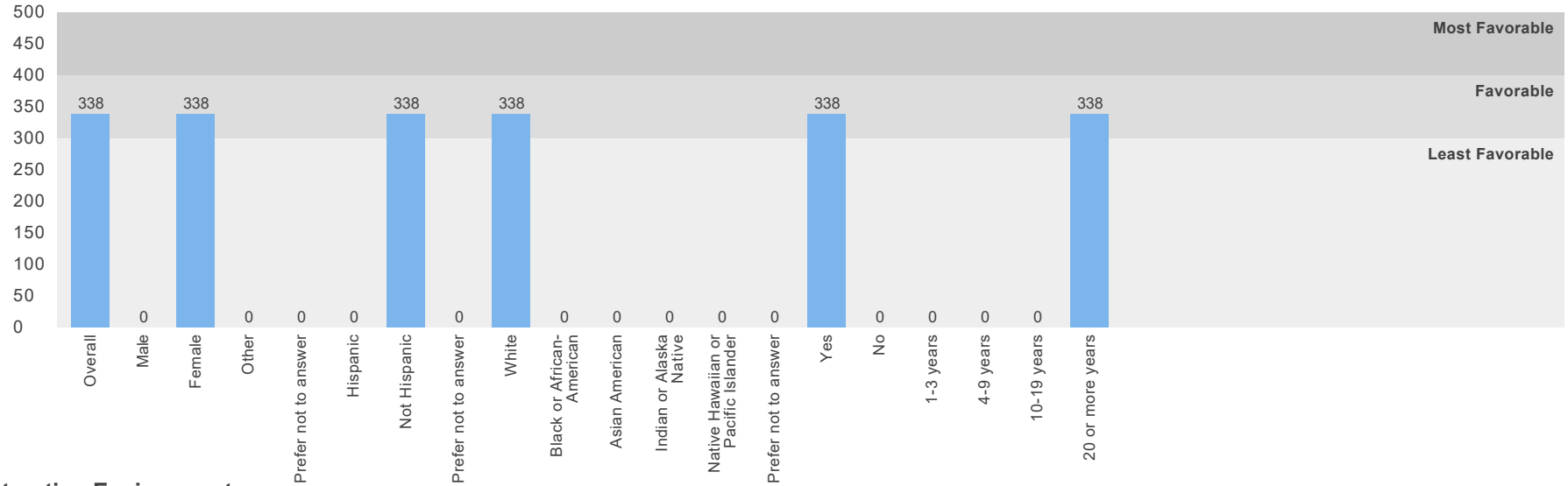


### Environment

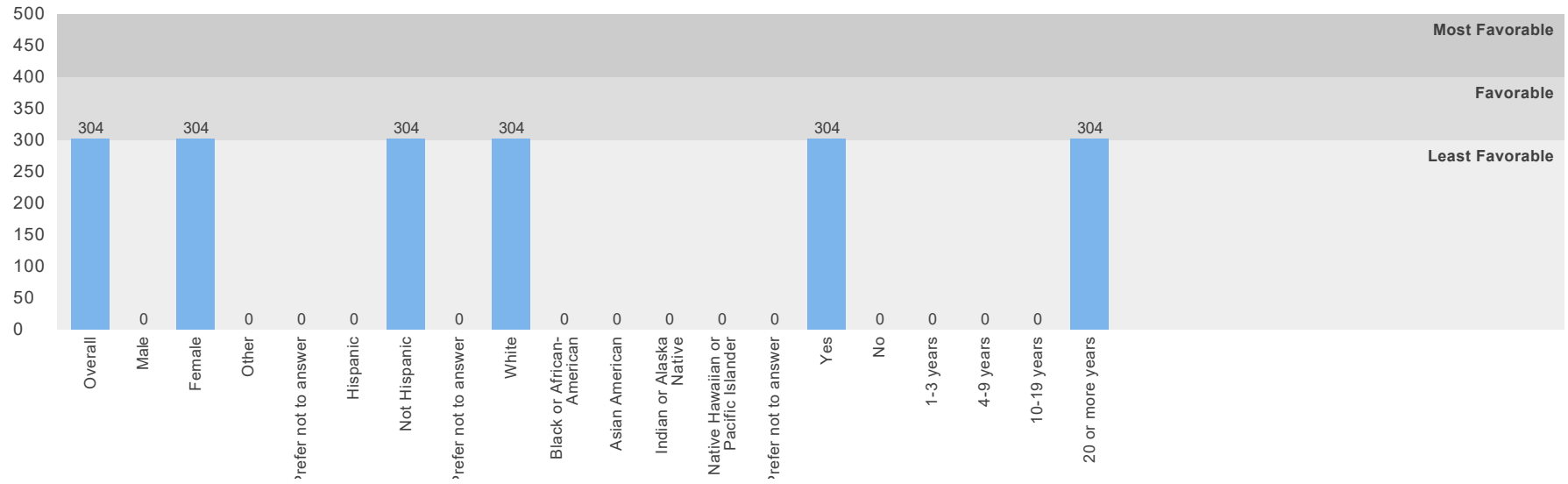


### Physical Environment

F F F

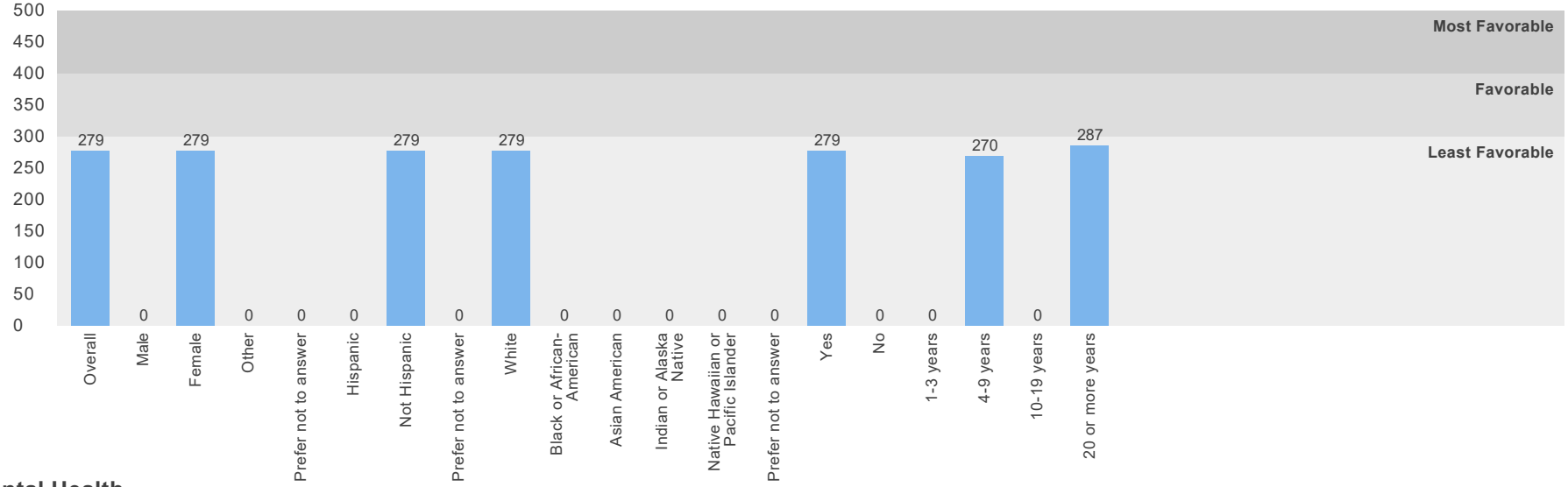


### Instruction Environment

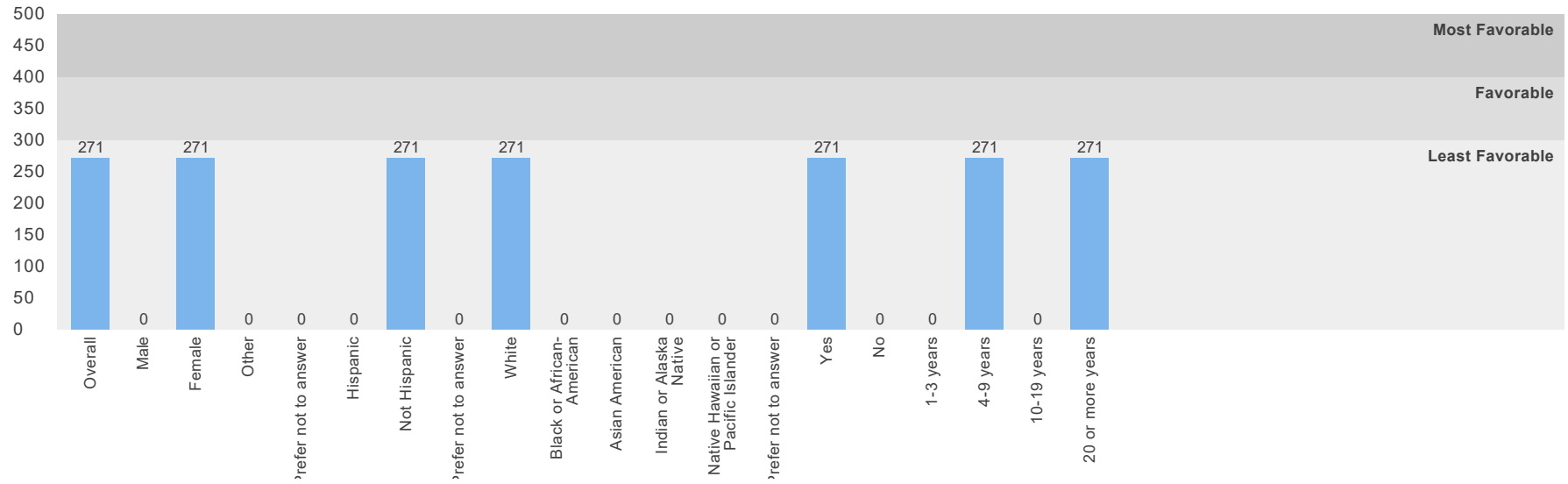


### Physical Health

F F F

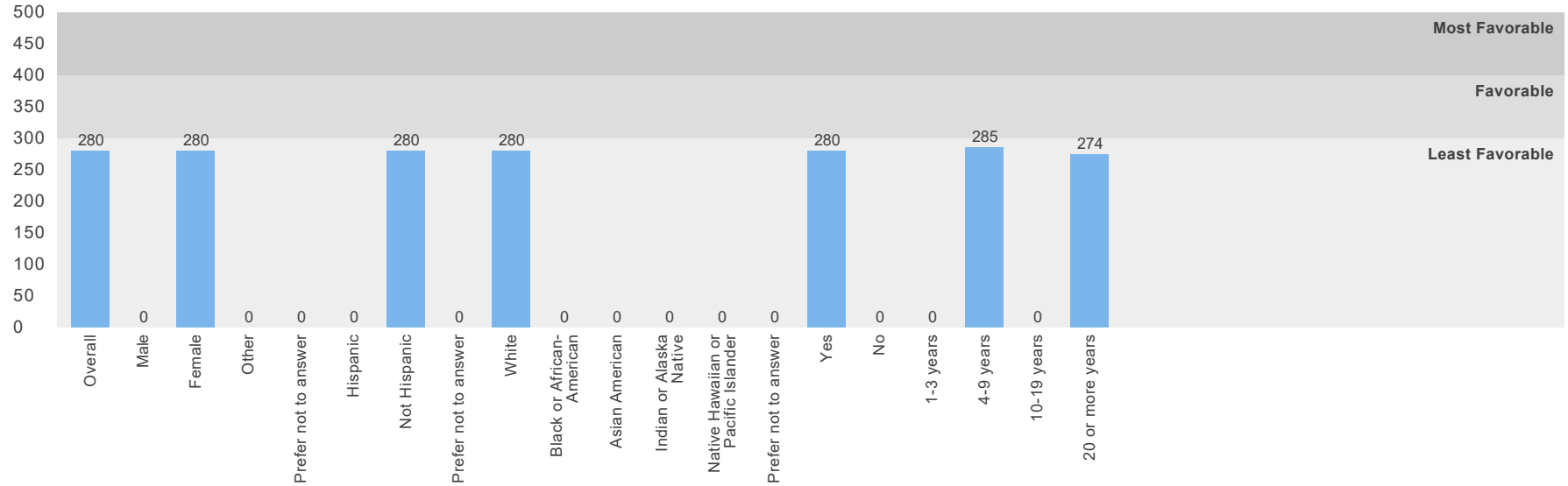


### Mental Health





**Discipline**



**Number of Submissions: 2**

The top percentage is for this school, the bottom is for the district

	Male	Female	Other	Prefer not to answer
Are you male or female?	0% 24%	100% 68%	0% 0%	0% 8%

	Hispanic	Not Hispanic	Prefer not to answer
Are you of Hispanic or Latino origin?	0% 0%	100% 91%	0% 8%

	White	Black or African-American	Asian American	Indian or Alaska Native	Native Hawaiian or Pacific Islander	Prefer not to answer

What is your race?	100% 93%	0% 0%	0% 1%	0% 0%	0% 0%	0% 7%
--------------------	-------------	----------	----------	----------	----------	----------

	Yes	No
Is your main assignment/responsibility at this school to provide instruction or other support services to any of these types of students - Special Education, English Language Learners, Gifted and Talented Education students, or Migrant Education?	100% 40%	0% 60%

	1-3 years	4-9 years	10-19 years	20 or more years
How many years have you been working at this school?	0% 19%	50% 27%	0% 30%	50% 24%

	Strongly Agree	Agree	Disagree	Strongly Disagree
At this school, all students are treated equally, regardless of whether their parents are rich or poor.	50% 39%	0% 44%	50% 16%	0% 2%
This school encourages students to take challenging classes no matter their race, ethnicity, nationality, and/or cultural background (e.g., honor level courses, gifted courses, AP or IB courses).	50% 45%	0% 47%	50% 6%	0% 1%
This school provides instructional materials (e.g., textbooks, handouts) that reflect students' cultural background, ethnicity and identity.	50% 19%	0% 62%	50% 19%	0% 0%
This school emphasizes showing respect for all students' cultural beliefs and practices.	0% 50%	0% 46%	100% 3%	0% 0%
This school provides effective resources and training for teaching students with Individualized Education Programs (IEPs) across different languages and cultures.	0% 19%	0% 47%	100% 31%	0% 3%
This school provides effective supports for students needing alternative modes of communication (e.g., manual signs, communication boards, computer-based devices, picture exchange systems, Braille).	0% 36%	0% 55%	100% 8%	0% 0%
Staff do a good job helping parents to support their children's learning at home.	0% 33%	0% 62%	100% 6%	0% 0%
Staff do a good job helping parents understand when their child needs to learn social, emotional, and character skills.	0% 30%	0% 61%	100% 9%	0% 0%

If a student has done something well or makes improvement, staff contact his/her parents.	0% 18%	50% 68%	50% 14%	0% 0%
This school asks families to volunteer at the school.	0% 21%	0% 49%	100% 28%	0% 2%
This school communicates with parents in a timely and ongoing basis.	0% 47%	0% 50%	100% 2%	0% 0%
My level of involvement in decision making at this school is fine with me.	0% 24%	0% 49%	50% 22%	50% 5%
Staff at this school have many informal opportunities to influence what happens within the school.	0% 20%	0% 52%	50% 24%	50% 3%
At this school, students are given the opportunity to take part in decision making.	0% 13%	0% 57%	100% 28%	0% 1%
Administrators involve staff in decision-making.	0% 16%	0% 51%	100% 26%	0% 7%
This school provides students with opportunities to take a lead role in organizing programs and activities.	0% 21%	0% 61%	100% 17%	0% 1%
Students are encouraged to get involved in extra-curricular activities.	0% 46%	0% 51%	100% 1%	0% 1%
I feel like I belong.	0% 41%	0% 50%	50% 8%	50% 1%
I feel satisfied with the recognition I get for doing a good job.	0% 28%	0% 47%	0% 17%	100% 8%
I feel comfortable discussing feelings, worries, and frustrations with my supervisor.	0% 40%	0% 39%	50% 13%	50% 8%
This school inspires me to do the very best at my job.	0% 36%	0% 48%	50% 14%	50% 2%
People at this school care about me as a person.	0% 36%	0% 54%	50% 8%	50% 2%
I can manage almost any student behavior problem.	0% 37%	50% 57%	0% 5%	50% 1%

I feel safe at this school.	0% 46%	50% 51%	0% 3%	50% 1%
The following types of problems occur at this school often: physical conflicts among students.	0% 0%	50% 9%	0% 57%	50% 34%
The following types of problems occur at this school often: robbery or theft.	0% 0%	50% 8%	0% 51%	50% 41%
The following types of problems occur at this school often: vandalism.	0% 1%	100% 22%	0% 51%	0% 26%
The following types of problems occur at this school often: student possession of weapons.	0% 0%	50% 1%	50% 43%	0% 55%
The following types of problems occur at this school often: sexual assault or dating violence.	0% 1%	50% 9%	0% 45%	50% 45%
The following types of problems occur at this school often: physical abuse of teachers.	0% 0%	0% 0%	100% 39%	0% 60%
The following types of problems occur at this school often: student verbal abuse of teachers.	0% 1%	50% 12%	50% 57%	0% 29%
I think that bullying is a frequent problem at this school.	0% 2%	100% 30%	0% 53%	0% 14%
I think that cyberbullying is a frequent problem among students at this school.	0% 9%	100% 42%	0% 36%	0% 14%
Students at this school would feel comfortable reporting a bullying incident to a teacher or other staff.	0% 10%	0% 73%	100% 17%	0% 0%
Staff at this school always stop bullying when they see it.	0% 23%	0% 60%	100% 16%	0% 1%
Staff at this school are teased or picked on about their race or ethnicity.	0% 0%	50% 5%	50% 44%	0% 50%
Staff at this school are teased or picked on about their cultural background or religion.	0% 0%	50% 6%	50% 43%	0% 50%
Staff at this school are teased or picked on about their physical or mental disability.	0% 0%	50% 3%	50% 45%	0% 52%

Staff at this school are teased or picked on about their sexuality.	0% 0%	50% 4%	50% 44%	0% 51%
---	----------	-----------	------------	-----------

	<b>Not a Problem</b>	<b>Small Problem</b>	<b>Somewhat a Problem</b>	<b>Large Problem</b>
At this school, how much of a problem is student drug use?	0% 50%	0% 23%	50% 21%	50% 6%
At this school, how much of a problem is student use of electronic cigarettes?	0% 49%	0% 20%	100% 23%	0% 8%
At this school, how much of a problem is student use of tobacco (e.g., cigarettes, chew, cigars)?	0% 65%	0% 22%	100% 12%	0% 1%
At this school, how much of a problem is student alcohol use?	0% 53%	0% 20%	100% 20%	0% 7%

	<b>Strongly Agree</b>	<b>Agree</b>	<b>Disagree</b>	<b>Strongly Disagree</b>
This school collaborates well with community organizations to help address youth substance use problems.	0% 13%	0% 63%	100% 20%	0% 4%
This school has adequate resources to address substance use prevention.	0% 11%	50% 68%	50% 18%	0% 3%
This school provides effective confidential support and referral services for students needing help because of substance abuse (e.g., a Student Assistance Program).	0% 17%	0% 67%	100% 14%	0% 2%
This school has programs that address substance use among students.	0% 12%	0% 62%	100% 24%	0% 2%
I know what to do if there is an emergency, natural disaster (tornado, flood) or a dangerous situation (e.g., violent person on campus) during the school day.	0% 35%	50% 62%	50% 2%	0% 1%
This school has a written plan that describes procedures to be performed in shootings.	0% 38%	50% 55%	50% 5%	0% 1%
This school has a written plan that clearly describes procedures to be performed in natural disasters (e.g., earthquakes or tornadoes).	0% 37%	50% 53%	50% 8%	0% 1%
This school or school district provides effective training in safety procedures to staff (e.g., lockdown training or fire drills).	0% 46%	50% 47%	50% 6%	0% 1%

This school looks clean and pleasant.	0% 40%	100% 50%	0% 8%	0% 2%
This school is an inviting work environment.	0% 39%	50% 54%	50% 5%	0% 2%
My teaching is hindered by poor heating, cooling, and/or lighting systems at this school.	0% 8%	0% 20%	100% 53%	0% 18%
My teaching is hindered by a lack of instructional space (e.g., classrooms) at this school.	0% 2%	0% 8%	100% 55%	0% 34%
My teaching is hindered by a lack of textbooks and basic supplies at this school.	0% 0%	0% 4%	100% 59%	0% 36%
My teaching is hindered by inadequate or outdated equipment or facilities at this school.	0% 0%	0% 6%	100% 59%	0% 36%
The students in my class(es) come to class prepared with the appropriate supplies and books.	0% 16%	100% 73%	0% 9%	0% 1%
Once we start a new program at this school, we follow up to make sure that it's working.	0% 6%	0% 50%	100% 38%	0% 7%
The programs and resources at this school are adequate to support students' learning.	0% 17%	0% 70%	100% 12%	0% 1%
Teachers at this school feel responsible to help each other do their best.	0% 28%	0% 60%	100% 10%	0% 1%
Teachers at this school feel that it is a part of their job to prepare students to succeed in college.	0% 37%	100% 57%	0% 6%	0% 1%
The programs and resources at this school are adequate to support students with special needs or disabilities.	0% 25%	0% 60%	100% 15%	0% 2%
This school provides the materials, resources, and training necessary for me to support students' physical health and nutrition.	0% 14%	0% 57%	100% 26%	0% 2%
This school places a priority on making healthy food choices.	0% 12%	50% 57%	50% 27%	0% 3%
This school places a priority on students' health needs.	0% 20%	0% 64%	100% 14%	0% 2%

This school places a priority on students' physical activity.	0% 20%	0% 62%	100% 15%	0% 3%
This school provides quality counseling or other services to help students with social or emotional needs.	0% 35%	0% 54%	100% 10%	0% 0%
This school provides the materials, resources, and training necessary for me to support students' social or emotional needs.	0% 22%	0% 54%	100% 20%	0% 4%
This school places a priority on addressing students' mental health needs.	0% 33%	0% 54%	100% 10%	0% 2%
This school places a priority on teaching students strategies to manage their stress levels.	0% 25%	0% 53%	100% 20%	0% 2%
This school places a priority on helping students with their social, emotional, and behavioral problems.	0% 29%	0% 56%	100% 12%	0% 2%
Staff at this school are clearly informed about school policies and procedures.	0% 29%	50% 57%	50% 13%	0% 2%
Staff at this school recognize students for positive behavior.	0% 43%	50% 55%	50% 2%	0% 0%
School rules are applied equally to all students.	0% 28%	0% 47%	100% 20%	0% 5%
Discipline is fair.	0% 25%	0% 55%	50% 15%	50% 4%
This school effectively handles student discipline and behavior problems.	0% 23%	0% 56%	50% 17%	50% 4%
Staff at this school work together to ensure an orderly environment.	0% 36%	0% 57%	50% 6%	50% 1%