

Bethlehem Central School District

BCSD Noninstructional Staff

1/9/2023 - 1/20/2023

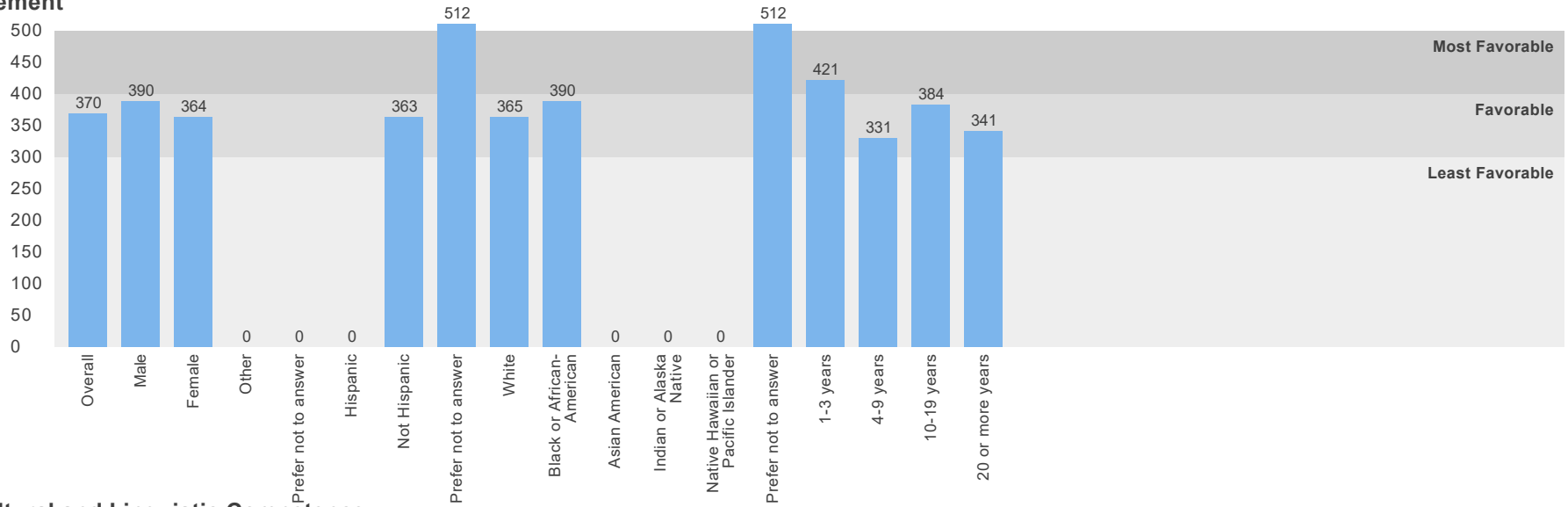
BETHLEHEM CENTRAL HS; BETHLEHEM CENTRAL MS; Central Office; District Wide; EAGLE ES;
ELSMERE ES; GLENMONT ES; HAMAGRAEL ES; O & M ; SLINGERLANDS ES; Transportation



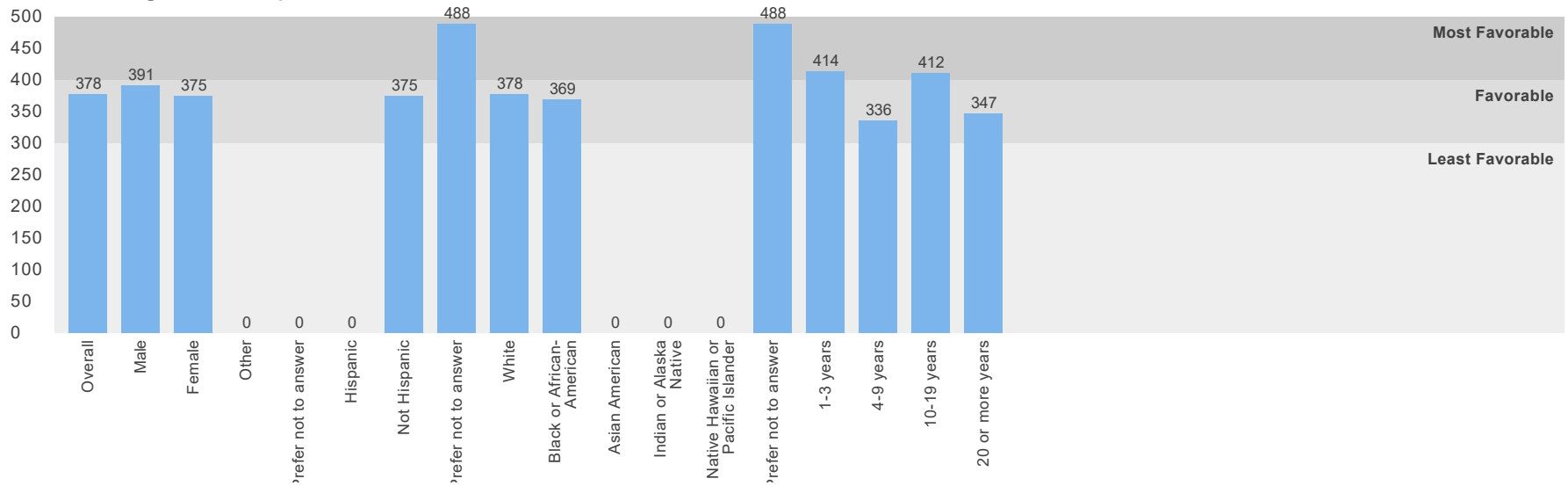
BETHLEHEM CENTRAL HS

Scale Scores by Demographic

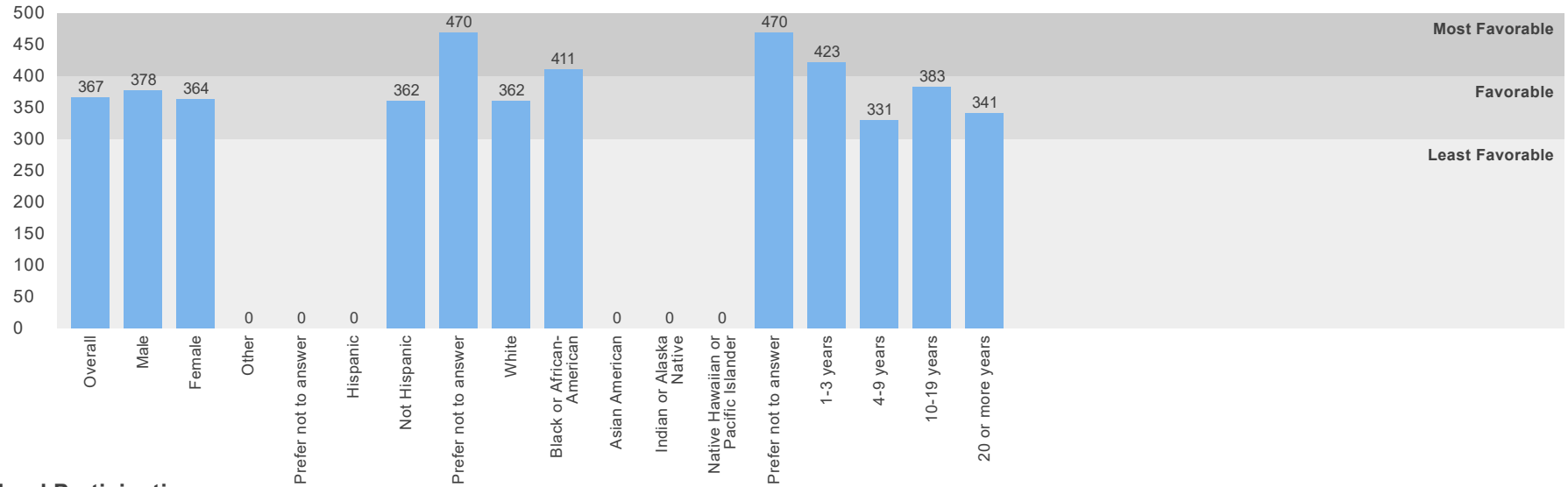
Engagement



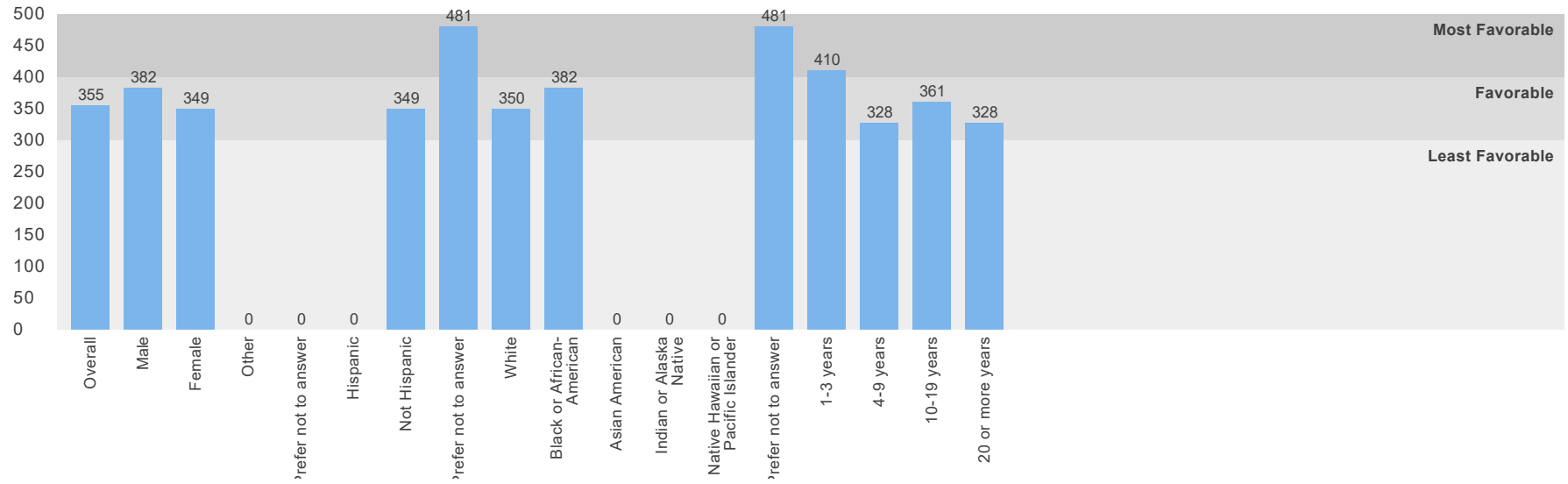
Cultural and Linguistic Competence



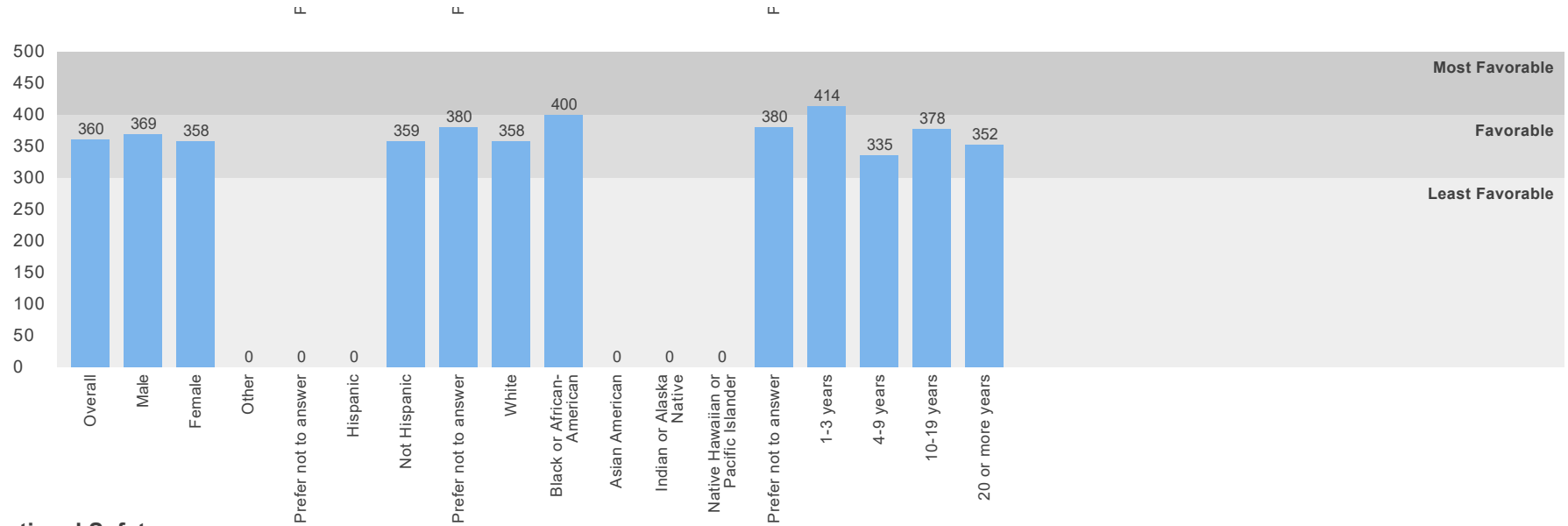
Relationships



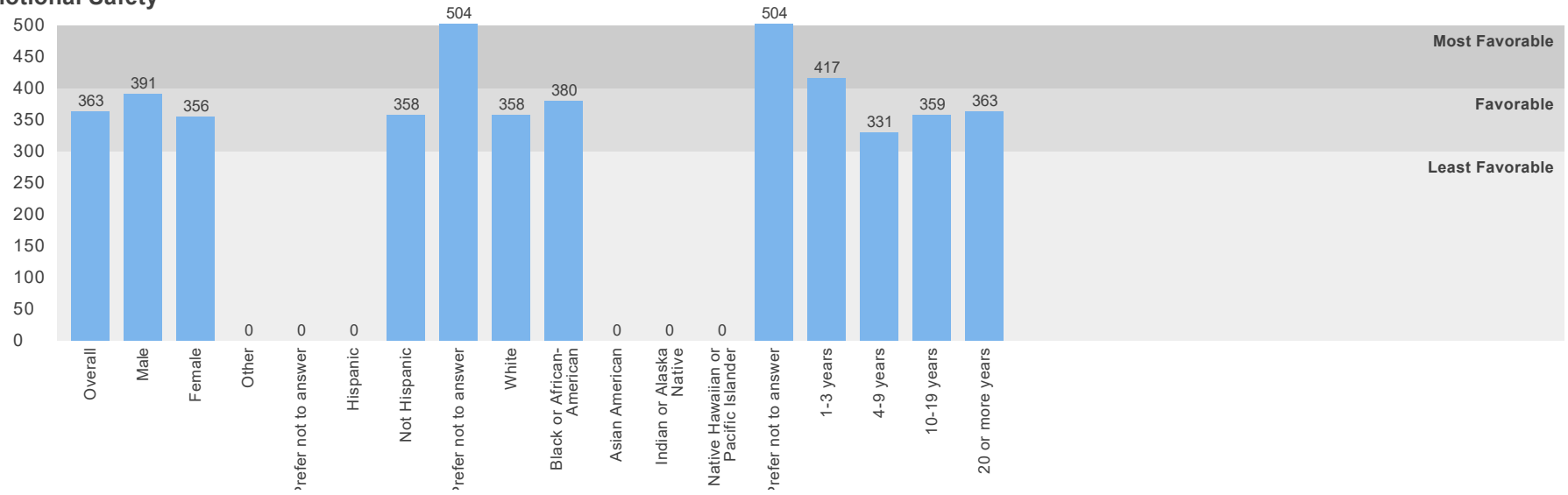
School Participation



Safety

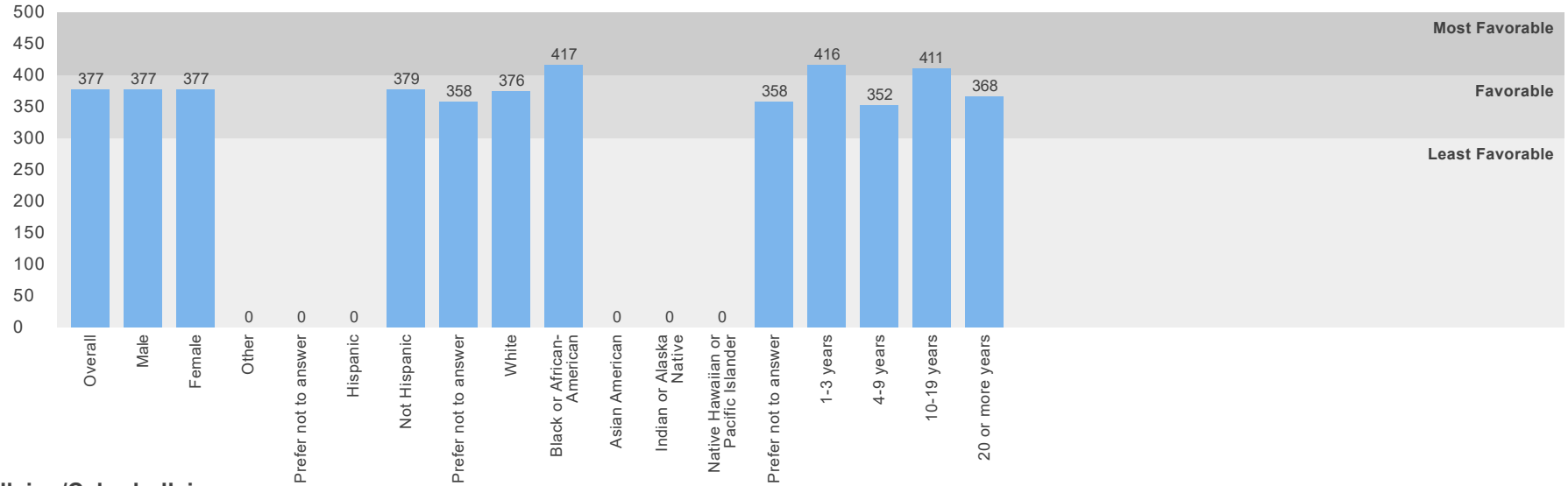


Emotional Safety

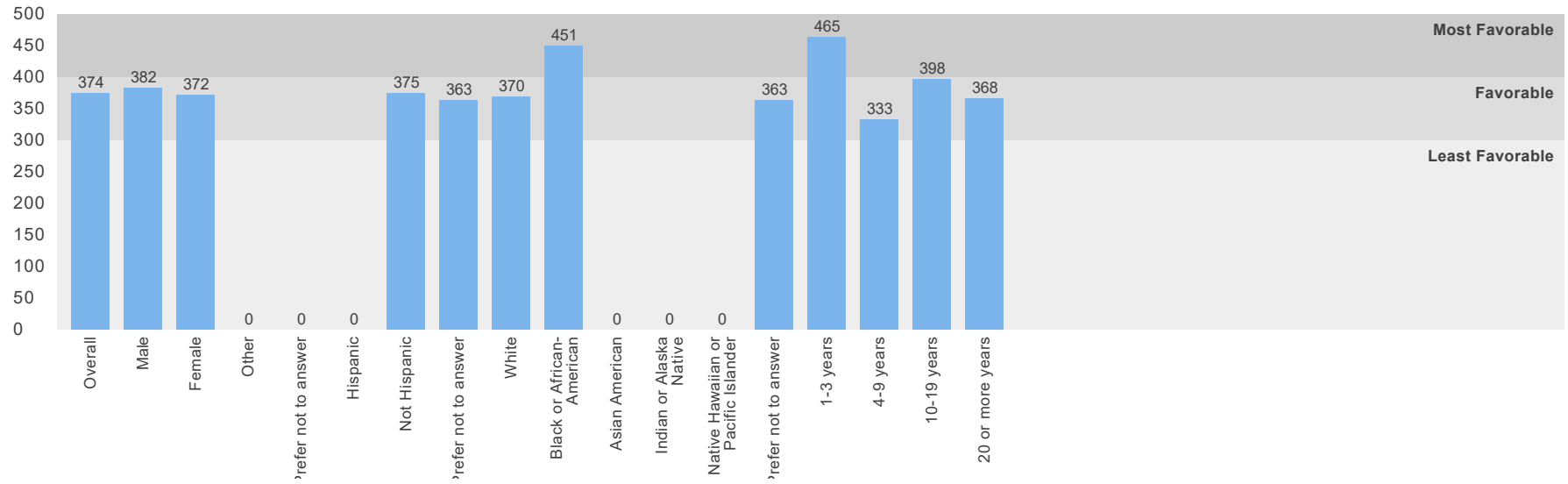


Physical Safety

F F F

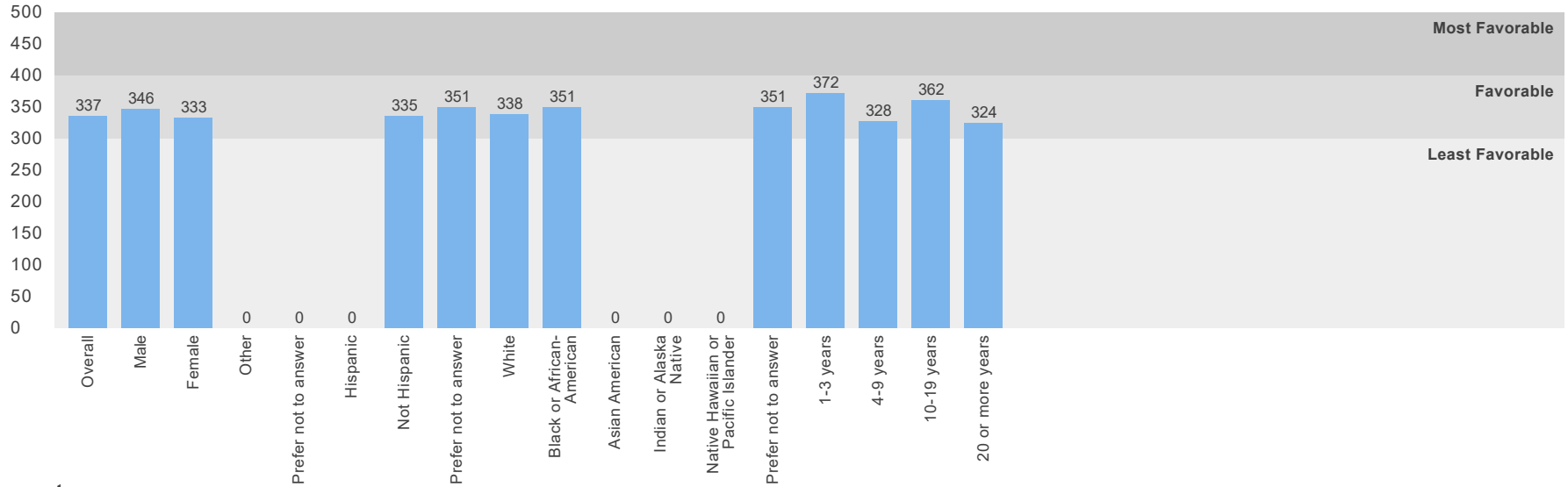


Bullying/Cyberbullying

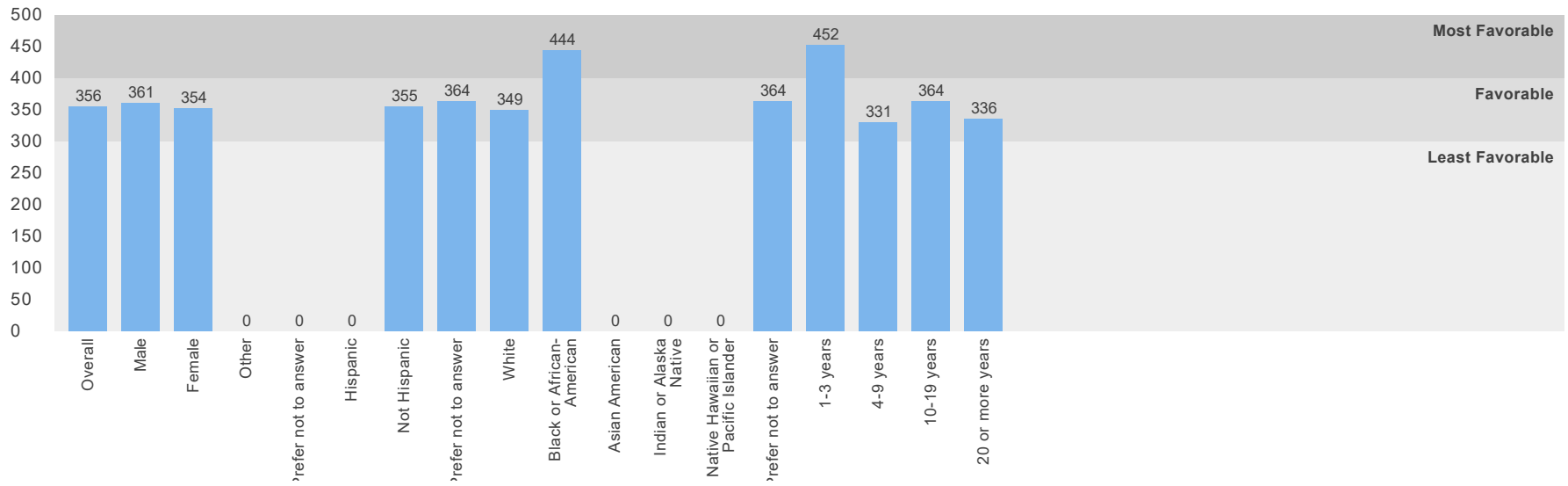


Substance Abuse

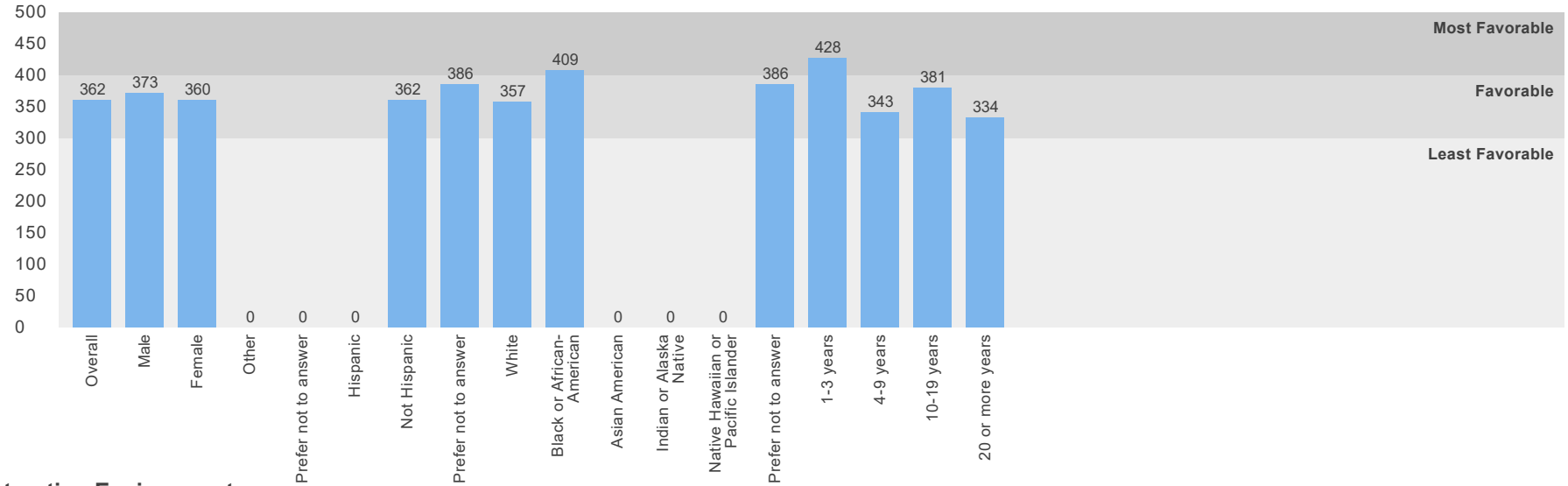
F F F



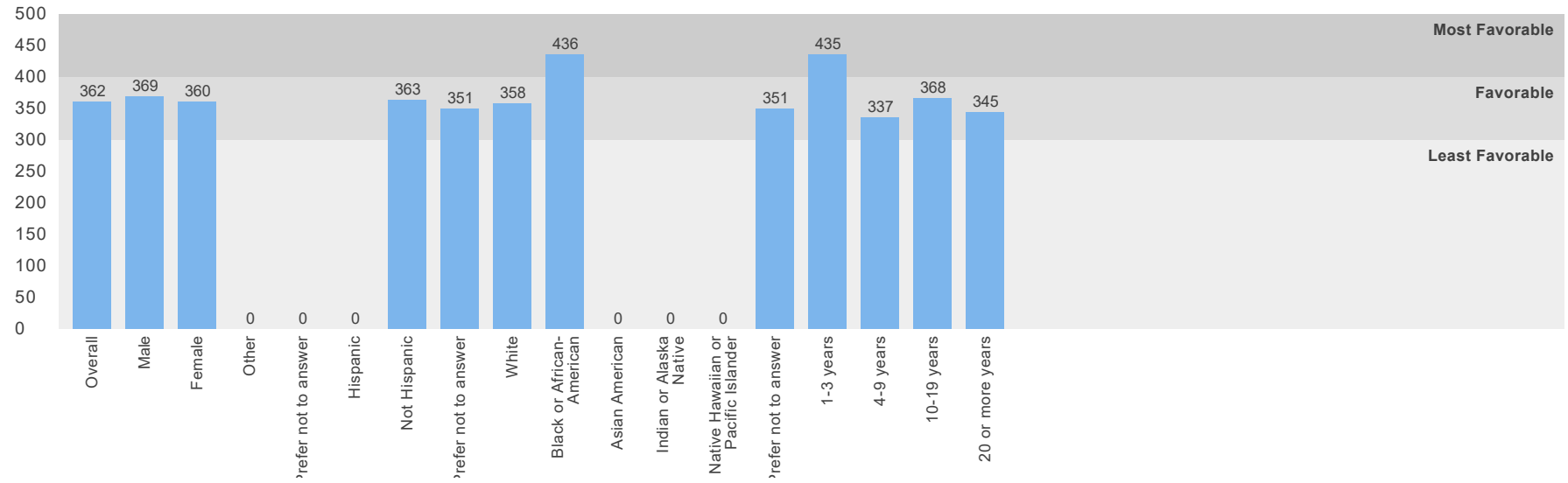
Environment



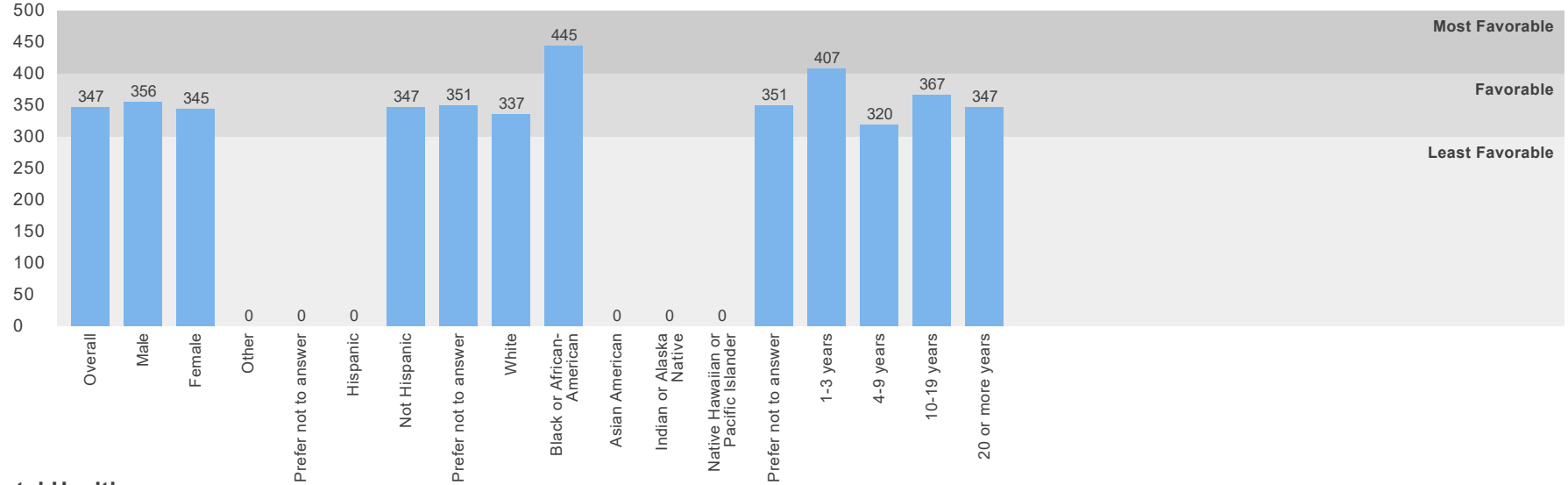
Physical Environment



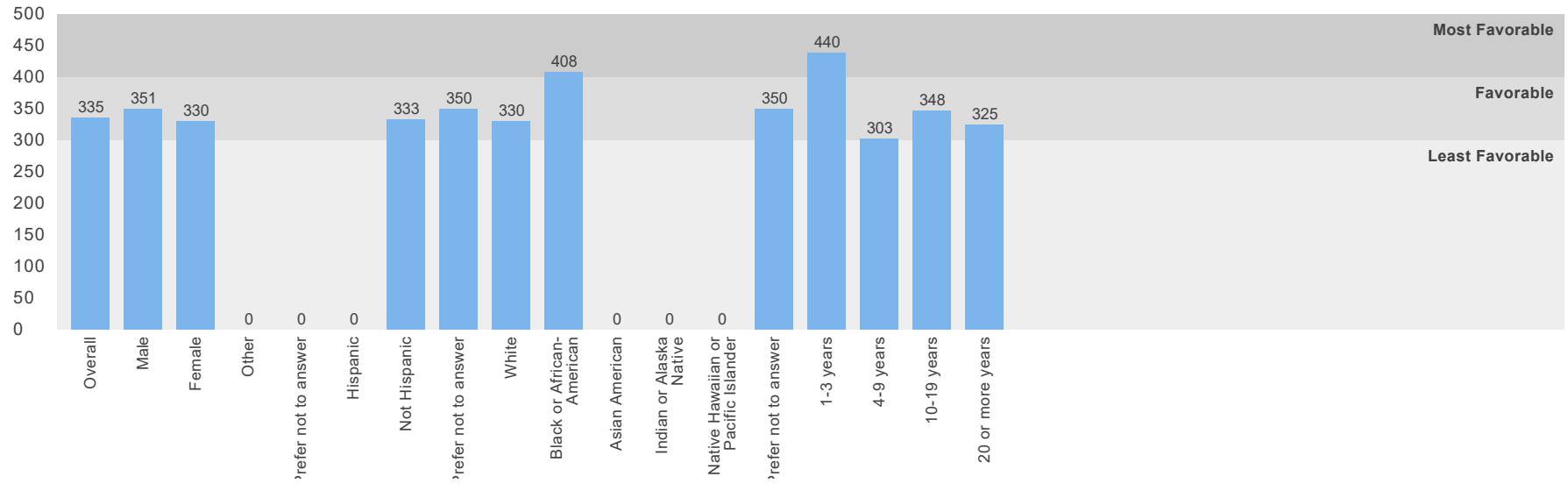
Instruction Environment



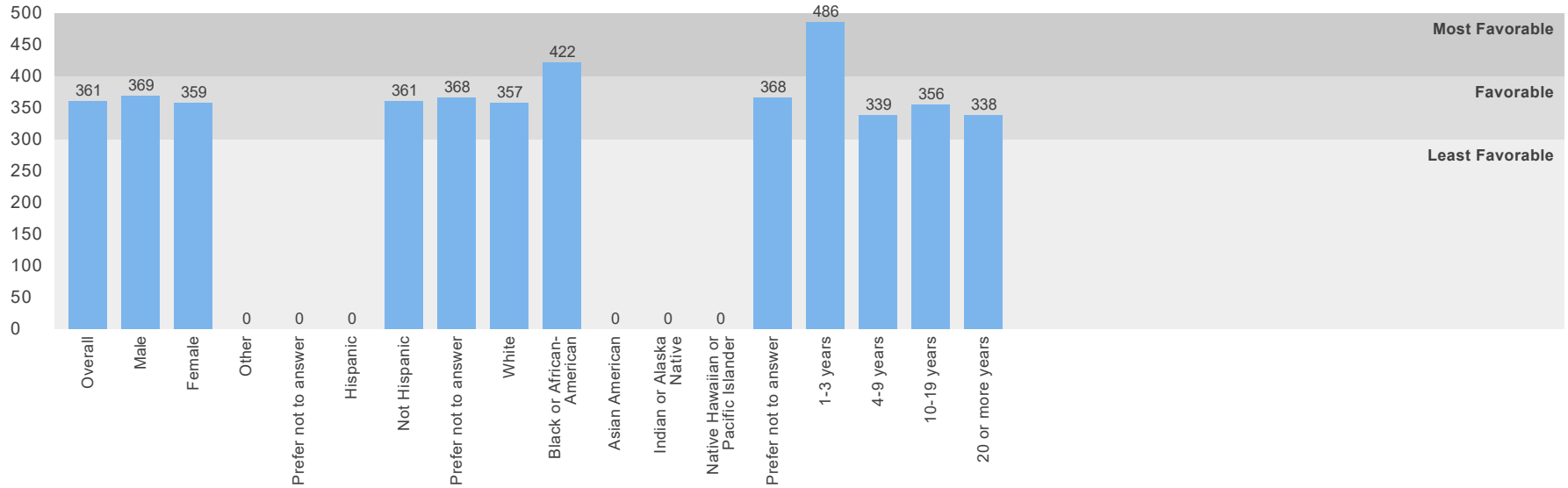
Physical Health



Mental Health



Discipline



Number of Submissions: 26

The top percentage is for this school, the bottom is for the district

	Male	Female	Other	Prefer not to answer
Are you male or female?	19%	81%	0%	0%
	16%	78%	0%	6%

	Hispanic	Not Hispanic	Prefer not to answer
Are you of Hispanic or Latino origin?	0%	96%	4%
	0%	88%	12%

	White	Black or African-American	Asian American	Indian or Alaska Native	Native Hawaiian or Pacific Islander	Prefer not to answer

What is your race?	88%	8%	0%	0%	0%	4%
	88%	2%	0%	0%	0%	11%

	1-3 years	4-9 years	10-19 years	20 or more years
How many years have you been working at this school?	13%	29%	33%	25%
	29%	21%	31%	19%

	Strongly Agree	Agree	Disagree	Strongly Disagree
At this school, all students are treated equally, regardless of whether their parents are rich or poor.	31%	50%	19%	0%
	41%	46%	12%	1%
This school encourages students to take challenging classes no matter their race, ethnicity, nationality, and/or cultural background (e.g., honor level courses, gifted courses, AP or IB courses).	32%	60%	8%	0%
	45%	51%	4%	0%
This school provides instructional materials (e.g., textbooks or handouts) that reflect students' cultural background, ethnicity and identity.	14%	76%	10%	0%
	34%	61%	6%	0%
This school emphasizes showing respect for all students' cultural beliefs and practices.	52%	43%	5%	0%
	59%	39%	3%	0%
This school provides effective resources and training for teaching students with Individualized Education Programs (IEPs) across different languages and cultures.	36%	50%	9%	5%
	41%	43%	14%	3%
This school provides effective supports for students needing alternative modes of communication (e.g., manual signs, communication boards, computer-based devices, picture exchange systems, Braille).	39%	61%	0%	0%
	42%	55%	1%	3%
This school helps parents find community supports for their students who need them.	22%	65%	13%	0%
	29%	61%	8%	3%
Staff at this school do a good job helping parents to support their children's learning at home.	33%	54%	13%	0%
	36%	57%	5%	1%
Staff at this school do a good job helping parents understand when their child needs to learn social and emotional skills.	22%	61%	17%	0%
	28%	64%	8%	0%
At this school the staff get along well.	23%	68%	9%	0%
	34%	58%	6%	3%

At this school there is a feeling of trust among the staff.	8% 25%	80% 59%	12% 11%	0% 4%
At this school students get along well with the staff.	16% 32%	80% 64%	4% 3%	0% 1%
Administrators ask staff to be involved in making decisions.	8% 19%	50% 54%	38% 22%	4% 5%
Staff at this school have many informal opportunities to influence what happens within the school.	8% 18%	63% 58%	25% 19%	4% 5%
At this school, students are given the opportunity to take part in decision making.	12% 14%	73% 59%	12% 23%	4% 4%
This school provides students with opportunities to take a lead role in organizing programs and activities.	35% 28%	62% 53%	4% 18%	0% 1%
Students are encouraged to get involved in extra-curricular activities.	42% 36%	54% 59%	4% 4%	0% 1%
I feel like I belong.	25% 38%	71% 53%	4% 5%	0% 4%
I feel satisfied with the recognition I get for doing a good job.	19% 30%	54% 47%	19% 14%	8% 9%
I feel comfortable discussing feelings, worries, and frustrations with my supervisor.	31% 40%	35% 38%	27% 14%	8% 8%
This school inspires me to do the very best at my job.	23% 38%	54% 46%	23% 13%	0% 4%
People at this school care about me as a person.	16% 33%	72% 54%	12% 9%	0% 4%
I can manage almost any student behavior problem.	16% 29%	68% 58%	16% 12%	0% 1%
I feel safe at this school.	28% 47%	68% 48%	4% 5%	0% 0%
The following types of problems occur at this school often: Physical conflicts among students.	0% 3%	26% 15%	52% 55%	22% 27%

The following types of problems occur at this school often: robbery or theft.	0% 1%	18% 11%	45% 41%	36% 47%	
The following types of problems occur at this school often: vandalism.	9% 4%	39% 18%	35% 44%	17% 34%	
The following types of problems occur at this school often: student possession of weapons.	0% 1%	8% 4%	54% 35%	38% 60%	
The following types of problems occur at this school often: sexual assault or dating violence.	0% 1%	13% 5%	52% 35%	35% 58%	
The following types of problems occur at this school often: physical abuse of teachers.	0% 1%	0% 1%	43% 38%	57% 59%	
The following types of problems occur at this school often: student verbal abuse of teachers.	4% 4%	20% 13%	56% 51%	20% 32%	
I think that bullying is a frequent problem at this school.	4% 5%	38% 23%	50% 57%	8% 14%	
I think that cyberbullying is a frequent problem among students at this school.	4% 5%	42% 27%	46% 48%	8% 20%	
Staff at this school always stop bullying when they see it.	13% 29%	75% 59%	13% 10%	0% 1%	
Staff at this school are teased or picked on about their race or ethnicity.	4% 3%	8% 8%	54% 35%	33% 54%	
Staff at this school are teased or picked on about their cultural background or religion.	0% 1%	9% 6%	57% 37%	35% 55%	
Staff at this school are teased or picked on about their physical or mental disability.	0% 1%	8% 9%	63% 35%	29% 54%	
Staff at this school are teased or picked on about their sexuality.	0% 1%	4% 6%	61% 37%	35% 55%	
		Not a Problem	Small Problem	Somewhat a Problem	Large Problem
At this school, how much of a problem is student drug use?	13% 56%	33% 23%	38% 15%	17% 5%	

At this school, how much of a problem is student use of electronic cigarettes?	8% 54%	36% 23%	40% 18%	16% 5%
At this school, how much of a problem is student use of tobacco (e.g., cigarettes, chew, cigars)?	36% 66%	28% 19%	32% 14%	4% 1%
At this school, how much of a problem is student alcohol use?	16% 56%	36% 24%	32% 14%	16% 5%

	Strongly Agree	Agree	Disagree	Strongly Disagree
This school collaborates well with community organizations to help address youth substance use problems.	14% 17%	57% 60%	29% 20%	0% 3%
This school has adequate resources to address substance use prevention.	17% 21%	57% 57%	22% 21%	4% 1%
At this school, first-time violations of alcohol or other drug policies are punished by at least an out-of-school suspension.	0% 12%	79% 73%	16% 14%	5% 2%
This school has programs, resources, and/or policies to prevent substance abuse.	10% 17%	62% 62%	29% 20%	0% 2%
This school has programs that address substance use among students.	5% 13%	67% 63%	24% 23%	5% 2%
I know what to do if there is an emergency, natural disaster (tornado, flood) or a dangerous situation (e.g., violent person on campus) during the school day.	19% 39%	73% 55%	8% 4%	0% 3%
This school has a written plan that describes procedures to be performed in shootings.	12% 37%	80% 54%	8% 4%	0% 5%
This school has a written plan that clearly describes procedures to be performed in natural disasters (e.g., earthquakes or tornadoes).	13% 38%	75% 49%	13% 9%	0% 4%
This school or school district provides effective training in safety procedures to staff (e.g., lockdown training or fire drills).	31% 43%	58% 49%	12% 6%	0% 1%
My work is hindered by poor heating, cooling, and/or lighting systems at this school.	4% 14%	12% 16%	68% 44%	16% 26%
My work is hindered by insufficient workspace at this school.	0% 5%	15% 13%	73% 59%	12% 23%

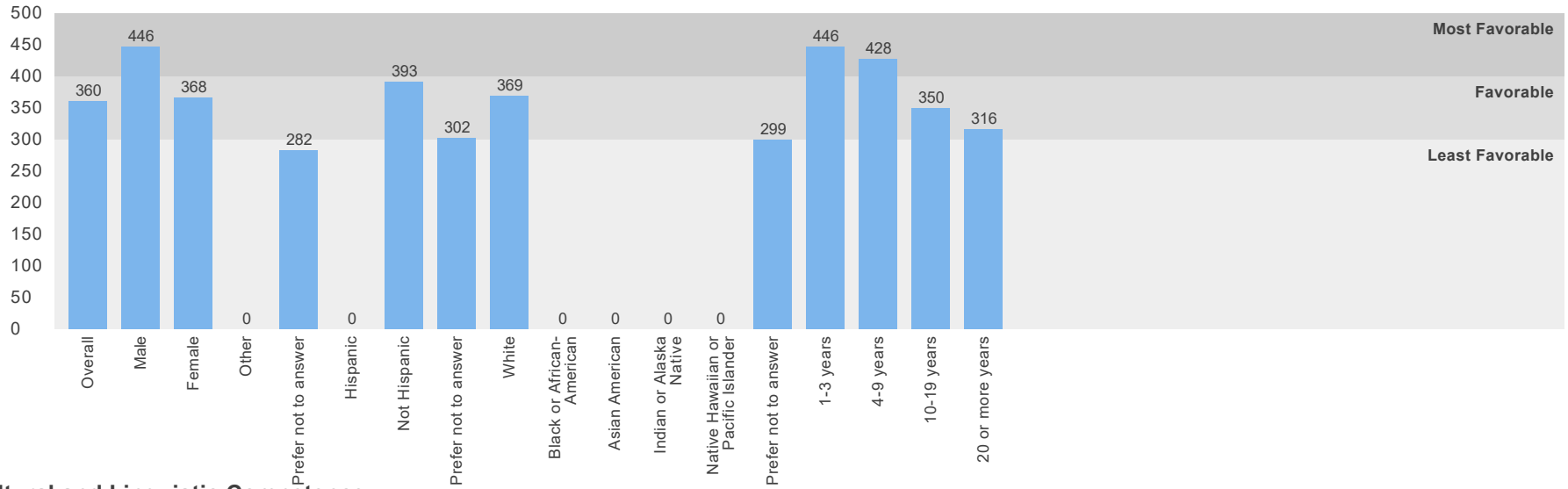
My work is hindered by a lack of materials and basic supplies at this school.	0% 3%	8% 6%	72% 56%	20% 35%
My work is hindered by inadequate or outdated equipment or facilities at this school.	0% 1%	15% 11%	69% 60%	15% 28%
This school looks clean and pleasant.	27% 35%	58% 54%	15% 11%	0% 0%
This school is an inviting work environment.	23% 36%	62% 53%	15% 10%	0% 1%
Staff at this school feel responsible to help each other do their best.	20% 30%	64% 60%	16% 9%	0% 1%
Staff at this school feel responsible when students at this school fail.	12% 20%	72% 67%	16% 12%	0% 1%
The programs and resources at this school are adequate to support students with special needs or disabilities.	27% 34%	58% 52%	12% 10%	4% 4%
Staff at this school feel that it is a part of their job to prepare students to succeed in college.	33% 27%	58% 57%	4% 14%	4% 3%
Staff at this school expect students to do their best all the time.	28% 35%	68% 57%	4% 6%	0% 1%
This school provides the materials, resources, and training necessary for me to support students' physical health and nutrition.	14% 18%	64% 64%	18% 15%	5% 3%
This school places a priority on making healthy food choices.	17% 14%	54% 58%	21% 18%	8% 9%
This school places a priority on students' health needs.	16% 22%	68% 68%	12% 8%	4% 3%
This school places a priority on students' physical activity.	16% 23%	68% 69%	12% 5%	4% 3%
This school places a priority on addressing students' mental health needs.	13% 22%	67% 59%	17% 14%	4% 4%
This school places a priority on teaching students strategies to manage their stress levels.	5% 20%	52% 54%	38% 23%	5% 3%
This school provides the materials, resources, and training necessary for me to support students'	5%	68%	27%	0%

social or emotional needs.	18%	61%	18%	3%
This school provides quality counseling or other services to help students with social or emotional needs.	20% 26%	52% 57%	24% 13%	4% 4%
Staff at this school are clearly informed about school policies and procedures.	16% 25%	76% 65%	8% 5%	0% 5%
Staff at this school recognize students for positive behavior.	32% 41%	60% 54%	8% 5%	0% 0%
Staff at this school encourage students to think about how their actions affect others.	13% 35%	75% 59%	13% 5%	0% 0%
School rules are applied equally to all students.	18% 33%	50% 46%	23% 15%	9% 6%
Discipline is fair.	14% 31%	55% 51%	32% 17%	0% 1%
Staff at this school help students develop strategies to understand and control their feelings and actions.	13% 28%	71% 61%	13% 8%	4% 3%
This school effectively handles student discipline and behavior problems.	14% 23%	59% 56%	27% 17%	0% 4%
Staff at this school work together to ensure an orderly environment.	13% 29%	75% 59%	13% 9%	0% 3%

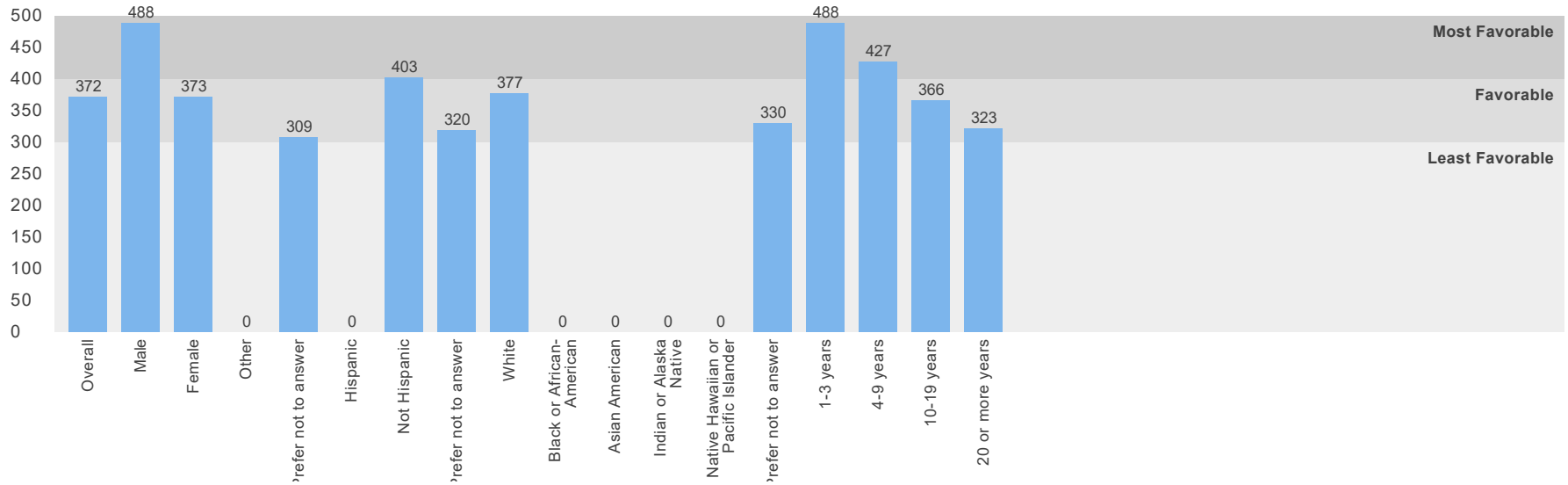
BETHLEHEM CENTRAL MS

Scale Scores by Demographic

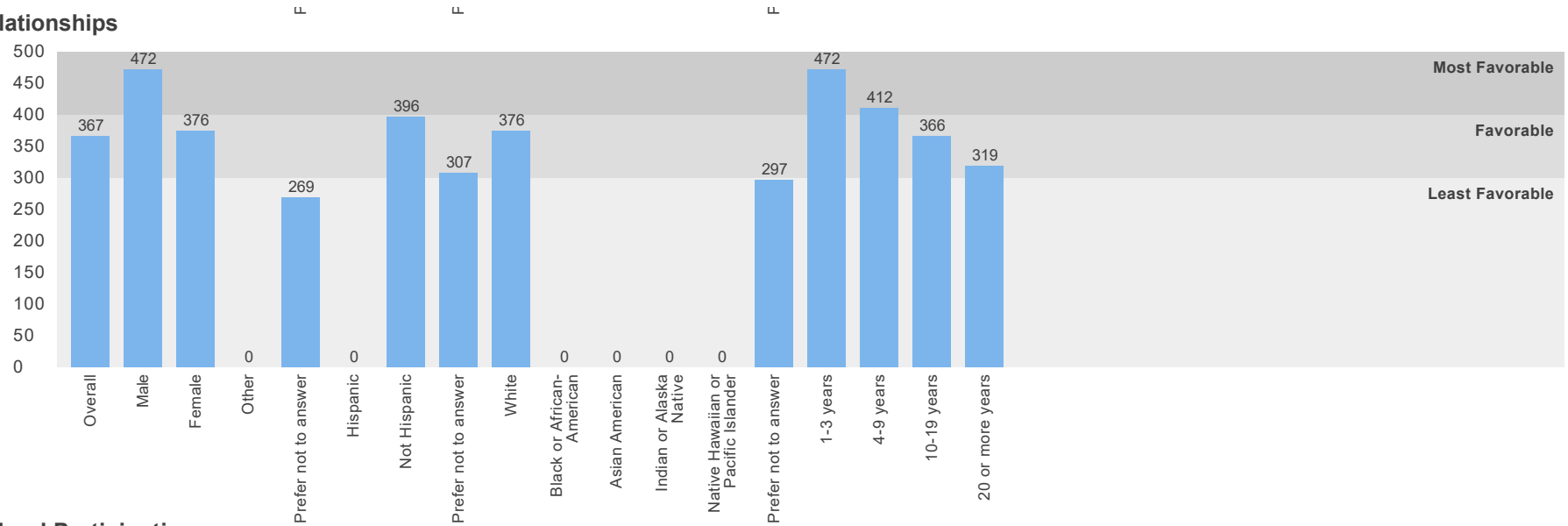
Engagement



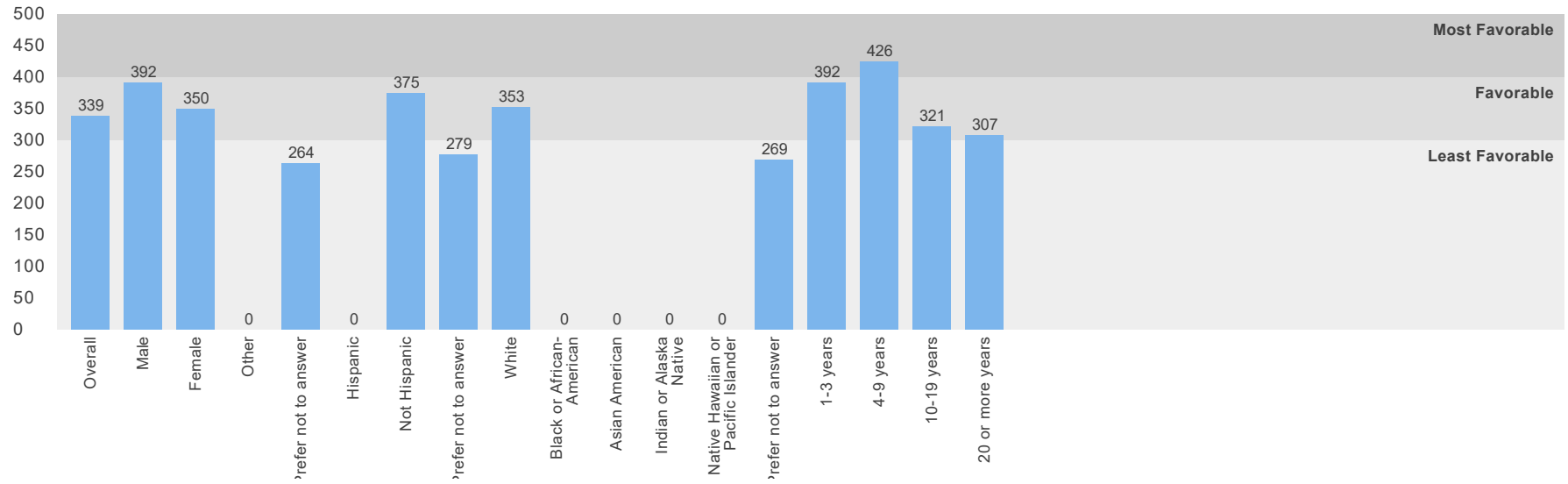
Cultural and Linguistic Competence



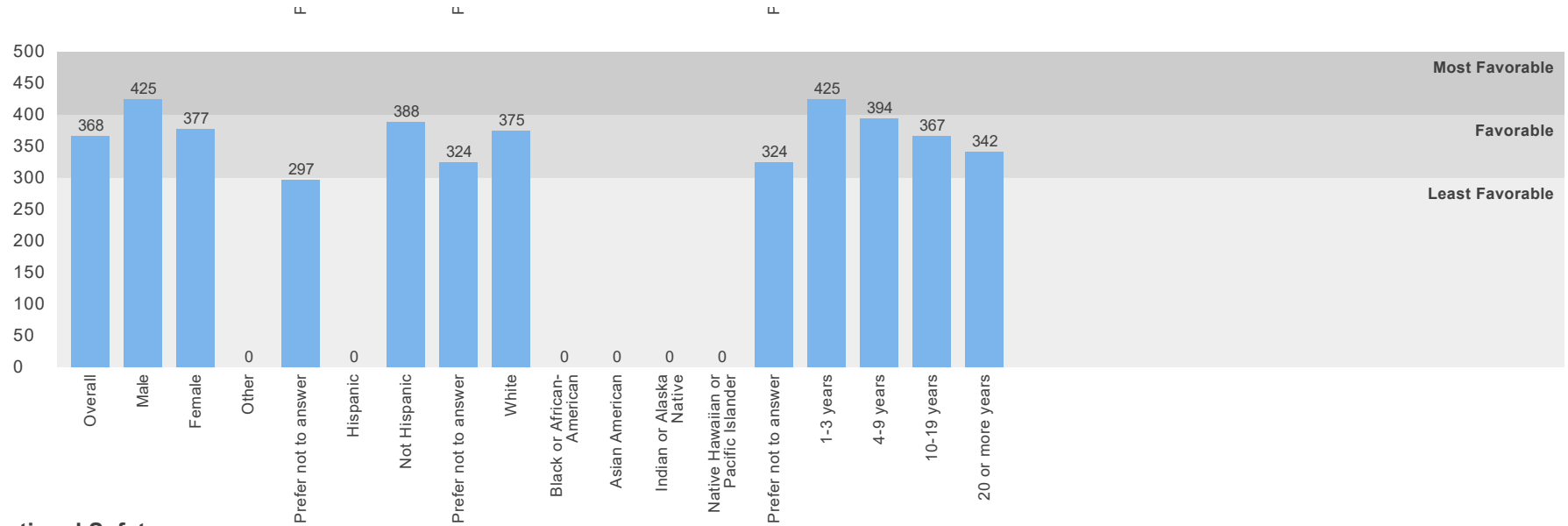
Relationships



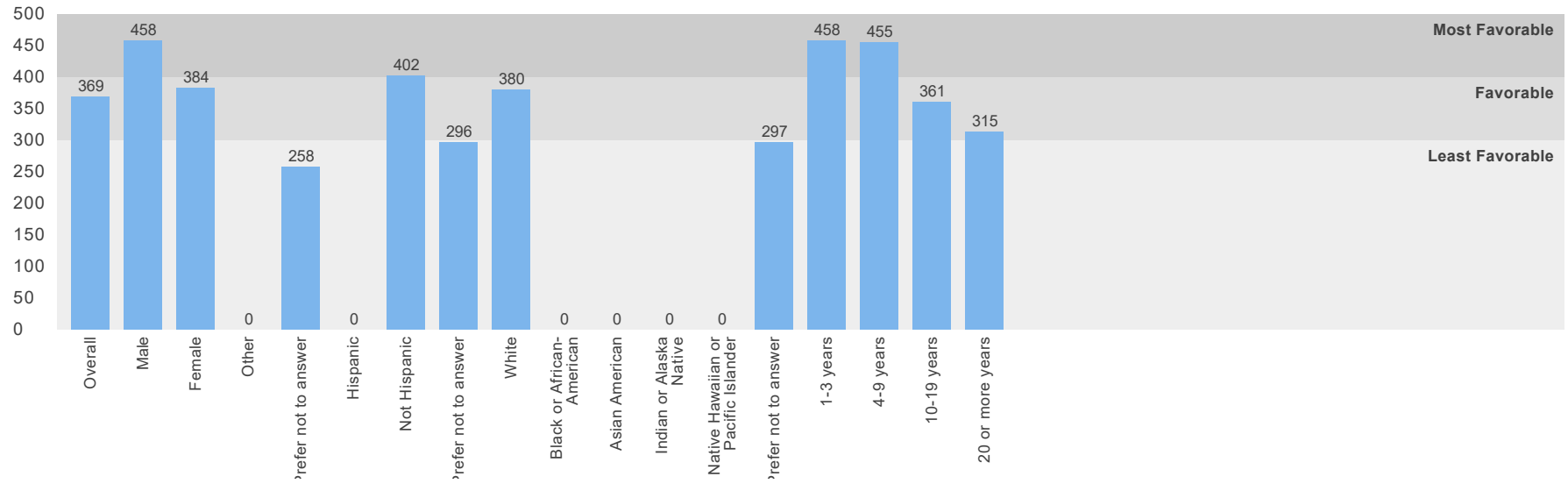
School Participation



Safety



Emotional Safety

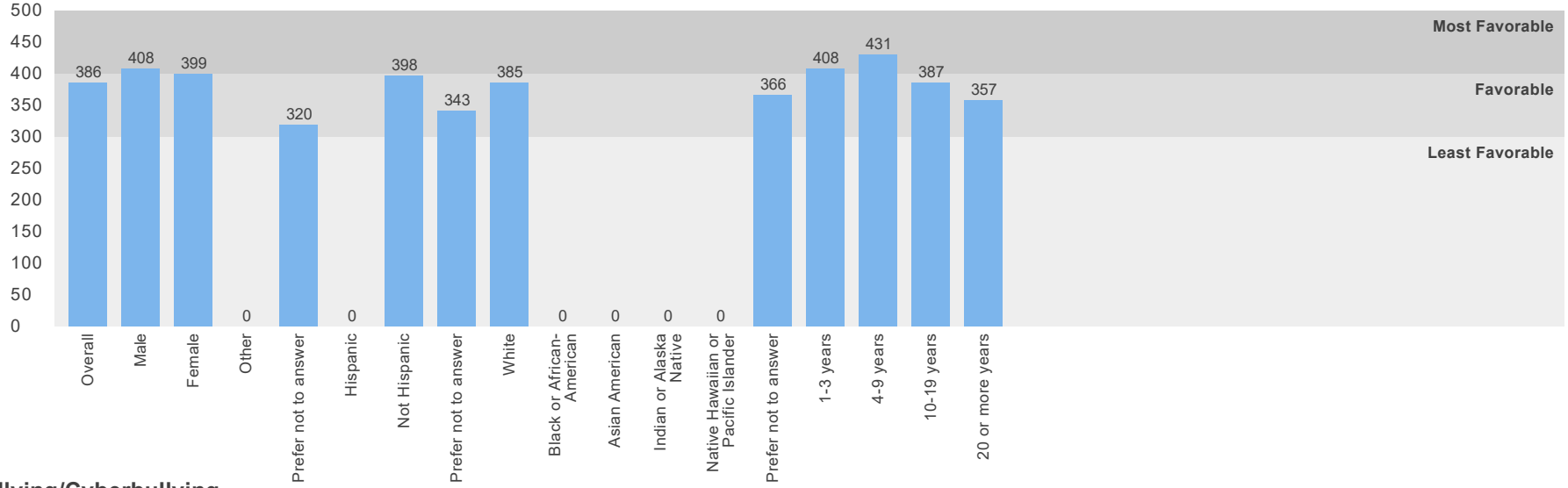


Physical Safety

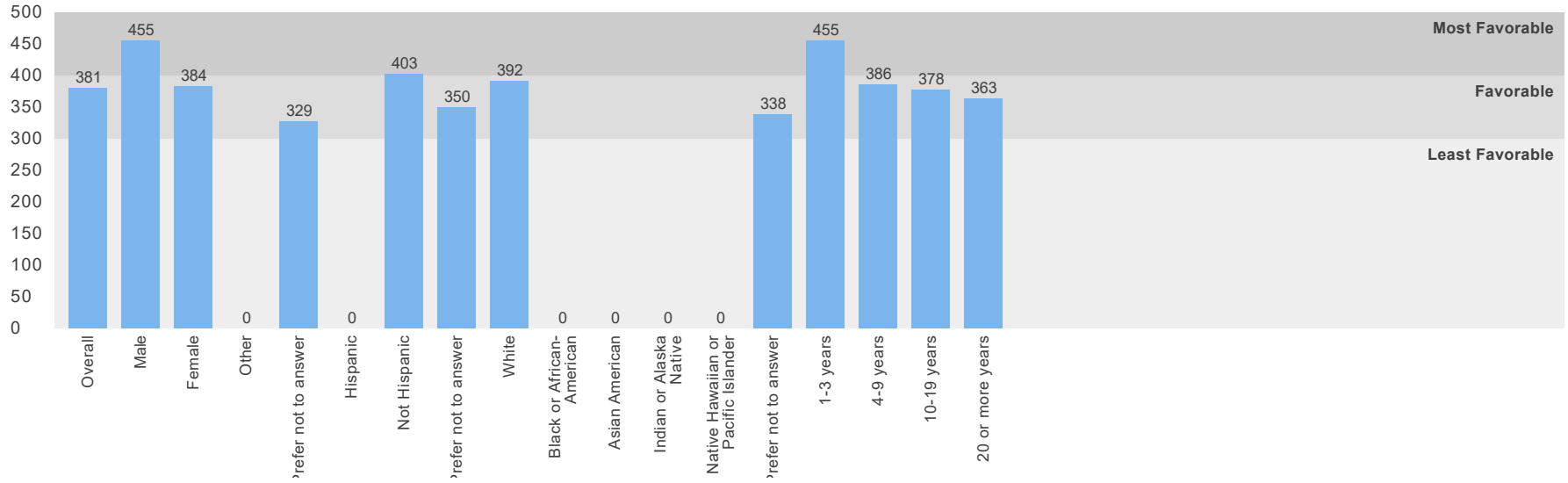
F

F

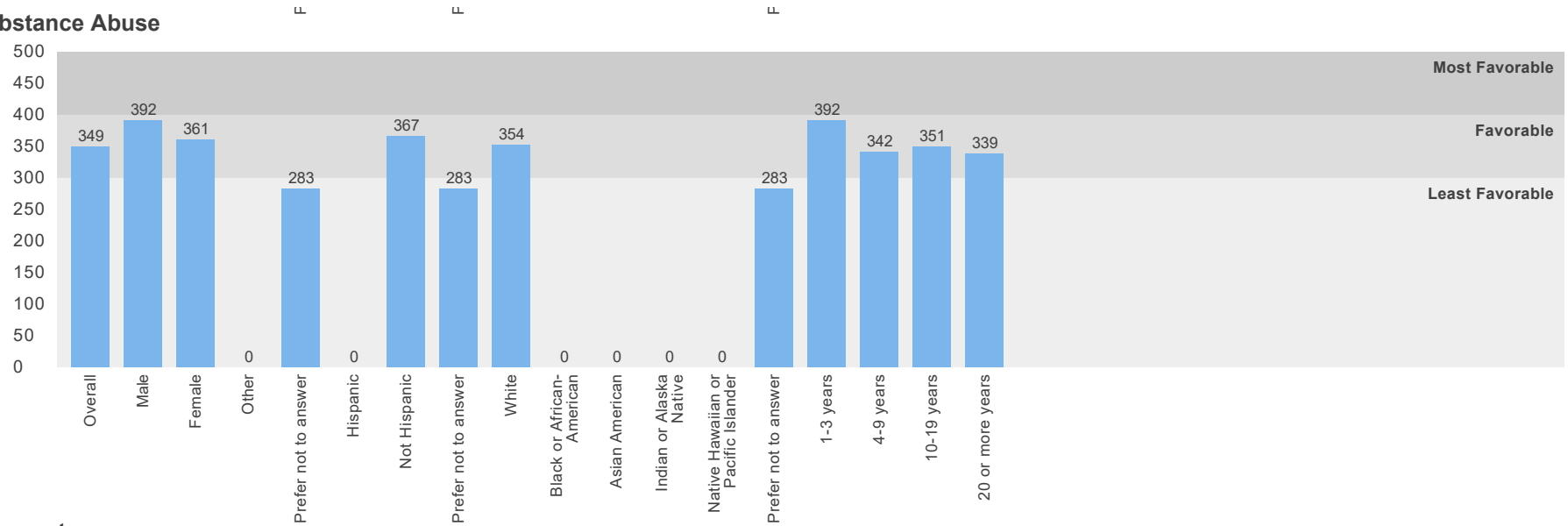
F



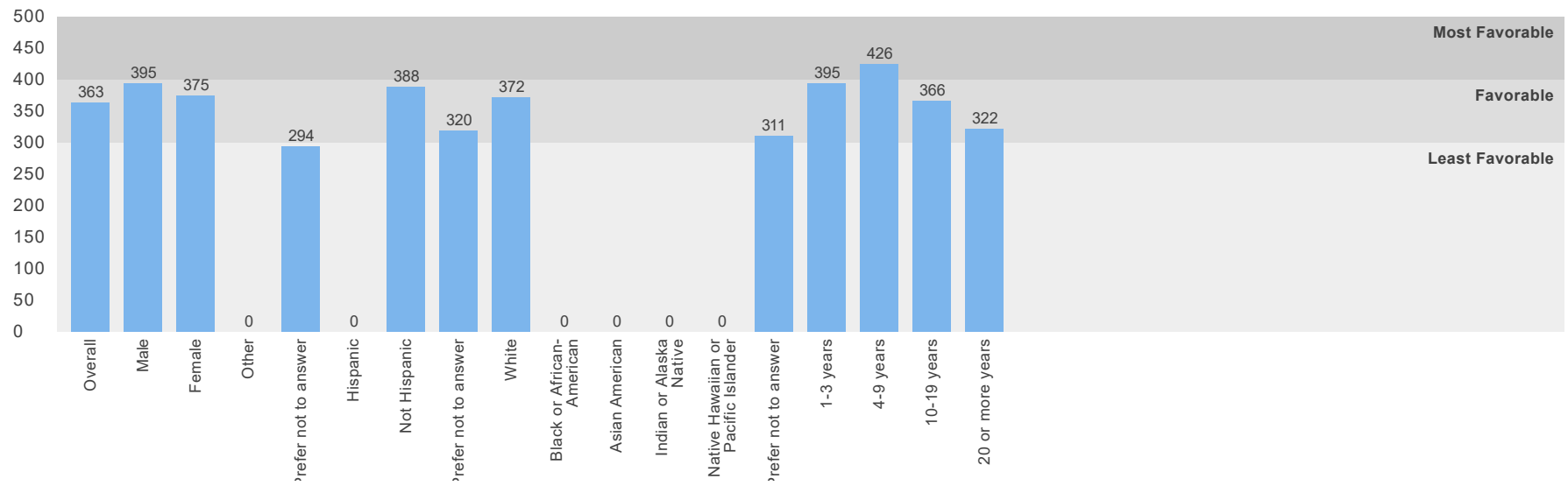
Bullying/Cyberbullying



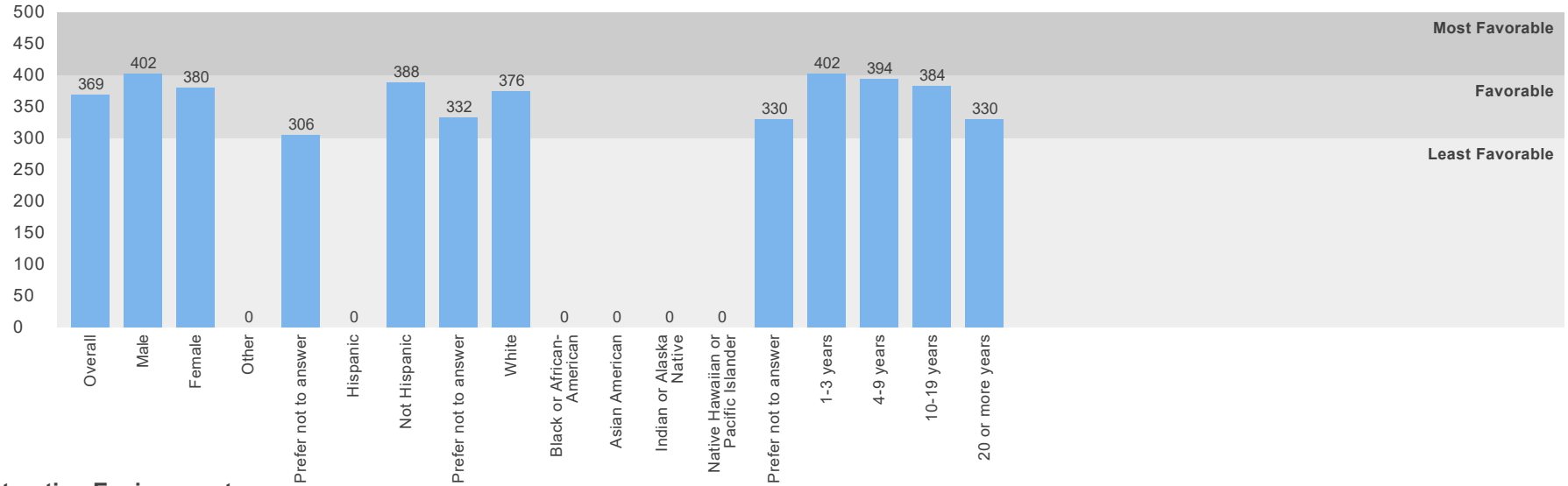
Substance Abuse



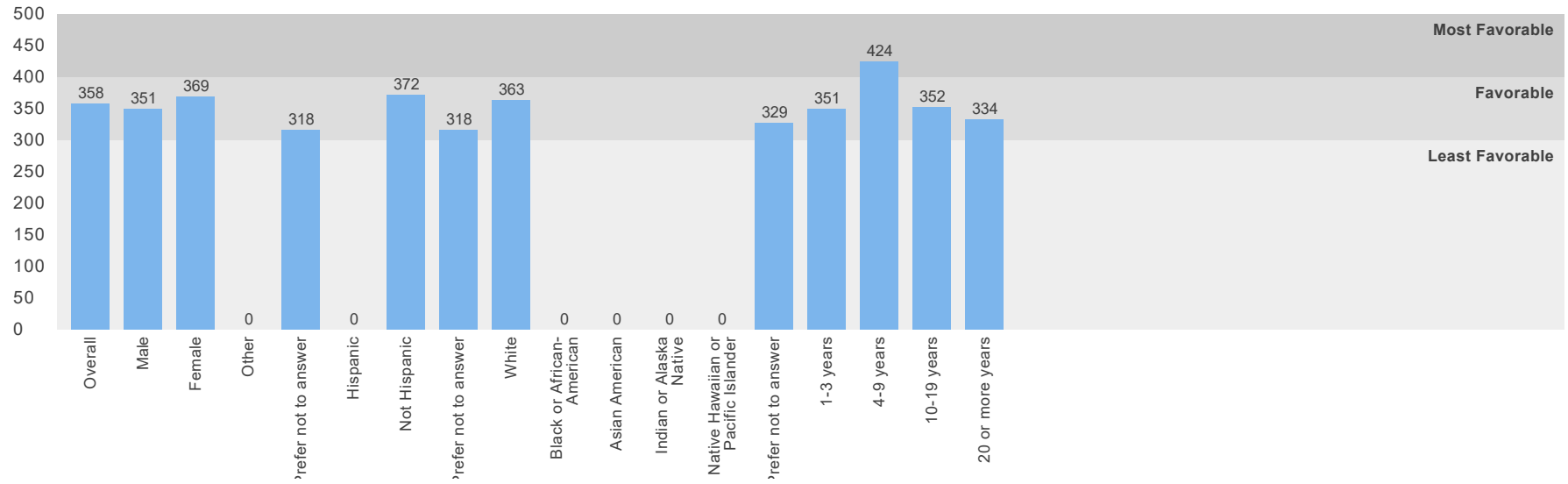
Environment



Physical Environment

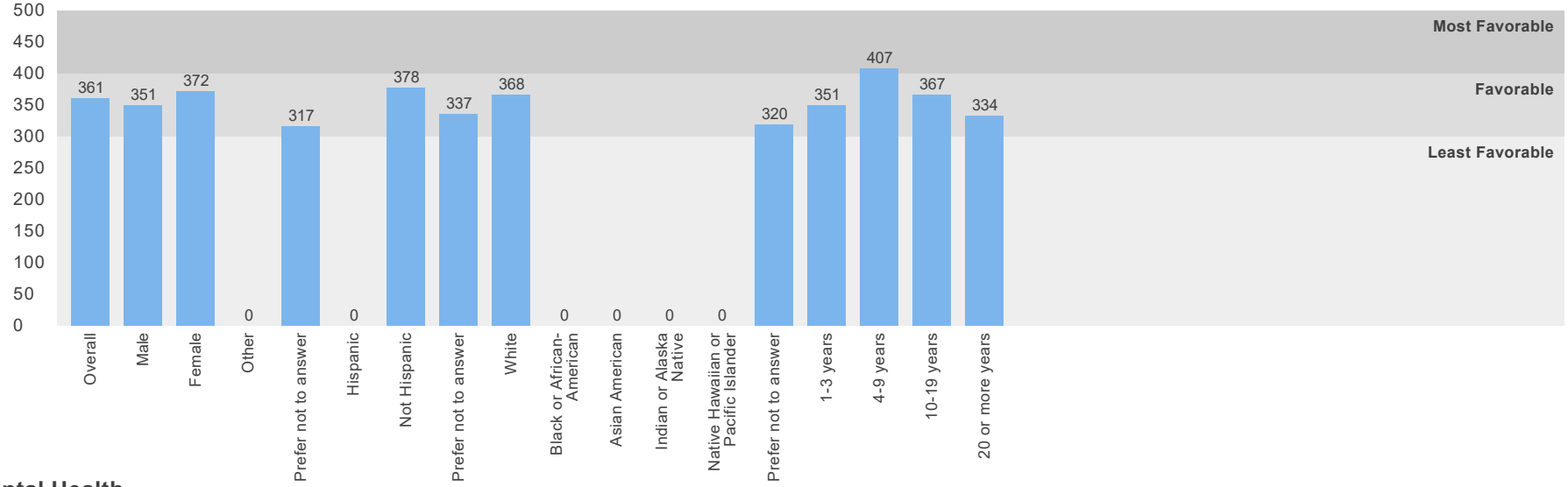


Instruction Environment

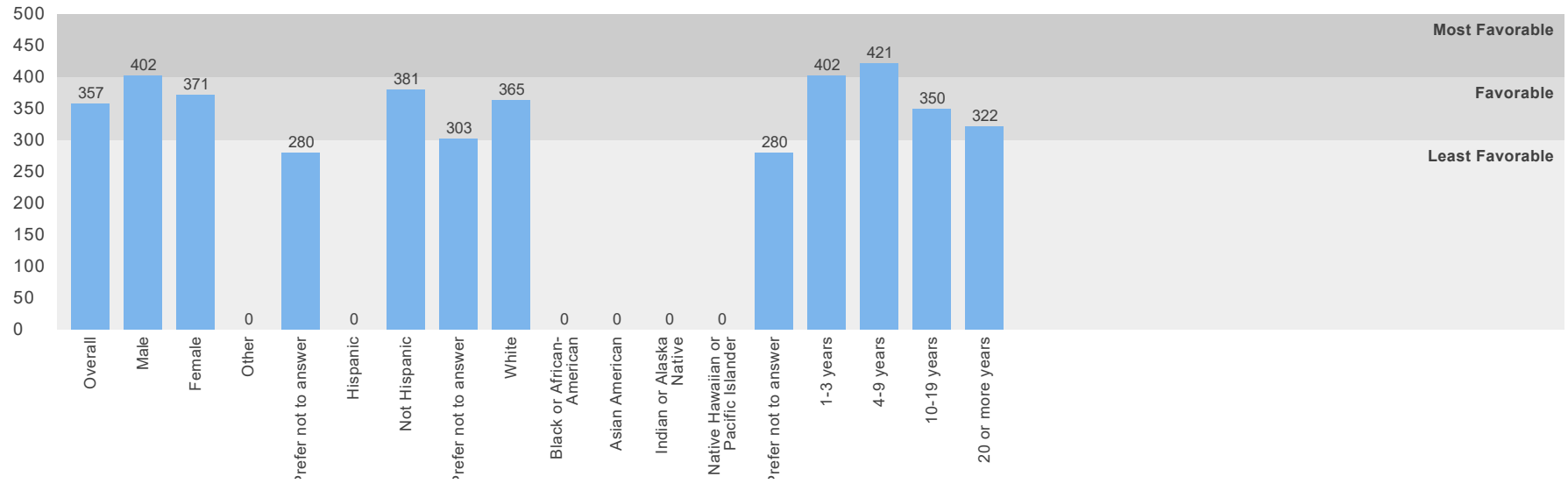


Physical Health

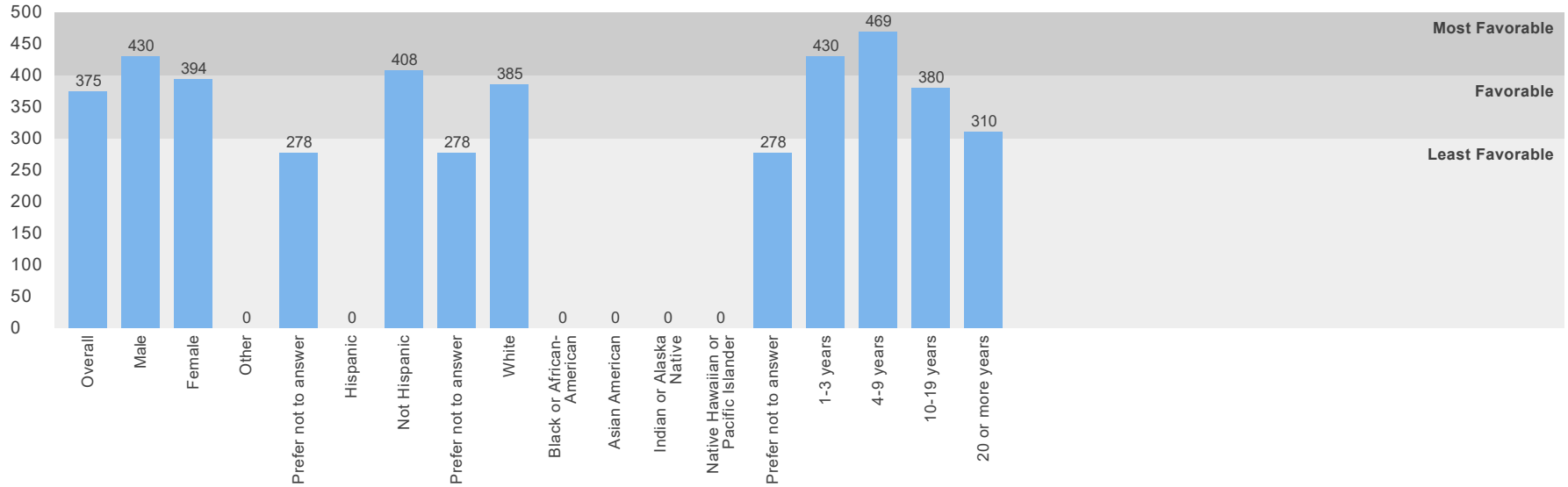
F F F



Mental Health



Discipline



Number of Submissions: 12

The top percentage is for this school, the bottom is for the district

	Male	Female	Other	Prefer not to answer
Are you male or female?	8% 16%	75% 78%	0% 0%	17% 6%

	Hispanic	Not Hispanic	Prefer not to answer
Are you of Hispanic or Latino origin?	0% 0%	70% 88%	30% 12%

	White	Black or African-American	Asian American	Indian or Alaska Native	Native Hawaiian or Pacific Islander	Prefer not to answer

What is your race?	83%	0%	0%	0%	0%	25%
	88%	2%	0%	0%	0%	11%

	1-3 years	4-9 years	10-19 years	20 or more years
How many years have you been working at this school?	8%	17%	42%	33%
	29%	21%	31%	19%

	Strongly Agree	Agree	Disagree	Strongly Disagree
At this school, all students are treated equally, regardless of whether their parents are rich or poor.	17%	58%	17%	8%
	41%	46%	12%	1%
This school encourages students to take challenging classes no matter their race, ethnicity, nationality, and/or cultural background (e.g., honor level courses, gifted courses, AP or IB courses).	30%	70%	0%	0%
	45%	51%	4%	0%
This school provides instructional materials (e.g., textbooks or handouts) that reflect students' cultural background, ethnicity and identity.	20%	70%	10%	0%
	34%	61%	6%	0%
This school emphasizes showing respect for all students' cultural beliefs and practices.	33%	58%	8%	0%
	59%	39%	3%	0%
This school provides effective resources and training for teaching students with Individualized Education Programs (IEPs) across different languages and cultures.	45%	36%	18%	0%
	41%	43%	14%	3%
This school provides effective supports for students needing alternative modes of communication (e.g., manual signs, communication boards, computer-based devices, picture exchange systems, Braille).	25%	75%	0%	0%
	42%	55%	1%	3%
This school helps parents find community supports for their students who need them.	18%	73%	0%	9%
	29%	61%	8%	3%
Staff at this school do a good job helping parents to support their children's learning at home.	18%	82%	0%	0%
	36%	57%	5%	1%
Staff at this school do a good job helping parents understand when their child needs to learn social and emotional skills.	18%	82%	0%	0%
	28%	64%	8%	0%
At this school the staff get along well.	50%	30%	0%	20%
	34%	58%	6%	3%

At this school there is a feeling of trust among the staff.	25% 25%	58% 59%	0% 11%	17% 4%
At this school students get along well with the staff.	25% 32%	58% 64%	8% 3%	8% 1%
Administrators ask staff to be involved in making decisions.	8% 19%	50% 54%	25% 22%	17% 5%
Staff at this school have many informal opportunities to influence what happens within the school.	8% 18%	58% 58%	25% 19%	8% 5%
At this school, students are given the opportunity to take part in decision making.	9% 14%	55% 59%	36% 23%	0% 4%
This school provides students with opportunities to take a lead role in organizing programs and activities.	18% 28%	55% 53%	27% 18%	0% 1%
Students are encouraged to get involved in extra-curricular activities.	42% 36%	58% 59%	0% 4%	0% 1%
I feel like I belong.	25% 38%	58% 53%	0% 5%	17% 4%
I feel satisfied with the recognition I get for doing a good job.	25% 30%	58% 47%	0% 14%	17% 9%
I feel comfortable discussing feelings, worries, and frustrations with my supervisor.	45% 40%	27% 38%	9% 14%	18% 8%
This school inspires me to do the very best at my job.	17% 38%	67% 46%	0% 13%	17% 4%
People at this school care about me as a person.	25% 33%	58% 54%	0% 9%	17% 4%
I can manage almost any student behavior problem.	45% 29%	45% 58%	9% 12%	0% 1%
I feel safe at this school.	42% 47%	42% 48%	17% 5%	0% 0%
The following types of problems occur at this school often: Physical conflicts among students.	0% 3%	8% 15%	58% 55%	33% 27%

The following types of problems occur at this school often: robbery or theft.	0% 1%	17% 11%	67% 41%	17% 47%	
The following types of problems occur at this school often: vandalism.	0% 4%	17% 18%	67% 44%	17% 34%	
The following types of problems occur at this school often: student possession of weapons.	0% 1%	0% 4%	42% 35%	58% 60%	
The following types of problems occur at this school often: sexual assault or dating violence.	0% 1%	0% 5%	50% 35%	50% 58%	
The following types of problems occur at this school often: physical abuse of teachers.	0% 1%	0% 1%	64% 38%	36% 59%	
The following types of problems occur at this school often: student verbal abuse of teachers.	8% 4%	8% 13%	58% 51%	25% 32%	
I think that bullying is a frequent problem at this school.	9% 5%	27% 23%	64% 57%	0% 14%	
I think that cyberbullying is a frequent problem among students at this school.	9% 5%	45% 27%	45% 48%	0% 20%	
Staff at this school always stop bullying when they see it.	17% 29%	75% 59%	8% 10%	0% 1%	
Staff at this school are teased or picked on about their race or ethnicity.	0% 3%	8% 8%	42% 35%	50% 54%	
Staff at this school are teased or picked on about their cultural background or religion.	0% 1%	8% 6%	42% 37%	50% 55%	
Staff at this school are teased or picked on about their physical or mental disability.	0% 1%	8% 9%	33% 35%	58% 54%	
Staff at this school are teased or picked on about their sexuality.	0% 1%	8% 6%	42% 37%	50% 55%	
		Not a Problem	Small Problem	Somewhat a Problem	Large Problem
At this school, how much of a problem is student drug use?	55% 56%	45% 23%	0% 15%	0% 5%	

At this school, how much of a problem is student use of electronic cigarettes?	55% 54%	45% 23%	0% 18%	0% 5%
At this school, how much of a problem is student use of tobacco (e.g., cigarettes, chew, cigars)?	73% 66%	27% 19%	0% 14%	0% 1%
At this school, how much of a problem is student alcohol use?	55% 56%	45% 24%	0% 14%	0% 5%

	Strongly Agree	Agree	Disagree	Strongly Disagree
This school collaborates well with community organizations to help address youth substance use problems.	0% 17%	83% 60%	17% 20%	0% 3%
This school has adequate resources to address substance use prevention.	18% 21%	64% 57%	18% 21%	0% 1%
At this school, first-time violations of alcohol or other drug policies are punished by at least an out-of-school suspension.	10% 12%	80% 73%	10% 14%	0% 2%
This school has programs, resources, and/or policies to prevent substance abuse.	20% 17%	60% 62%	10% 20%	10% 2%
This school has programs that address substance use among students.	10% 13%	60% 63%	30% 23%	0% 2%
I know what to do if there is an emergency, natural disaster (tornado, flood) or a dangerous situation (e.g., violent person on campus) during the school day.	42% 39%	58% 55%	0% 4%	0% 3%
This school has a written plan that describes procedures to be performed in shootings.	30% 37%	70% 54%	0% 4%	0% 5%
This school has a written plan that clearly describes procedures to be performed in natural disasters (e.g., earthquakes or tornadoes).	27% 38%	73% 49%	0% 9%	0% 4%
This school or school district provides effective training in safety procedures to staff (e.g., lockdown training or fire drills).	33% 43%	67% 49%	0% 6%	0% 1%
My work is hindered by poor heating, cooling, and/or lighting systems at this school.	30% 14%	10% 16%	30% 44%	30% 26%
My work is hindered by insufficient workspace at this school.	0% 5%	8% 13%	67% 59%	25% 23%

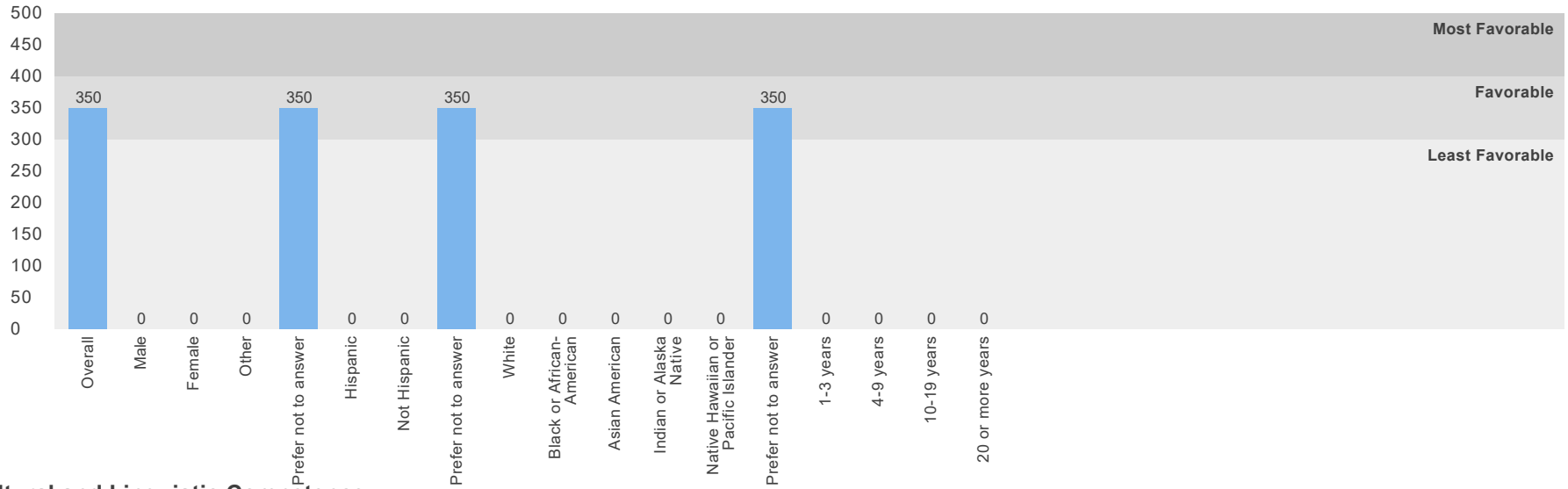
My work is hindered by a lack of materials and basic supplies at this school.	0% 3%	0% 6%	67% 56%	33% 35%
My work is hindered by inadequate or outdated equipment or facilities at this school.	0% 1%	0% 11%	67% 60%	33% 28%
This school looks clean and pleasant.	36% 35%	45% 54%	18% 11%	0% 0%
This school is an inviting work environment.	25% 36%	58% 53%	8% 10%	8% 1%
Staff at this school feel responsible to help each other do their best.	17% 30%	75% 60%	0% 9%	8% 1%
Staff at this school feel responsible when students at this school fail.	18% 20%	64% 67%	18% 12%	0% 1%
The programs and resources at this school are adequate to support students with special needs or disabilities.	25% 34%	67% 52%	8% 10%	0% 4%
Staff at this school feel that it is a part of their job to prepare students to succeed in college.	9% 27%	82% 57%	9% 14%	0% 3%
Staff at this school expect students to do their best all the time.	25% 35%	58% 57%	17% 6%	0% 1%
This school provides the materials, resources, and training necessary for me to support students' physical health and nutrition.	8% 18%	83% 64%	8% 15%	0% 3%
This school places a priority on making healthy food choices.	17% 14%	75% 58%	8% 18%	0% 9%
This school places a priority on students' health needs.	17% 22%	75% 68%	8% 8%	0% 3%
This school places a priority on students' physical activity.	25% 23%	67% 69%	8% 5%	0% 3%
This school places a priority on addressing students' mental health needs.	9% 22%	73% 59%	18% 14%	0% 4%
This school places a priority on teaching students strategies to manage their stress levels.	9% 20%	73% 54%	18% 23%	0% 3%
This school provides the materials, resources, and training necessary for me to support students'	20%	60%	20%	0%

social or emotional needs.	18%	61%	18%	3%
This school provides quality counseling or other services to help students with social or emotional needs.	36% 26%	45% 57%	18% 13%	0% 4%
Staff at this school are clearly informed about school policies and procedures.	30% 25%	50% 65%	0% 5%	20% 5%
Staff at this school recognize students for positive behavior.	27% 41%	64% 54%	9% 5%	0% 0%
Staff at this school encourage students to think about how their actions affect others.	45% 35%	55% 59%	0% 5%	0% 0%
School rules are applied equally to all students.	30% 33%	30% 46%	20% 15%	20% 6%
Discipline is fair.	36% 31%	27% 51%	27% 17%	9% 1%
Staff at this school help students develop strategies to understand and control their feelings and actions.	30% 28%	60% 61%	10% 8%	0% 3%
This school effectively handles student discipline and behavior problems.	30% 23%	50% 56%	10% 17%	10% 4%
Staff at this school work together to ensure an orderly environment.	36% 29%	45% 59%	0% 9%	18% 3%

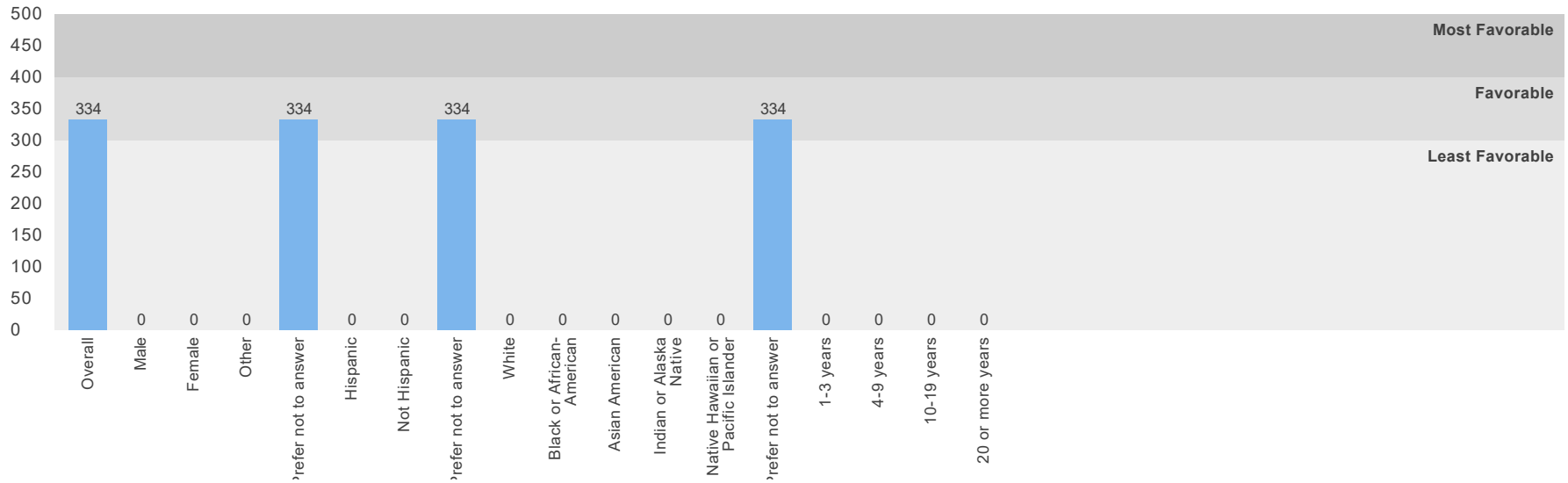
Central Office

Scale Scores by Demographic

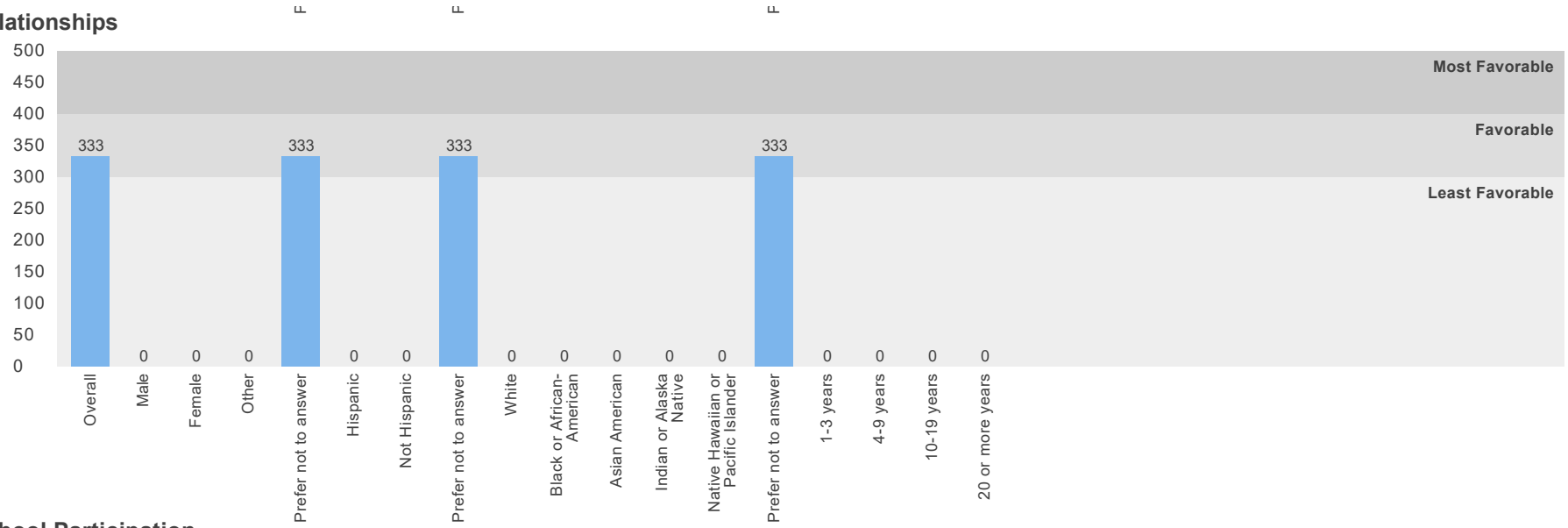
Engagement



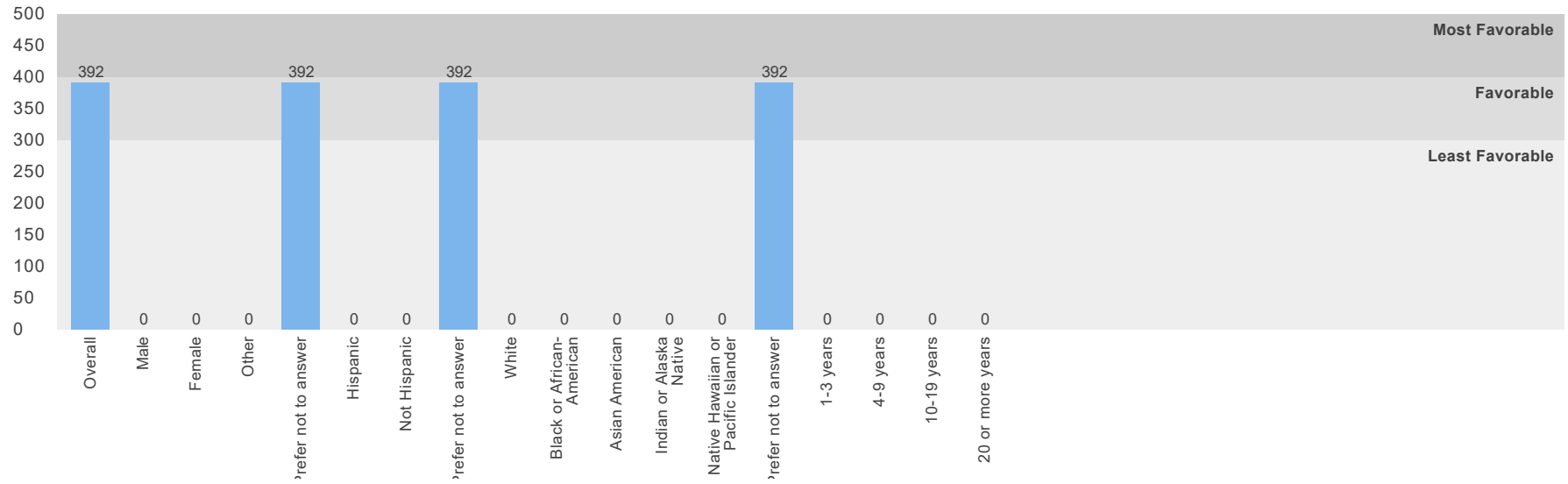
Cultural and Linguistic Competence



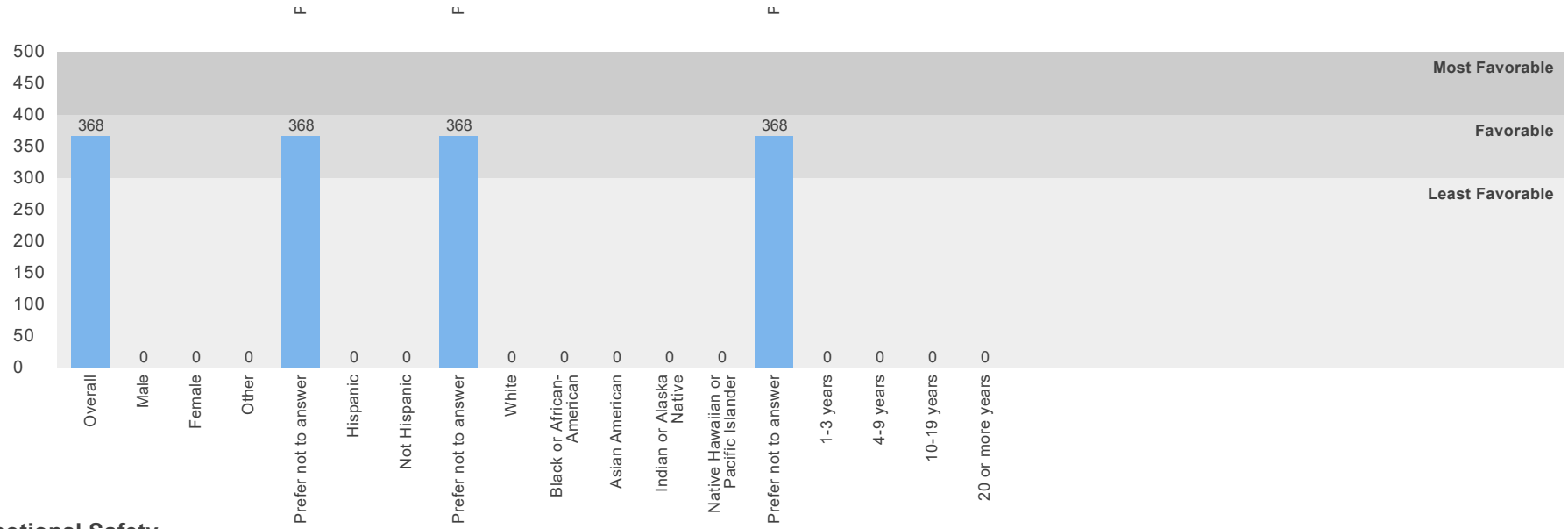
Relationships



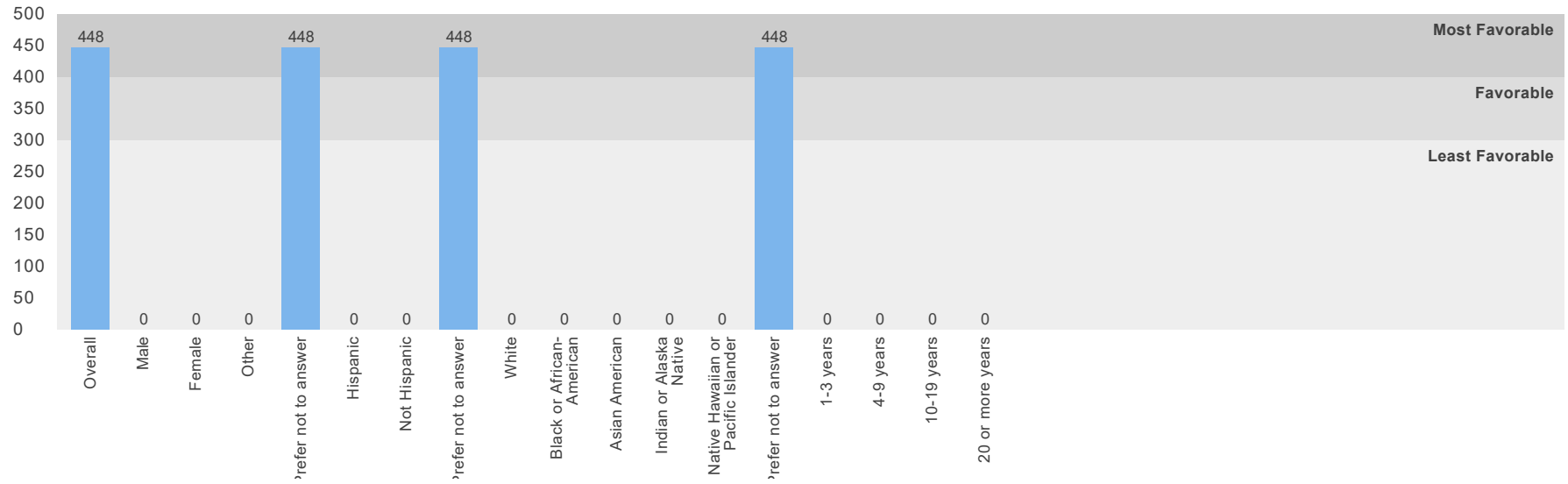
School Participation



Safety



Emotional Safety

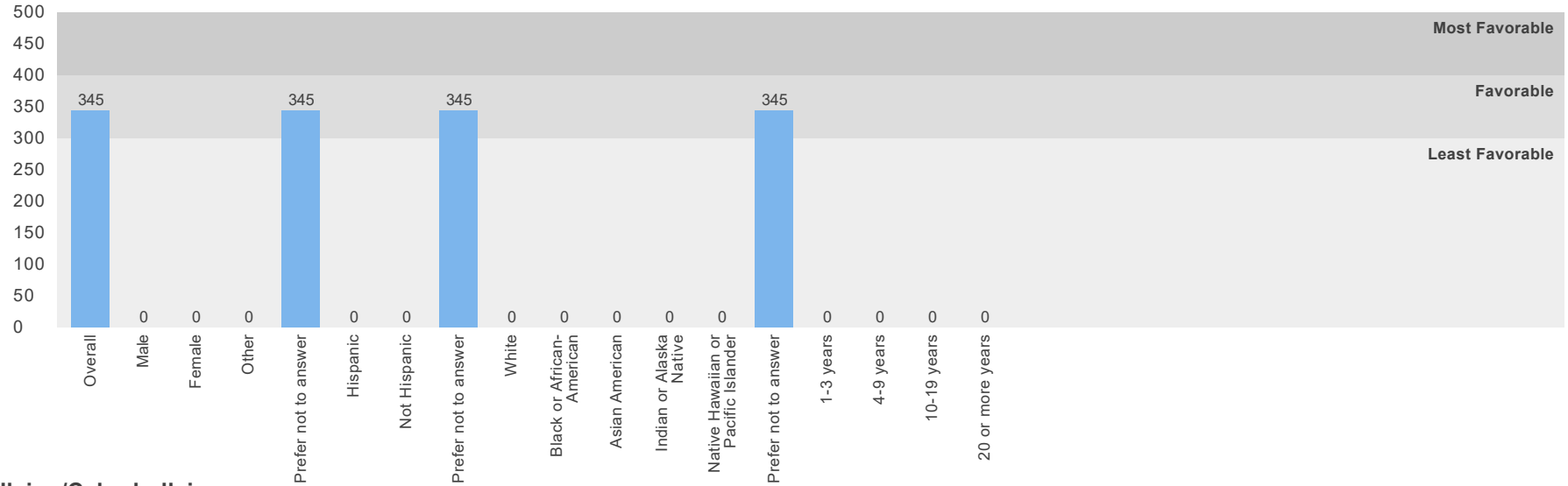


Physical Safety

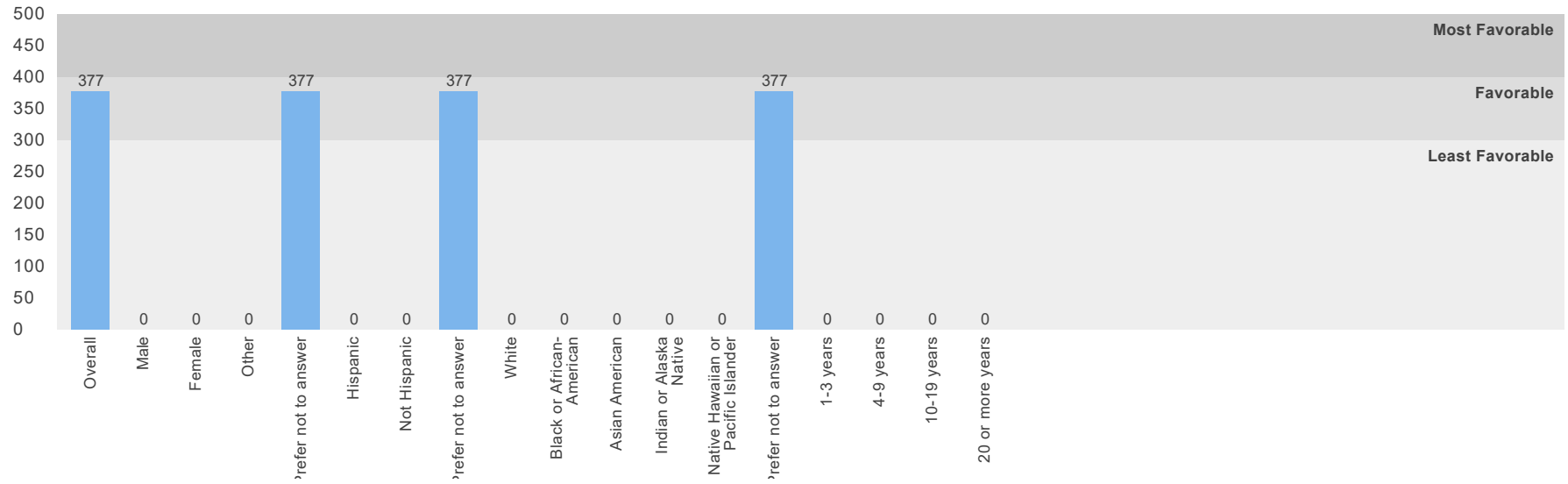
F

F

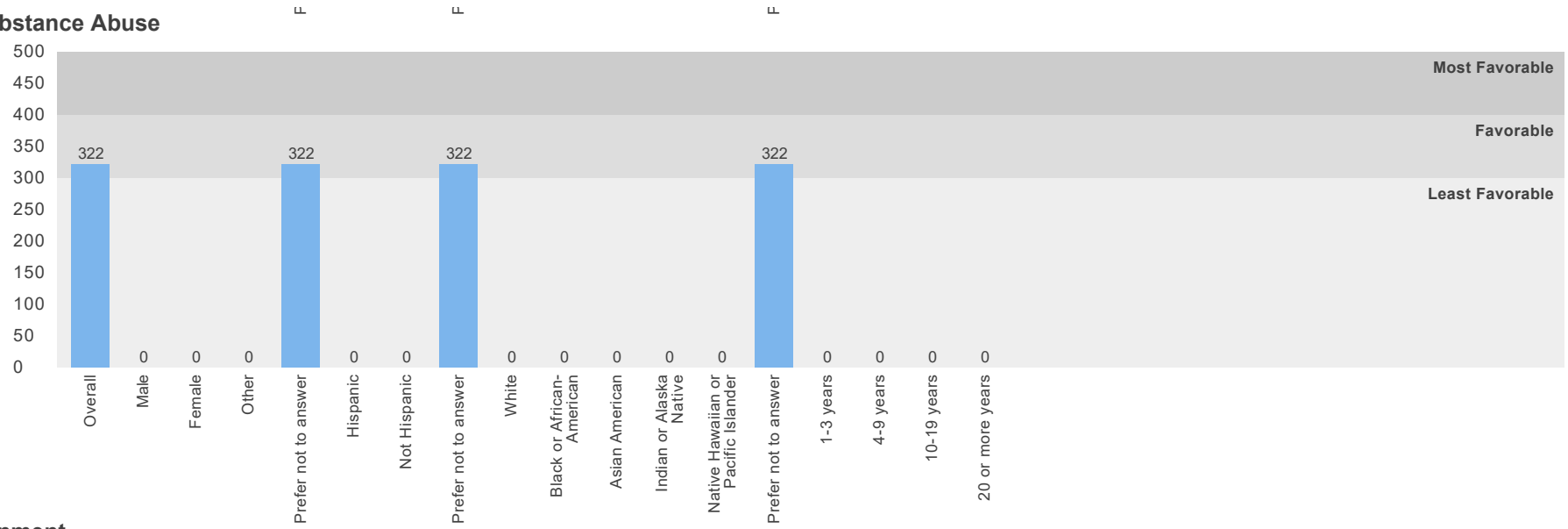
F



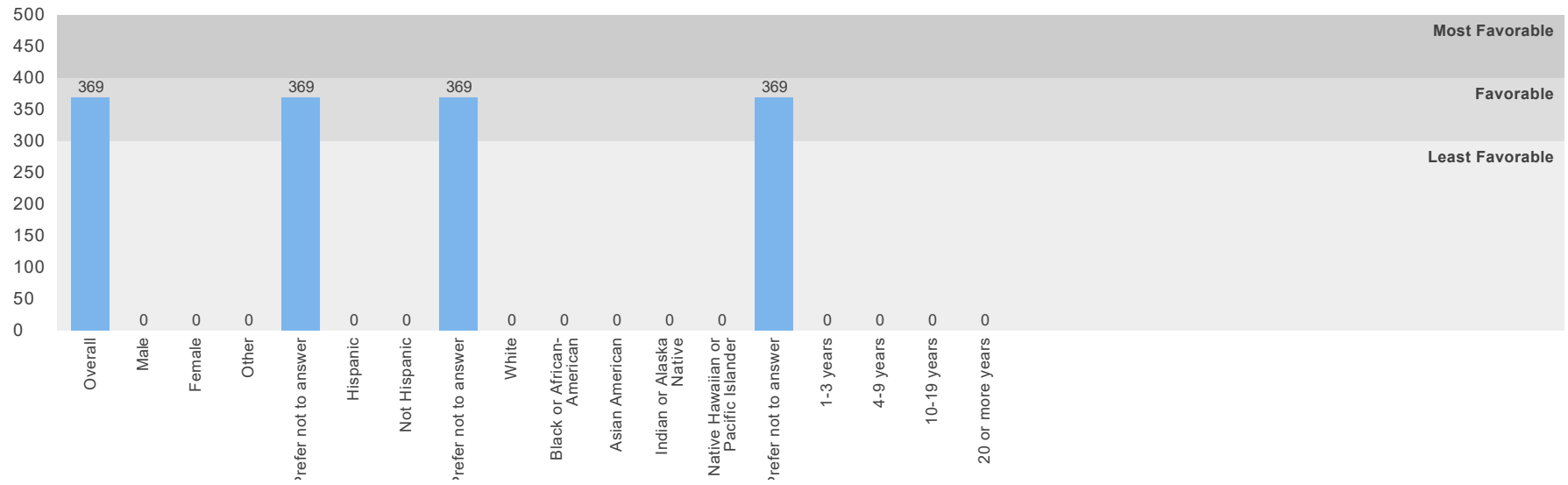
Bullying/Cyberbullying



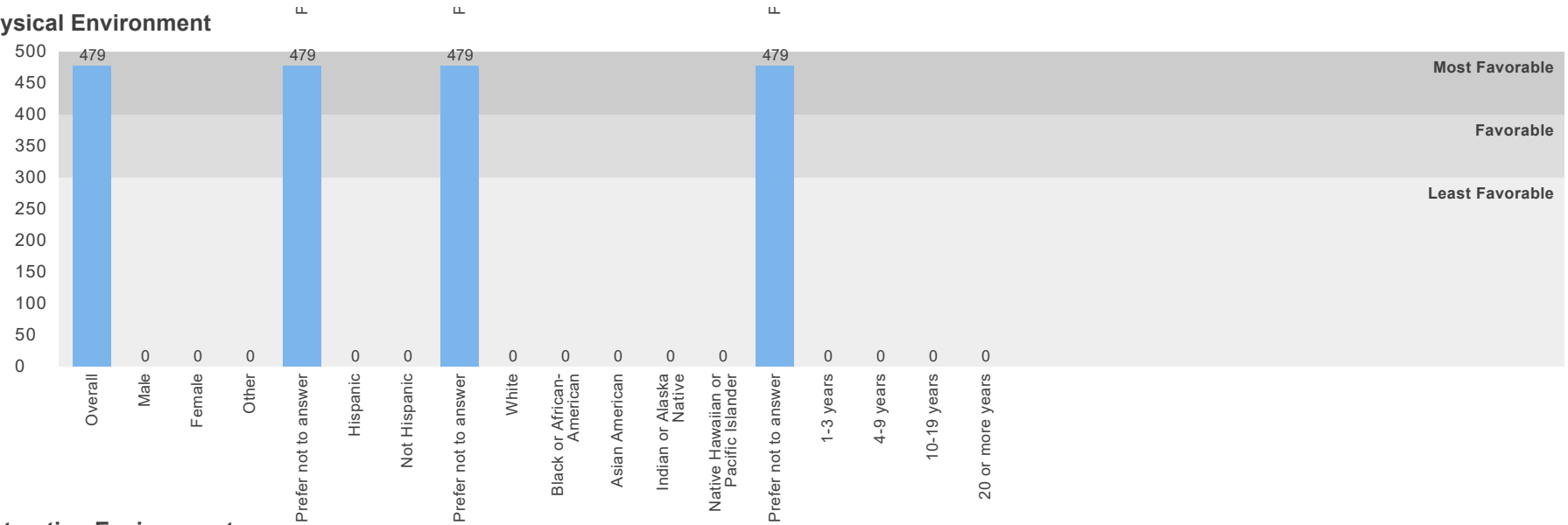
Substance Abuse



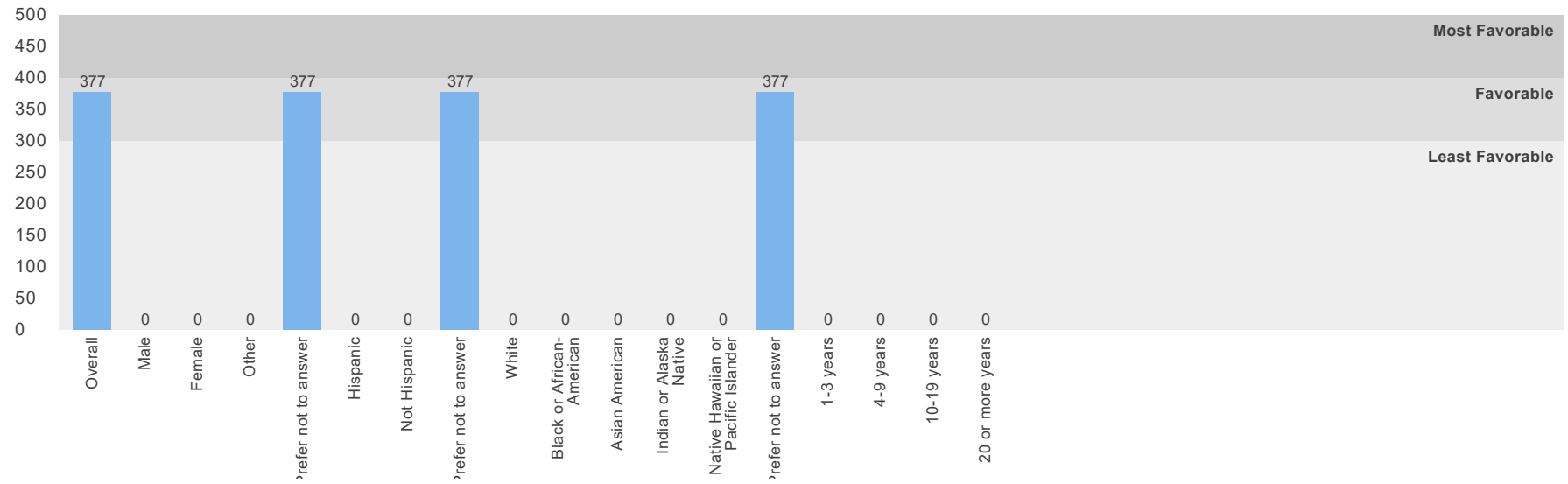
Environment



Physical Environment



Instruction Environment

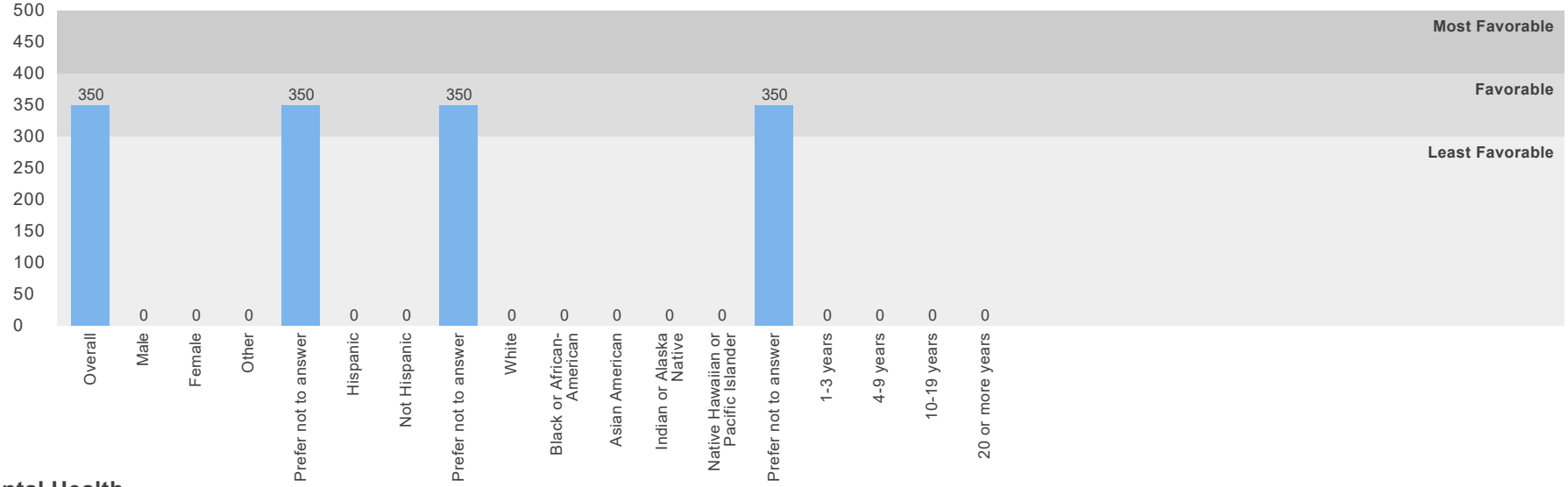


Physical Health

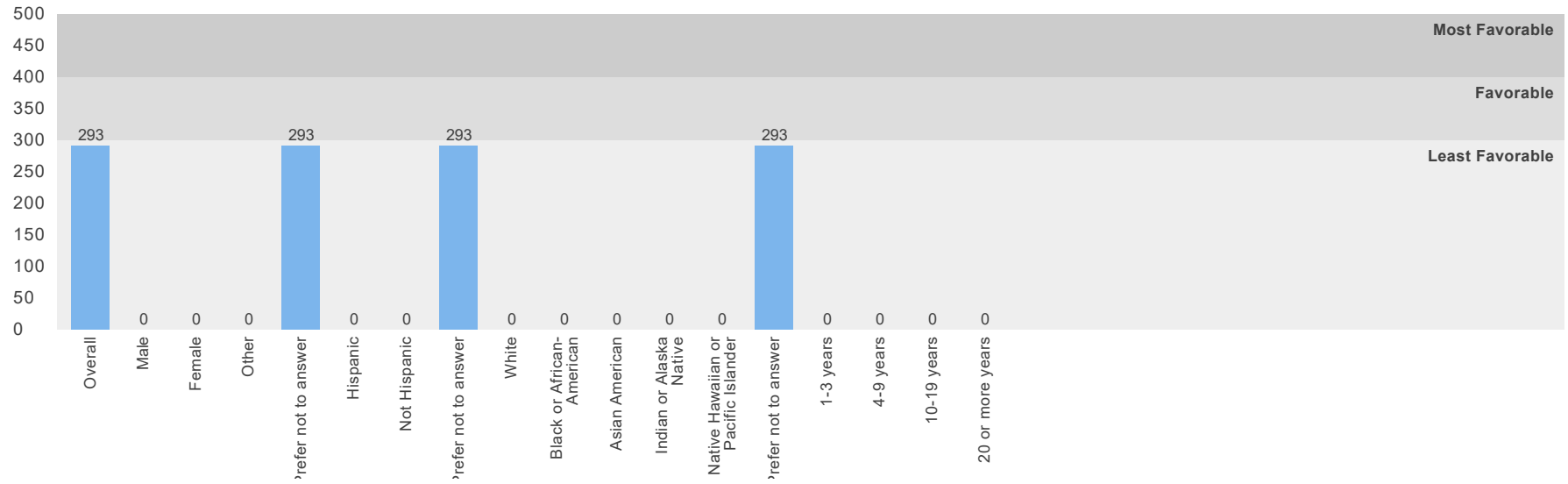
F

F

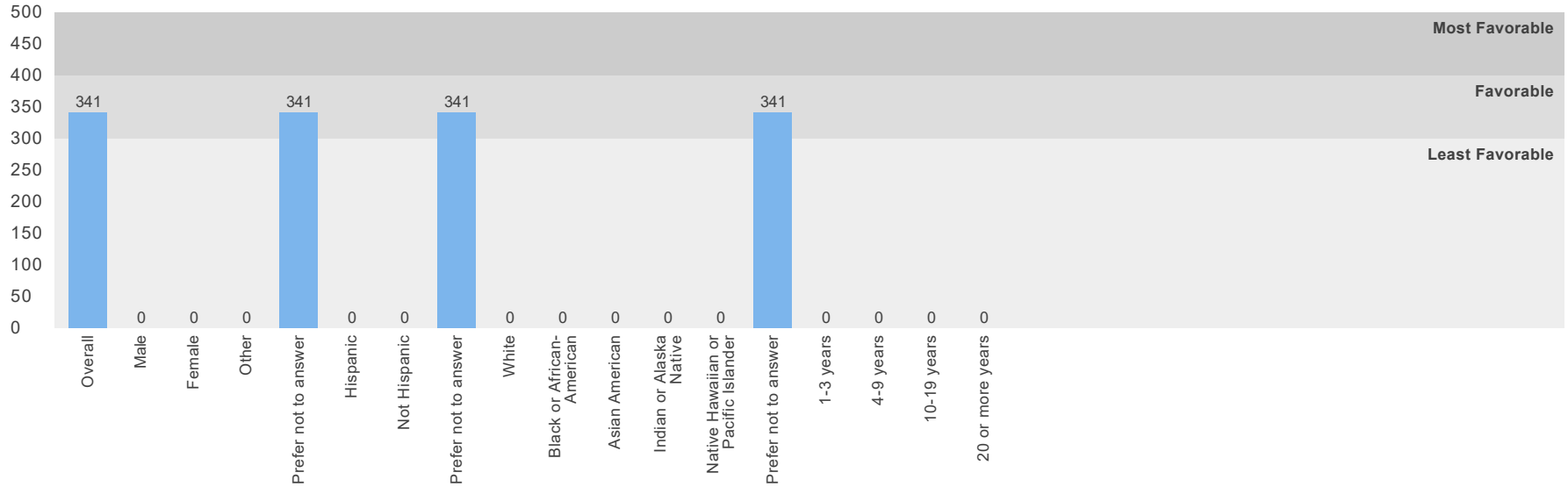
F



Mental Health



Discipline



Number of Submissions: 1

The top percentage is for this school, the bottom is for the district

	Male	Female	Other	Prefer not to answer
Are you male or female?	0% 16%	0% 78%	0% 0%	100% 6%

	Hispanic	Not Hispanic	Prefer not to answer
Are you of Hispanic or Latino origin?	0% 0%	0% 88%	100% 12%

	White	Black or African-American	Asian American	Indian or Alaska Native	Native Hawaiian or Pacific Islander	Prefer not to answer

What is your race?	0% 88%	0% 2%	0% 0%	0% 0%	0% 0%	100% 11%
--------------------	-----------	----------	----------	----------	----------	-------------

	1-3 years	4-9 years	10-19 years	20 or more years
How many years have you been working at this school?	0% 29%	0% 21%	0% 31%	0% 19%

	Strongly Agree	Agree	Disagree	Strongly Disagree
At this school, all students are treated equally, regardless of whether their parents are rich or poor.	0% 41%	100% 46%	0% 12%	0% 1%
This school encourages students to take challenging classes no matter their race, ethnicity, nationality, and/or cultural background (e.g., honor level courses, gifted courses, AP or IB courses).	0% 45%	100% 51%	0% 4%	0% 0%
This school provides instructional materials (e.g., textbooks or handouts) that reflect students' cultural background, ethnicity and identity.	0% 34%	0% 61%	100% 6%	0% 0%
This school emphasizes showing respect for all students' cultural beliefs and practices.	0% 59%	100% 39%	0% 3%	0% 0%
This school provides effective resources and training for teaching students with Individualized Education Programs (IEPs) across different languages and cultures.	0% 41%	100% 43%	0% 14%	0% 3%
This school provides effective supports for students needing alternative modes of communication (e.g., manual signs, communication boards, computer-based devices, picture exchange systems, Braille).	0% 42%	100% 55%	0% 1%	0% 3%
This school helps parents find community supports for their students who need them.	0% 29%	100% 61%	0% 8%	0% 3%
Staff at this school do a good job helping parents to support their children's learning at home.	0% 36%	100% 57%	0% 5%	0% 1%
Staff at this school do a good job helping parents understand when their child needs to learn social and emotional skills.	0% 28%	0% 64%	100% 8%	0% 0%
At this school the staff get along well.	0% 34%	100% 58%	0% 6%	0% 3%

At this school there is a feeling of trust among the staff.	0% 25%	100% 59%	0% 11%	0% 4%
At this school students get along well with the staff.	0% 32%	100% 64%	0% 3%	0% 1%
Administrators ask staff to be involved in making decisions.	0% 19%	100% 54%	0% 22%	0% 5%
Staff at this school have many informal opportunities to influence what happens within the school.	100% 18%	0% 58%	0% 19%	0% 5%
At this school, students are given the opportunity to take part in decision making.	0% 14%	0% 59%	100% 23%	0% 4%
This school provides students with opportunities to take a lead role in organizing programs and activities.	100% 28%	0% 53%	0% 18%	0% 1%
Students are encouraged to get involved in extra-curricular activities.	100% 36%	0% 59%	0% 4%	0% 1%
I feel like I belong.	100% 38%	0% 53%	0% 5%	0% 4%
I feel satisfied with the recognition I get for doing a good job.	100% 30%	0% 47%	0% 14%	0% 9%
I feel comfortable discussing feelings, worries, and frustrations with my supervisor.	100% 40%	0% 38%	0% 14%	0% 8%
This school inspires me to do the very best at my job.	100% 38%	0% 46%	0% 13%	0% 4%
People at this school care about me as a person.	0% 33%	100% 54%	0% 9%	0% 4%
I can manage almost any student behavior problem.	0% 29%	0% 58%	0% 12%	0% 1%
I feel safe at this school.	0% 47%	100% 48%	0% 5%	0% 0%
The following types of problems occur at this school often: Physical conflicts among students.	0% 3%	0% 15%	100% 55%	0% 27%

The following types of problems occur at this school often: robbery or theft.	0% 1%	0% 11%	100% 41%	0% 47%	
The following types of problems occur at this school often: vandalism.	0% 4%	100% 18%	0% 44%	0% 34%	
The following types of problems occur at this school often: student possession of weapons.	0% 1%	0% 4%	100% 35%	0% 60%	
The following types of problems occur at this school often: sexual assault or dating violence.	0% 1%	0% 5%	100% 35%	0% 58%	
The following types of problems occur at this school often: physical abuse of teachers.	0% 1%	0% 1%	100% 38%	0% 59%	
The following types of problems occur at this school often: student verbal abuse of teachers.	0% 4%	0% 13%	100% 51%	0% 32%	
I think that bullying is a frequent problem at this school.	100% 5%	0% 23%	0% 57%	0% 14%	
I think that cyberbullying is a frequent problem among students at this school.	0% 5%	100% 27%	0% 48%	0% 20%	
Staff at this school always stop bullying when they see it.	0% 29%	100% 59%	0% 10%	0% 1%	
Staff at this school are teased or picked on about their race or ethnicity.	0% 3%	0% 8%	0% 35%	100% 54%	
Staff at this school are teased or picked on about their cultural background or religion.	0% 1%	0% 6%	0% 37%	100% 55%	
Staff at this school are teased or picked on about their physical or mental disability.	0% 1%	0% 9%	0% 35%	100% 54%	
Staff at this school are teased or picked on about their sexuality.	0% 1%	0% 6%	0% 37%	100% 55%	
		Not a Problem	Small Problem	Somewhat a Problem	Large Problem
At this school, how much of a problem is student drug use?	0% 56%	0% 23%	100% 15%	0% 5%	

At this school, how much of a problem is student use of electronic cigarettes?	0% 54%	0% 23%	100% 18%	0% 5%
At this school, how much of a problem is student use of tobacco (e.g., cigarettes, chew, cigars)?	0% 66%	0% 19%	100% 14%	0% 1%
At this school, how much of a problem is student alcohol use?	0% 56%	0% 24%	100% 14%	0% 5%

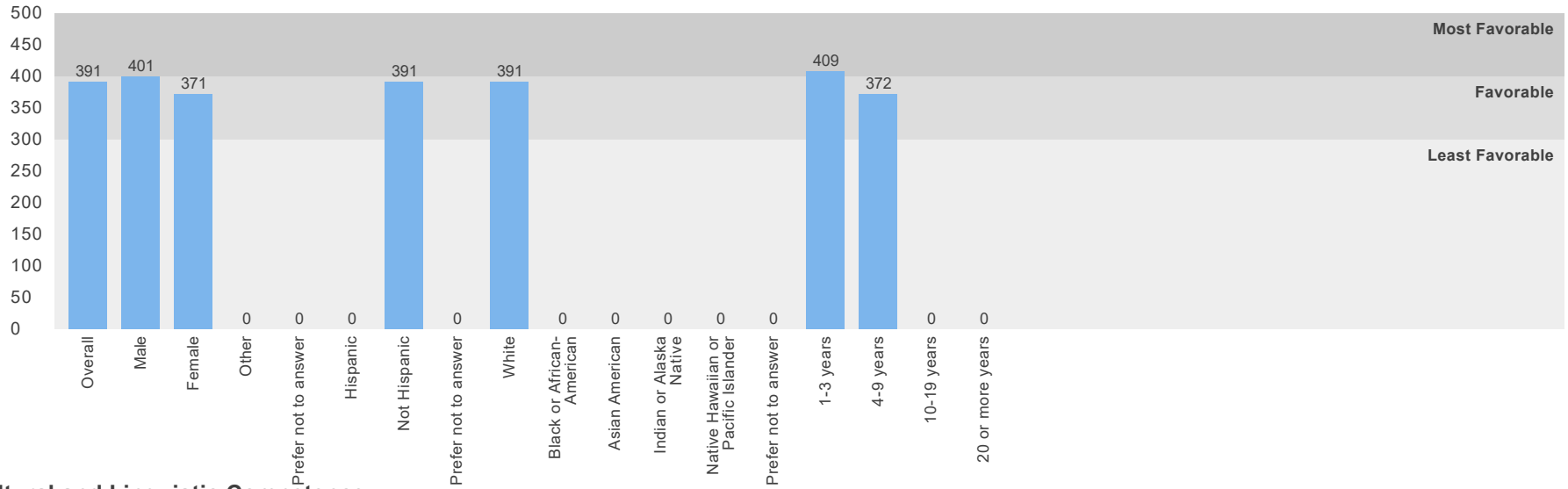
	Strongly Agree	Agree	Disagree	Strongly Disagree
This school collaborates well with community organizations to help address youth substance use problems.	0% 17%	100% 60%	0% 20%	0% 3%
This school has adequate resources to address substance use prevention.	0% 21%	0% 57%	100% 21%	0% 1%
At this school, first-time violations of alcohol or other drug policies are punished by at least an out-of-school suspension.	0% 12%	0% 73%	0% 14%	0% 2%
This school has programs, resources, and/or policies to prevent substance abuse.	0% 17%	100% 62%	0% 20%	0% 2%
This school has programs that address substance use among students.	0% 13%	0% 63%	0% 23%	0% 2%
I know what to do if there is an emergency, natural disaster (tornado, flood) or a dangerous situation (e.g., violent person on campus) during the school day.	100% 39%	0% 55%	0% 4%	0% 3%
This school has a written plan that describes procedures to be performed in shootings.	0% 37%	0% 54%	0% 4%	0% 5%
This school has a written plan that clearly describes procedures to be performed in natural disasters (e.g., earthquakes or tornadoes).	0% 38%	0% 49%	0% 9%	0% 4%
This school or school district provides effective training in safety procedures to staff (e.g., lockdown training or fire drills).	0% 43%	100% 49%	0% 6%	0% 1%
My work is hindered by poor heating, cooling, and/or lighting systems at this school.	0% 14%	0% 16%	0% 44%	100% 26%
My work is hindered by insufficient workspace at this school.	0% 5%	0% 13%	0% 59%	100% 23%

My work is hindered by a lack of materials and basic supplies at this school.	0% 3%	0% 6%	0% 56%	100% 35%
My work is hindered by inadequate or outdated equipment or facilities at this school.	0% 1%	0% 11%	0% 60%	100% 28%
This school looks clean and pleasant.	100% 35%	0% 54%	0% 11%	0% 0%
This school is an inviting work environment.	100% 36%	0% 53%	0% 10%	0% 1%
Staff at this school feel responsible to help each other do their best.	0% 30%	100% 60%	0% 9%	0% 1%
Staff at this school feel responsible when students at this school fail.	0% 20%	100% 67%	0% 12%	0% 1%
The programs and resources at this school are adequate to support students with special needs or disabilities.	100% 34%	0% 52%	0% 10%	0% 4%
Staff at this school feel that it is a part of their job to prepare students to succeed in college.	0% 27%	100% 57%	0% 14%	0% 3%
Staff at this school expect students to do their best all the time.	0% 35%	0% 57%	100% 6%	0% 1%
This school provides the materials, resources, and training necessary for me to support students' physical health and nutrition.	0% 18%	0% 64%	0% 15%	0% 3%
This school places a priority on making healthy food choices.	0% 14%	100% 58%	0% 18%	0% 9%
This school places a priority on students' health needs.	0% 22%	100% 68%	0% 8%	0% 3%
This school places a priority on students' physical activity.	0% 23%	100% 69%	0% 5%	0% 3%
This school places a priority on addressing students' mental health needs.	0% 22%	0% 59%	100% 14%	0% 4%
This school places a priority on teaching students strategies to manage their stress levels.	0% 20%	0% 54%	100% 23%	0% 3%
This school provides the materials, resources, and training necessary for me to support students'	0%	0%	100%	0%

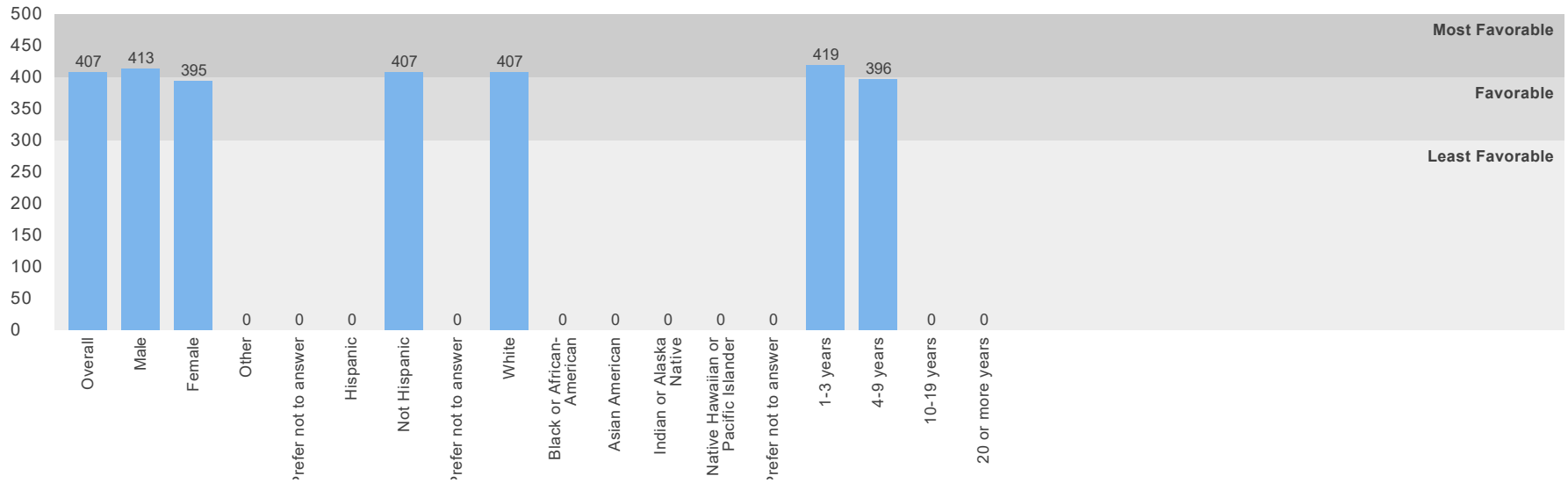
social or emotional needs.	18%	61%	18%	3%
This school provides quality counseling or other services to help students with social or emotional needs.	0% 26%	100% 57%	0% 13%	0% 4%
Staff at this school are clearly informed about school policies and procedures.	0% 25%	100% 65%	0% 5%	0% 5%
Staff at this school recognize students for positive behavior.	0% 41%	100% 54%	0% 5%	0% 0%
Staff at this school encourage students to think about how their actions affect others.	0% 35%	100% 59%	0% 5%	0% 0%
School rules are applied equally to all students.	0% 33%	0% 46%	0% 15%	0% 6%
Discipline is fair.	0% 31%	0% 51%	0% 17%	0% 1%
Staff at this school help students develop strategies to understand and control their feelings and actions.	0% 28%	0% 61%	0% 8%	0% 3%
This school effectively handles student discipline and behavior problems.	0% 23%	0% 56%	0% 17%	0% 4%
Staff at this school work together to ensure an orderly environment.	0% 29%	100% 59%	0% 9%	0% 3%

District Wide Scale Scores by Demographic

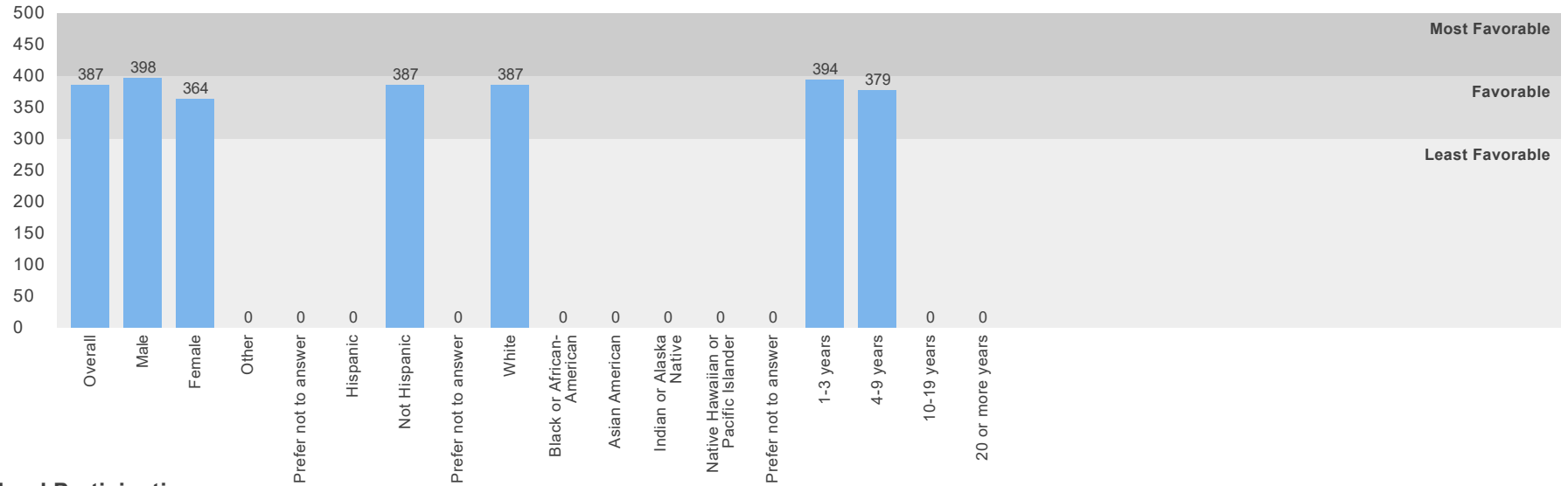
Engagement



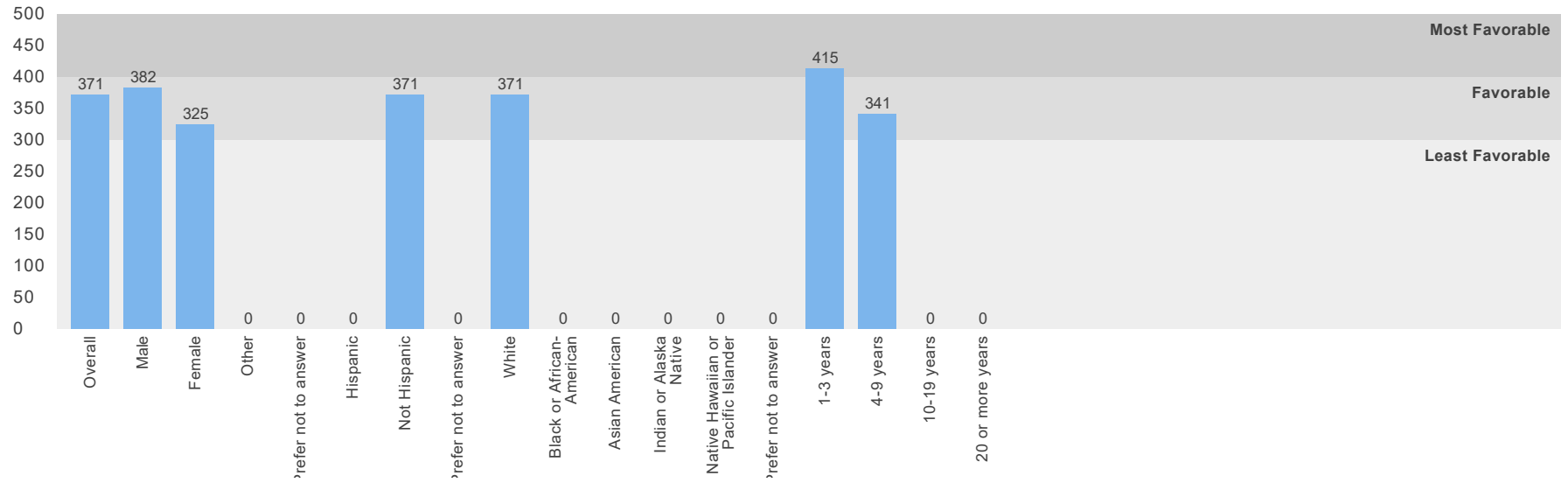
Cultural and Linguistic Competence



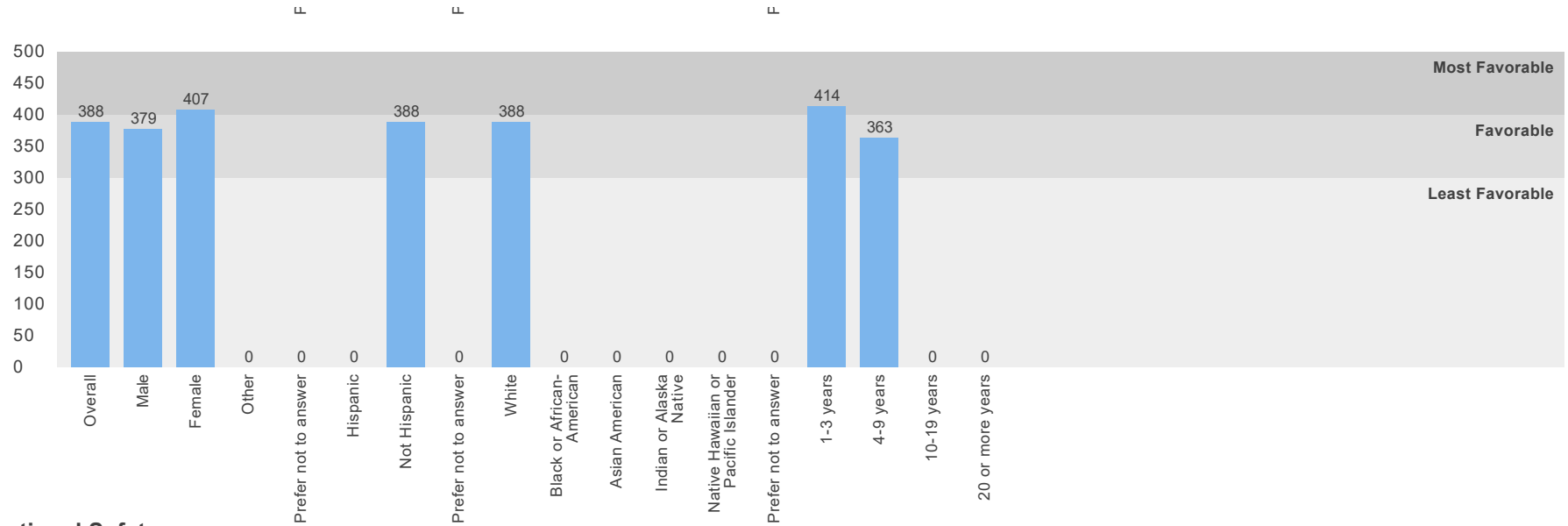
Relationships



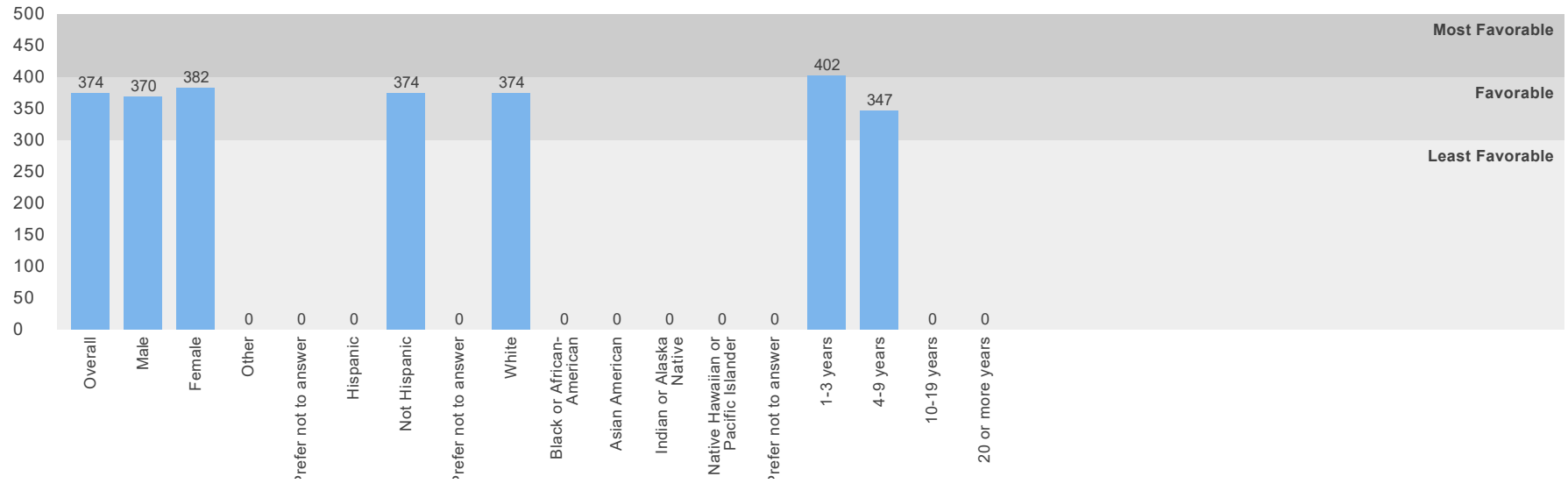
School Participation



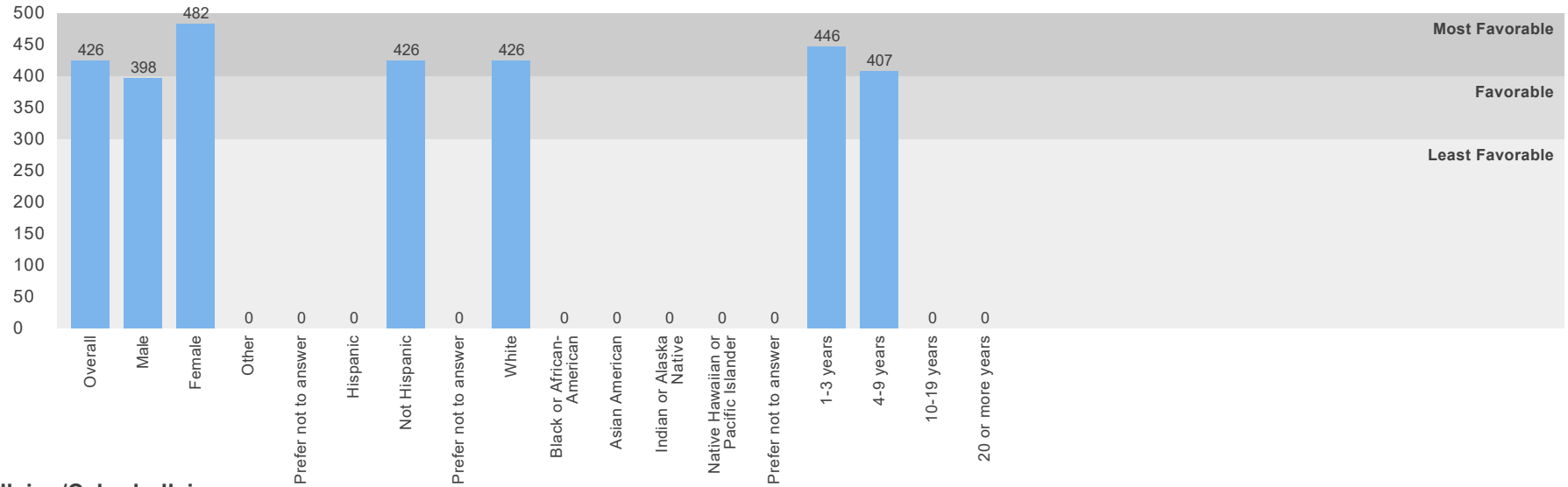
Safety



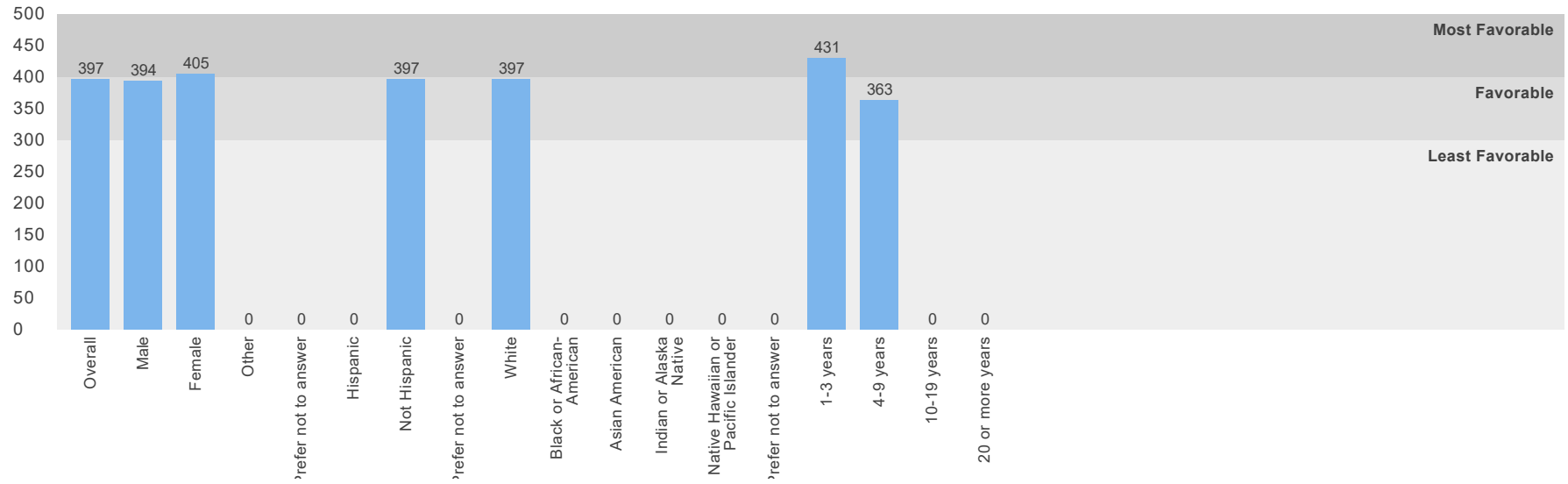
Emotional Safety



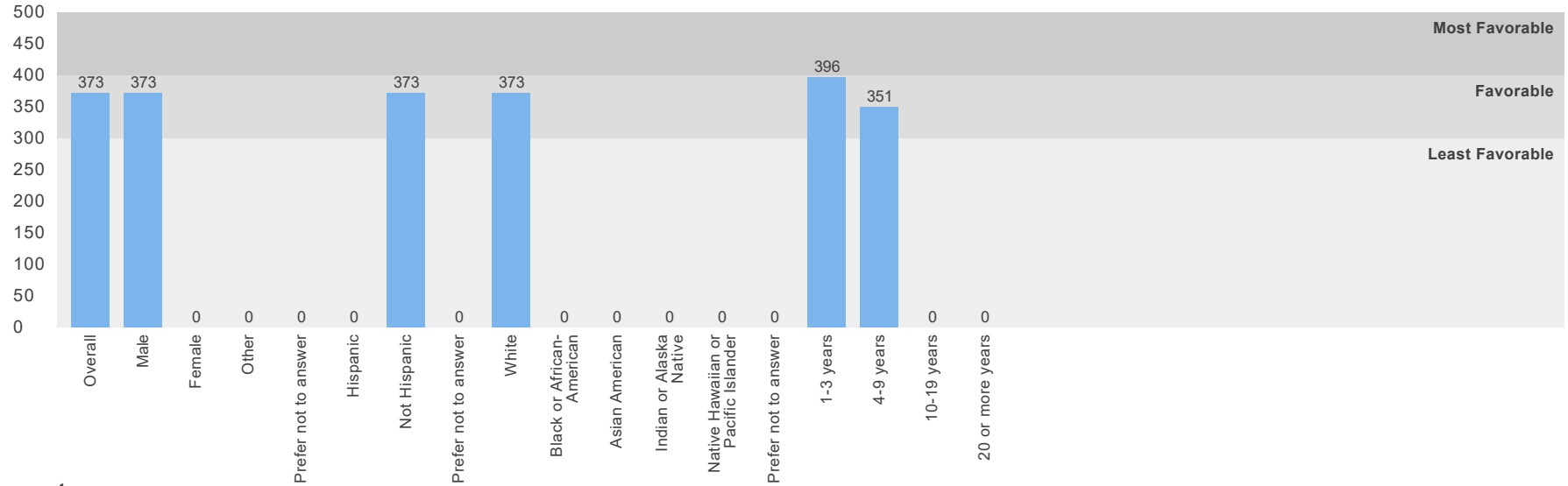
Physical Safety



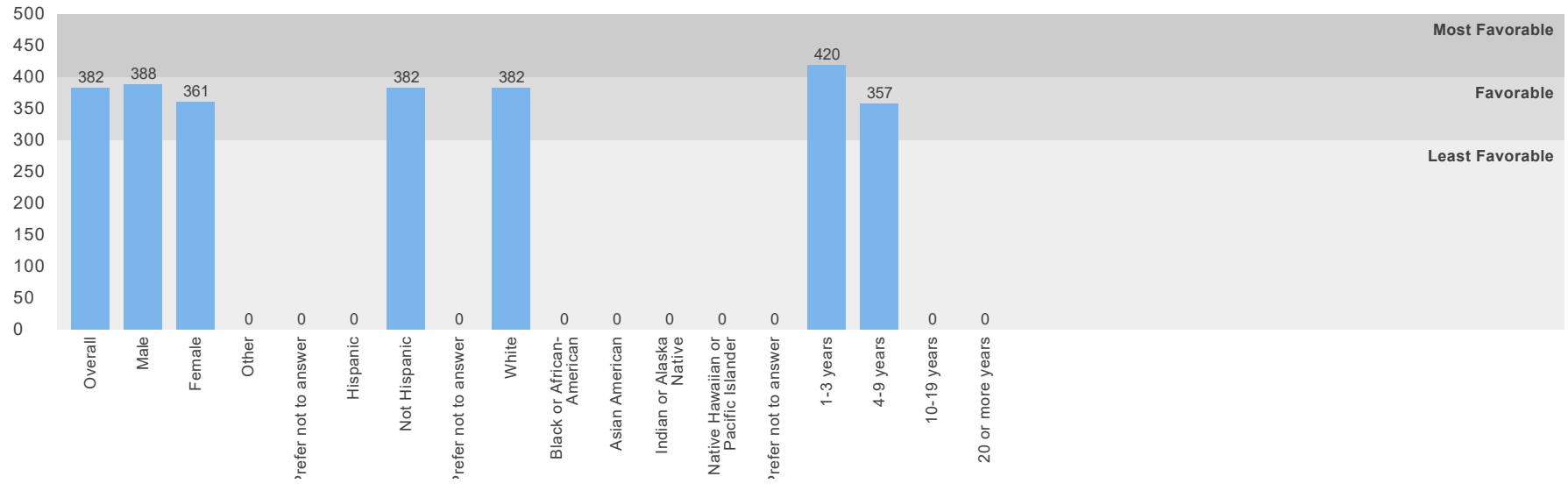
Bullying/Cyberbullying



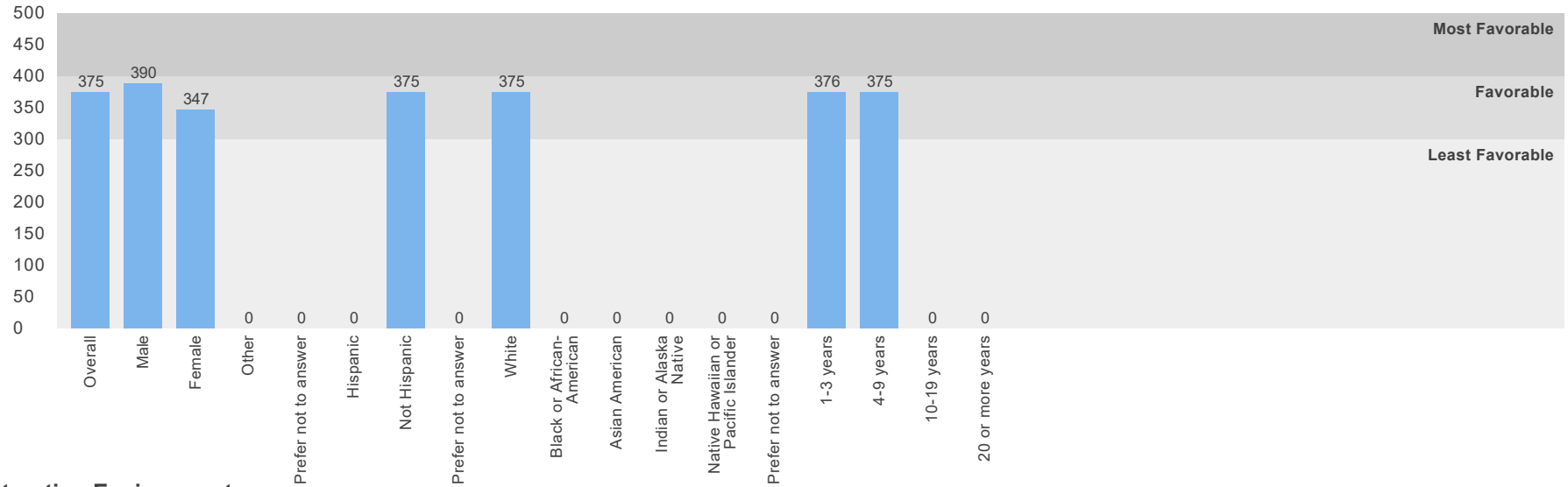
Substance Abuse



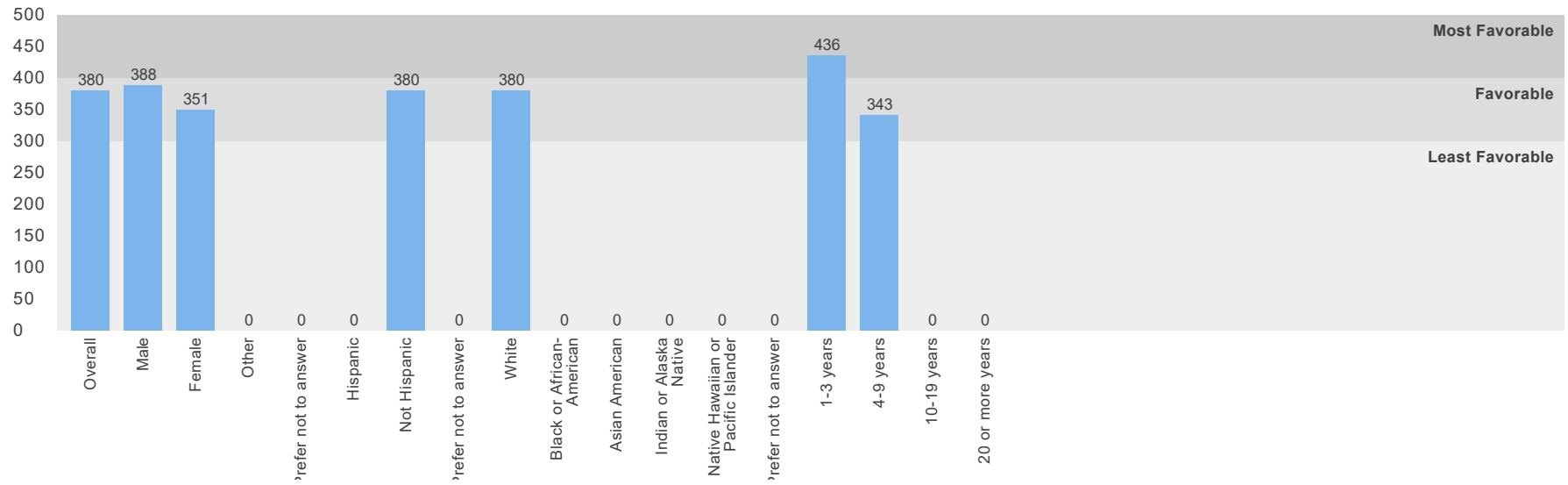
Environment



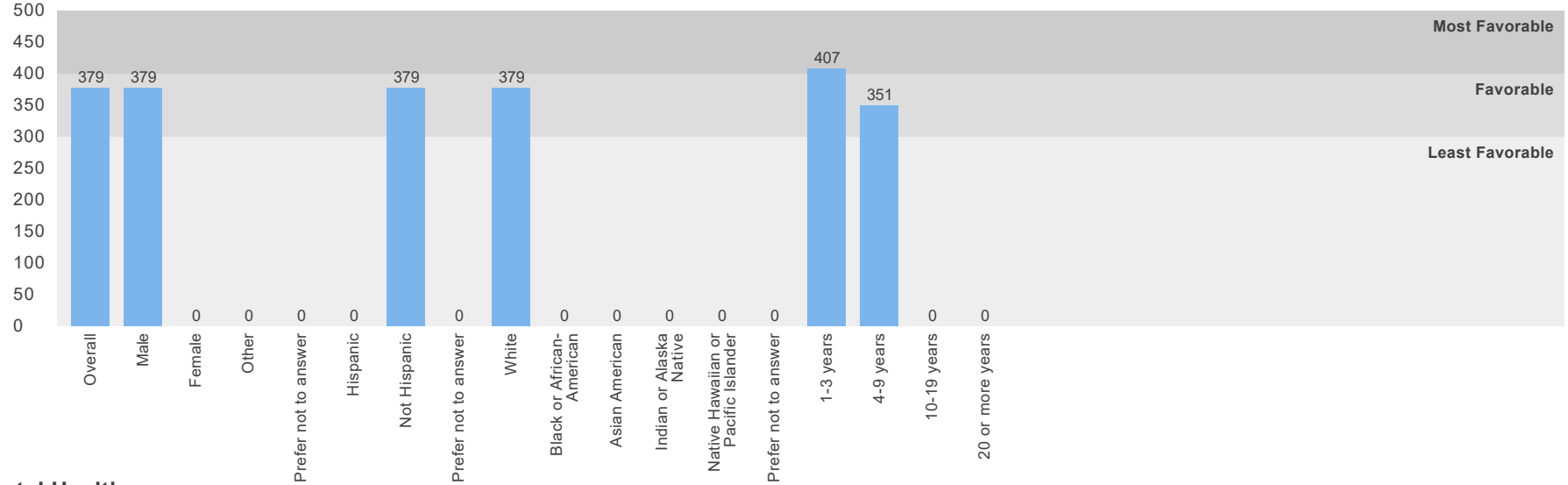
Physical Environment



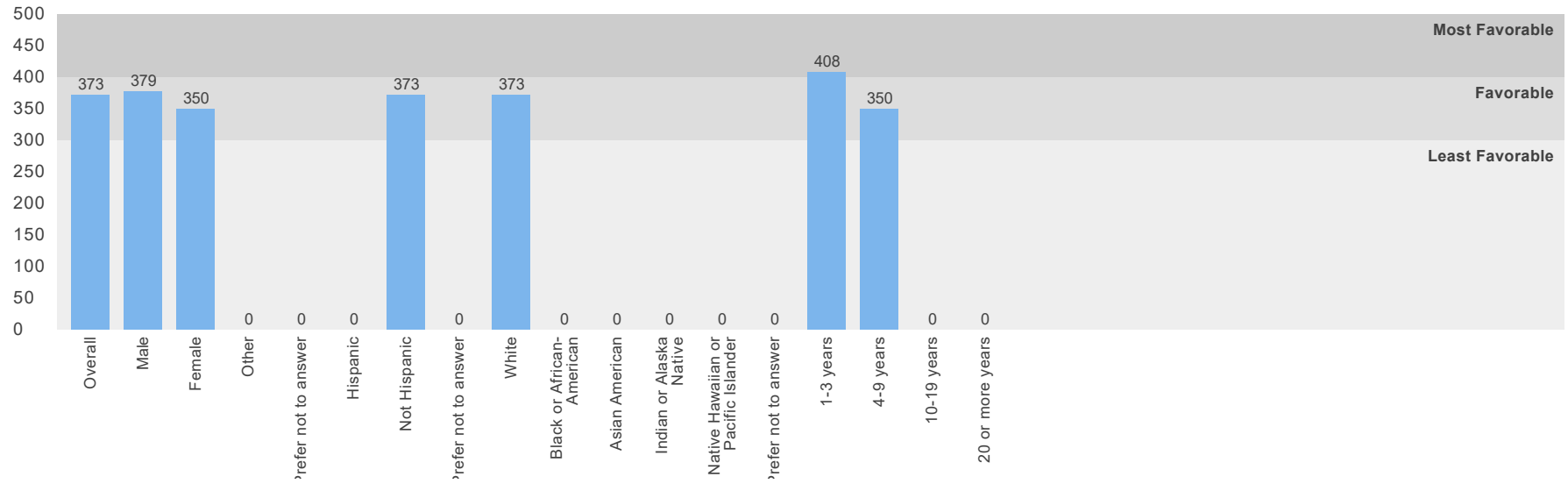
Instruction Environment



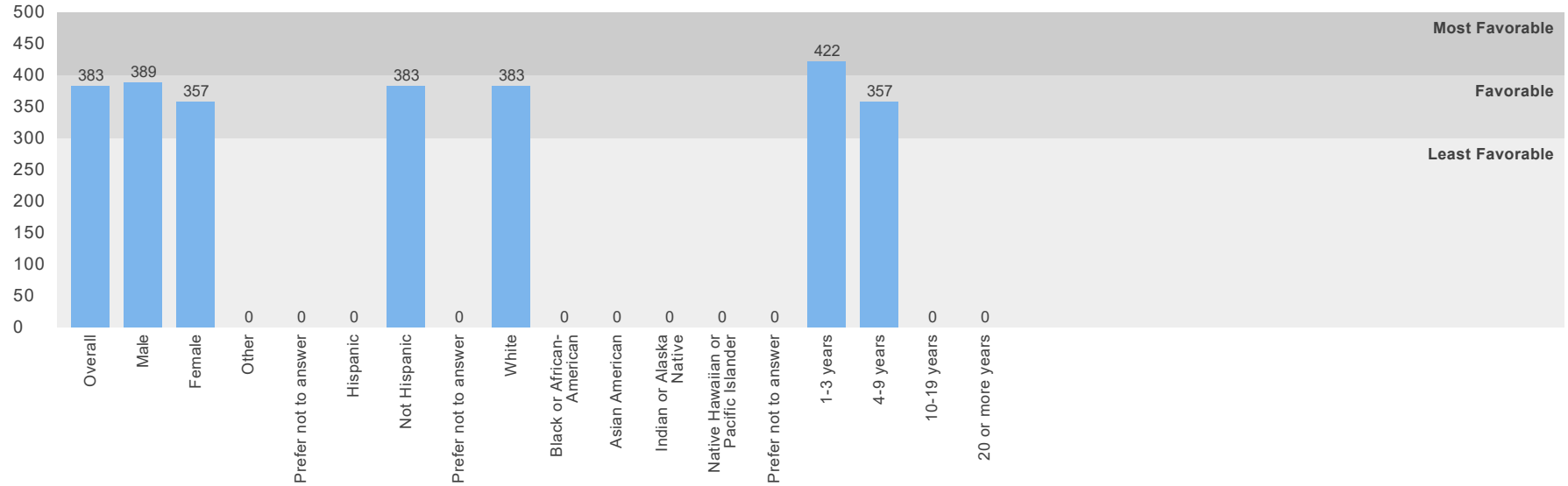
Physical Health



Mental Health



Discipline



Number of Submissions: 6

The top percentage is for this school, the bottom is for the district

	Male	Female	Other	Prefer not to answer
Are you male or female?	67%	33%	0%	0%
	16%	78%	0%	6%

	Hispanic	Not Hispanic	Prefer not to answer
Are you of Hispanic or Latino origin?	0%	100%	0%
	0%	88%	12%

	White	Black or African-American	Asian American	Indian or Alaska Native	Native Hawaiian or Pacific Islander	Prefer not to answer

What is your race?	100% 88%	0% 2%	0% 0%	0% 0%	0% 0%	0% 11%
--------------------	-------------	----------	----------	----------	----------	-----------

	1-3 years	4-9 years	10-19 years	20 or more years
How many years have you been working at this school?	50% 29%	50% 21%	0% 31%	0% 19%

	Strongly Agree	Agree	Disagree	Strongly Disagree
At this school, all students are treated equally, regardless of whether their parents are rich or poor.	50% 41%	50% 46%	0% 12%	0% 1%
This school encourages students to take challenging classes no matter their race, ethnicity, nationality, and/or cultural background (e.g., honor level courses, gifted courses, AP or IB courses).	40% 45%	60% 51%	0% 4%	0% 0%
This school provides instructional materials (e.g., textbooks or handouts) that reflect students' cultural background, ethnicity and identity.	0% 34%	100% 61%	0% 6%	0% 0%
This school emphasizes showing respect for all students' cultural beliefs and practices.	67% 59%	33% 39%	0% 3%	0% 0%
This school provides effective resources and training for teaching students with Individualized Education Programs (IEPs) across different languages and cultures.	60% 41%	20% 43%	20% 14%	0% 3%
This school provides effective supports for students needing alternative modes of communication (e.g., manual signs, communication boards, computer-based devices, picture exchange systems, Braille).	67% 42%	33% 55%	0% 1%	0% 3%
This school helps parents find community supports for their students who need them.	33% 29%	67% 61%	0% 8%	0% 3%
Staff at this school do a good job helping parents to support their children's learning at home.	60% 36%	40% 57%	0% 5%	0% 1%
Staff at this school do a good job helping parents understand when their child needs to learn social and emotional skills.	40% 28%	60% 64%	0% 8%	0% 0%
At this school the staff get along well.	33% 34%	67% 58%	0% 6%	0% 3%

At this school there is a feeling of trust among the staff.	33% 25%	50% 59%	17% 11%	0% 4%
At this school students get along well with the staff.	17% 32%	83% 64%	0% 3%	0% 1%
Administrators ask staff to be involved in making decisions.	33% 19%	67% 54%	0% 22%	0% 5%
Staff at this school have many informal opportunities to influence what happens within the school.	17% 18%	83% 58%	0% 19%	0% 5%
At this school, students are given the opportunity to take part in decision making.	20% 14%	60% 59%	20% 23%	0% 4%
This school provides students with opportunities to take a lead role in organizing programs and activities.	25% 28%	75% 53%	0% 18%	0% 1%
Students are encouraged to get involved in extra-curricular activities.	20% 36%	80% 59%	0% 4%	0% 1%
I feel like I belong.	33% 38%	67% 53%	0% 5%	0% 4%
I feel satisfied with the recognition I get for doing a good job.	0% 30%	80% 47%	20% 14%	0% 9%
I feel comfortable discussing feelings, worries, and frustrations with my supervisor.	20% 40%	80% 38%	0% 14%	0% 8%
This school inspires me to do the very best at my job.	50% 38%	33% 46%	17% 13%	0% 4%
People at this school care about me as a person.	17% 33%	83% 54%	0% 9%	0% 4%
I can manage almost any student behavior problem.	50% 29%	17% 58%	33% 12%	0% 1%
I feel safe at this school.	60% 47%	40% 48%	0% 5%	0% 0%
The following types of problems occur at this school often: Physical conflicts among students.	0% 3%	0% 15%	67% 55%	33% 27%

The following types of problems occur at this school often: robbery or theft.	0% 1%	0% 11%	50% 41%	50% 47%	
The following types of problems occur at this school often: vandalism.	0% 4%	0% 18%	50% 44%	50% 34%	
The following types of problems occur at this school often: student possession of weapons.	0% 1%	0% 4%	50% 35%	50% 60%	
The following types of problems occur at this school often: sexual assault or dating violence.	0% 1%	0% 5%	50% 35%	50% 58%	
The following types of problems occur at this school often: physical abuse of teachers.	0% 1%	0% 1%	33% 38%	67% 59%	
The following types of problems occur at this school often: student verbal abuse of teachers.	0% 4%	0% 13%	50% 51%	50% 32%	
I think that bullying is a frequent problem at this school.	0% 5%	0% 23%	83% 57%	17% 14%	
I think that cyberbullying is a frequent problem among students at this school.	0% 5%	17% 27%	67% 48%	17% 20%	
Staff at this school always stop bullying when they see it.	20% 29%	80% 59%	0% 10%	0% 1%	
Staff at this school are teased or picked on about their race or ethnicity.	0% 3%	17% 8%	50% 35%	33% 54%	
Staff at this school are teased or picked on about their cultural background or religion.	0% 1%	17% 6%	50% 37%	33% 55%	
Staff at this school are teased or picked on about their physical or mental disability.	0% 1%	17% 9%	50% 35%	33% 54%	
Staff at this school are teased or picked on about their sexuality.	0% 1%	17% 6%	50% 37%	33% 55%	
		Not a Problem	Small Problem	Somewhat a Problem	Large Problem
At this school, how much of a problem is student drug use?	33% 56%	50% 23%	17% 15%	0% 5%	

At this school, how much of a problem is student use of electronic cigarettes?	33% 54%	33% 23%	33% 18%	0% 5%
At this school, how much of a problem is student use of tobacco (e.g., cigarettes, chew, cigars)?	33% 66%	50% 19%	17% 14%	0% 1%
At this school, how much of a problem is student alcohol use?	33% 56%	50% 24%	17% 14%	0% 5%

	Strongly Agree	Agree	Disagree	Strongly Disagree
This school collaborates well with community organizations to help address youth substance use problems.	25% 17%	75% 60%	0% 20%	0% 3%
This school has adequate resources to address substance use prevention.	40% 21%	60% 57%	0% 21%	0% 1%
At this school, first-time violations of alcohol or other drug policies are punished by at least an out-of-school suspension.	0% 12%	100% 73%	0% 14%	0% 2%
This school has programs, resources, and/or policies to prevent substance abuse.	25% 17%	75% 62%	0% 20%	0% 2%
This school has programs that address substance use among students.	25% 13%	75% 63%	0% 23%	0% 2%
I know what to do if there is an emergency, natural disaster (tornado, flood) or a dangerous situation (e.g., violent person on campus) during the school day.	67% 39%	33% 55%	0% 4%	0% 3%
This school has a written plan that describes procedures to be performed in shootings.	67% 37%	33% 54%	0% 4%	0% 5%
This school has a written plan that clearly describes procedures to be performed in natural disasters (e.g., earthquakes or tornadoes).	67% 38%	33% 49%	0% 9%	0% 4%
This school or school district provides effective training in safety procedures to staff (e.g., lockdown training or fire drills).	67% 43%	33% 49%	0% 6%	0% 1%
My work is hindered by poor heating, cooling, and/or lighting systems at this school.	17% 14%	0% 16%	33% 44%	50% 26%
My work is hindered by insufficient workspace at this school.	0% 5%	33% 13%	67% 59%	0% 23%

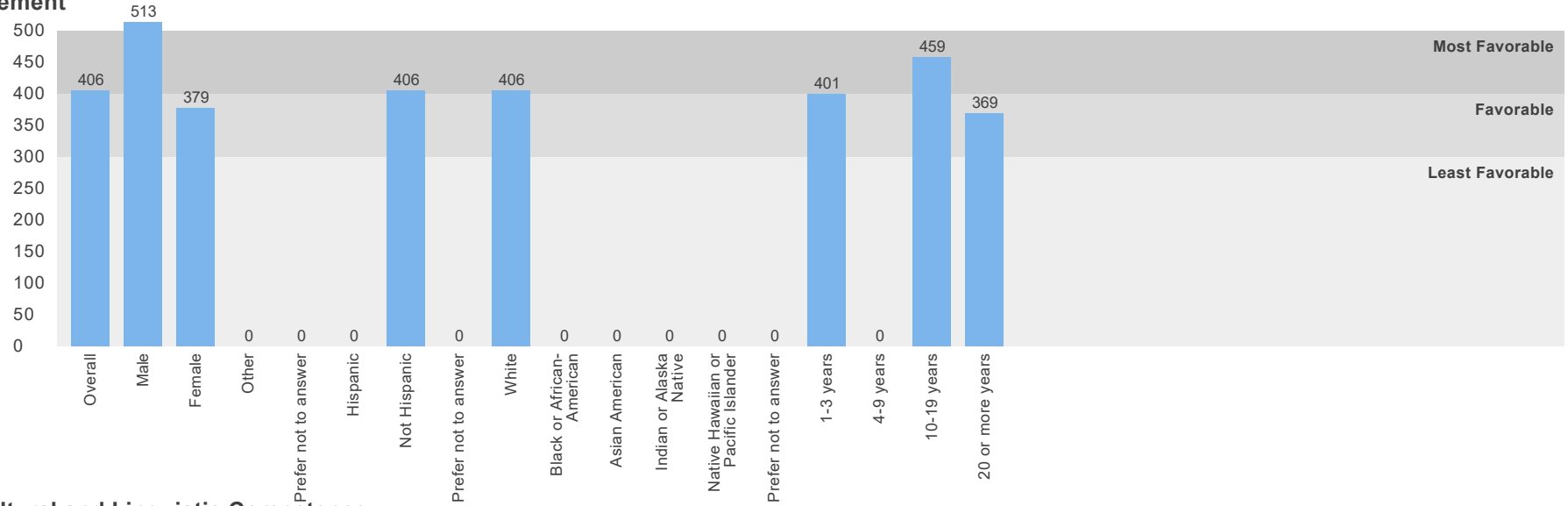
My work is hindered by a lack of materials and basic supplies at this school.	0% 3%	0% 6%	67% 56%	33% 35%
My work is hindered by inadequate or outdated equipment or facilities at this school.	0% 1%	17% 11%	50% 60%	33% 28%
This school looks clean and pleasant.	50% 35%	50% 54%	0% 11%	0% 0%
This school is an inviting work environment.	33% 36%	67% 53%	0% 10%	0% 1%
Staff at this school feel responsible to help each other do their best.	33% 30%	67% 60%	0% 9%	0% 1%
Staff at this school feel responsible when students at this school fail.	20% 20%	60% 67%	20% 12%	0% 1%
The programs and resources at this school are adequate to support students with special needs or disabilities.	40% 34%	60% 52%	0% 10%	0% 4%
Staff at this school feel that it is a part of their job to prepare students to succeed in college.	40% 27%	40% 57%	20% 14%	0% 3%
Staff at this school expect students to do their best all the time.	33% 35%	50% 57%	17% 6%	0% 1%
This school provides the materials, resources, and training necessary for me to support students' physical health and nutrition.	25% 18%	75% 64%	0% 15%	0% 3%
This school places a priority on making healthy food choices.	20% 14%	60% 58%	0% 18%	20% 9%
This school places a priority on students' health needs.	20% 22%	80% 68%	0% 8%	0% 3%
This school places a priority on students' physical activity.	20% 23%	80% 69%	0% 5%	0% 3%
This school places a priority on addressing students' mental health needs.	20% 22%	80% 59%	0% 14%	0% 4%
This school places a priority on teaching students strategies to manage their stress levels.	20% 20%	80% 54%	0% 23%	0% 3%
This school provides the materials, resources, and training necessary for me to support students'	20%	80%	0%	0%

social or emotional needs.	18%	61%	18%	3%
This school provides quality counseling or other services to help students with social or emotional needs.	20% 26%	80% 57%	0% 13%	0% 4%
Staff at this school are clearly informed about school policies and procedures.	33% 25%	67% 65%	0% 5%	0% 5%
Staff at this school recognize students for positive behavior.	20% 41%	80% 54%	0% 5%	0% 0%
Staff at this school encourage students to think about how their actions affect others.	20% 35%	80% 59%	0% 5%	0% 0%
School rules are applied equally to all students.	17% 33%	83% 46%	0% 15%	0% 6%
Discipline is fair.	20% 31%	80% 51%	0% 17%	0% 1%
Staff at this school help students develop strategies to understand and control their feelings and actions.	20% 28%	80% 61%	0% 8%	0% 3%
This school effectively handles student discipline and behavior problems.	20% 23%	80% 56%	0% 17%	0% 4%
Staff at this school work together to ensure an orderly environment.	20% 29%	80% 59%	0% 9%	0% 3%

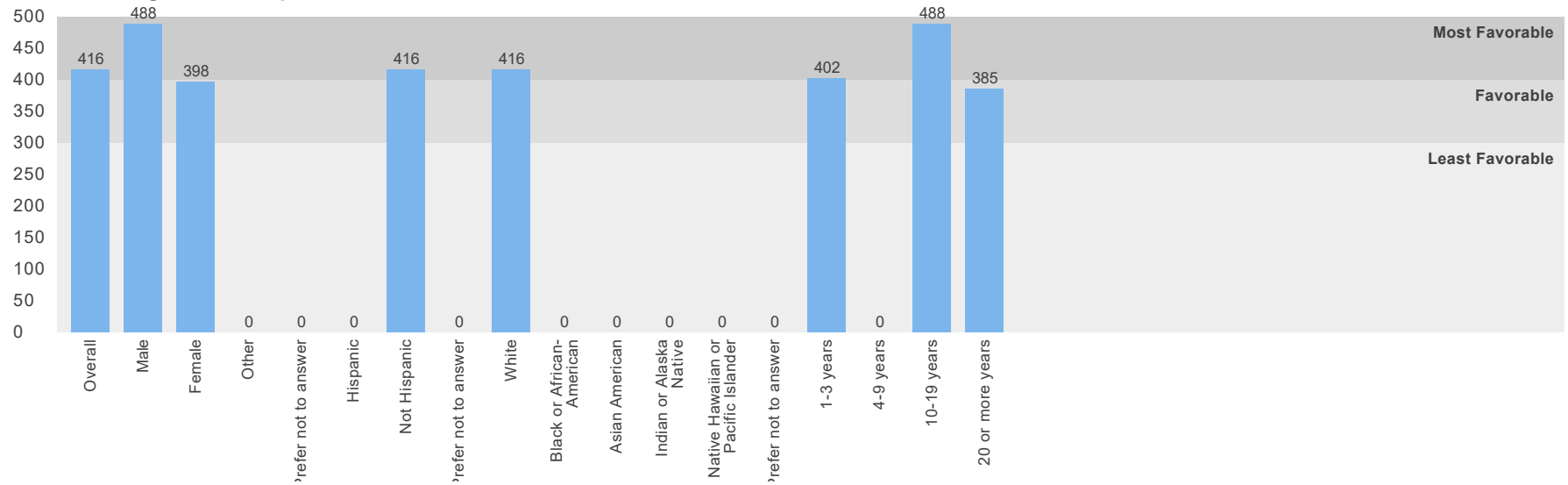
EAGLE ES

Scale Scores by Demographic

Engagement

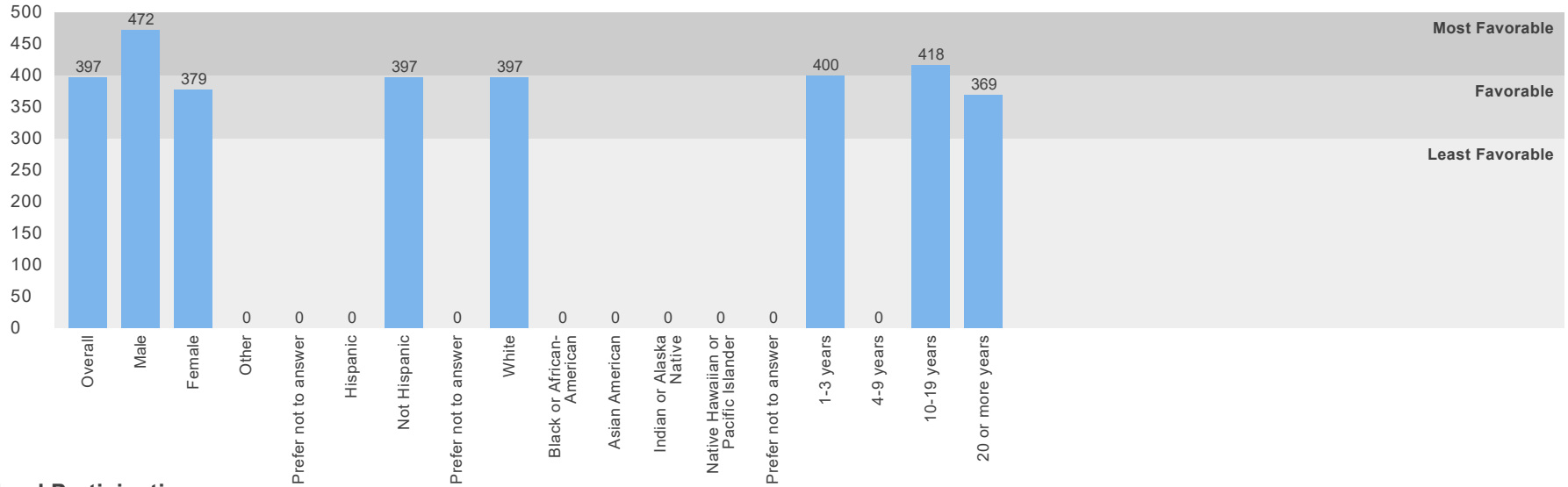


Cultural and Linguistic Competence

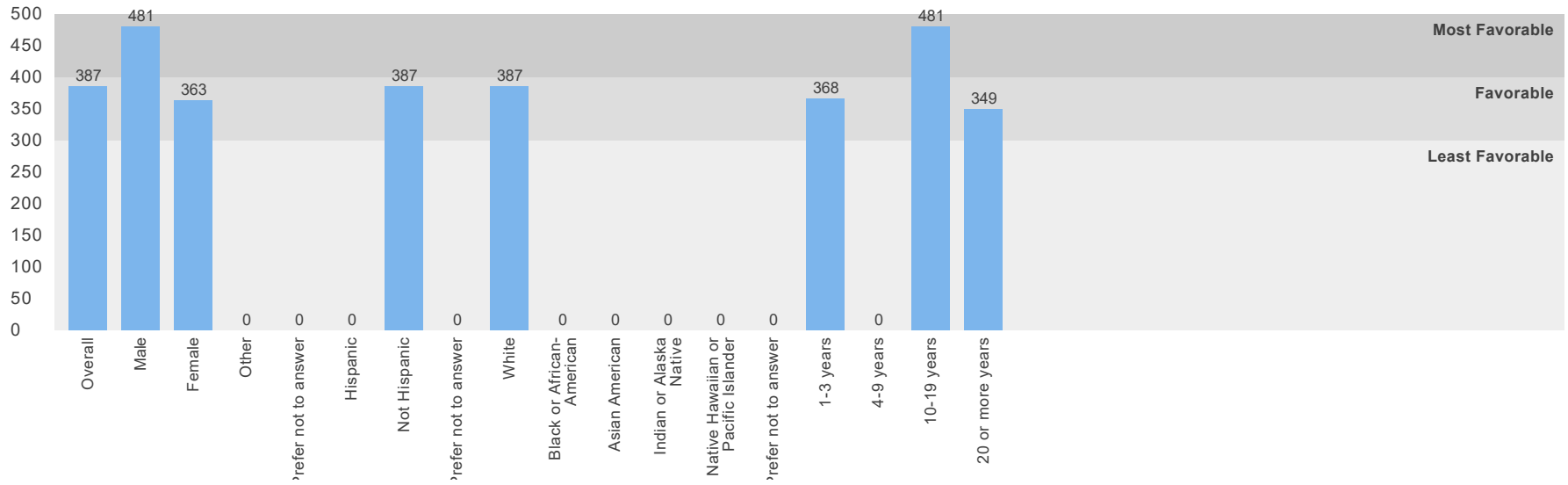


Relationships

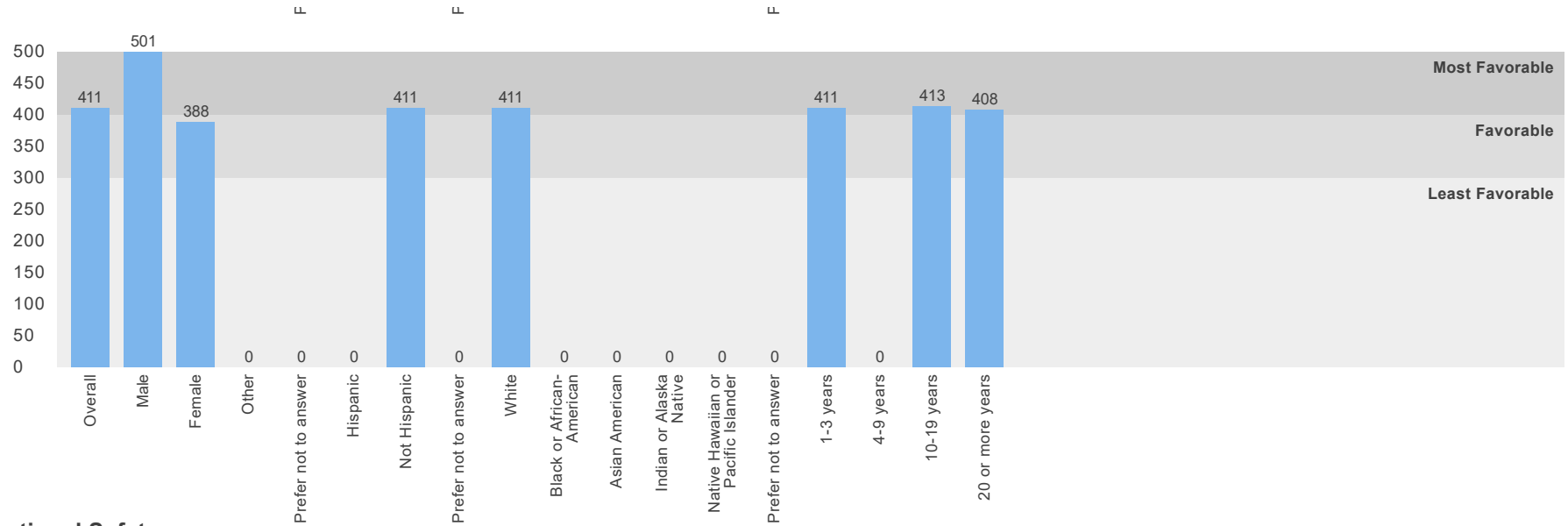
F F F



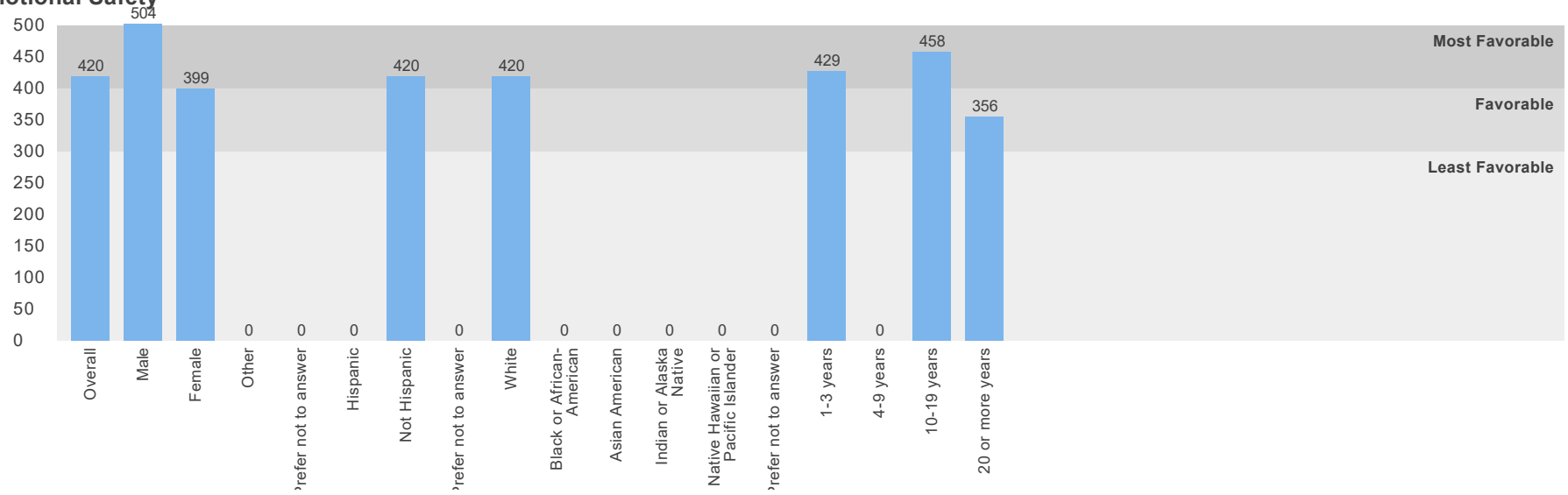
School Participation



Safety

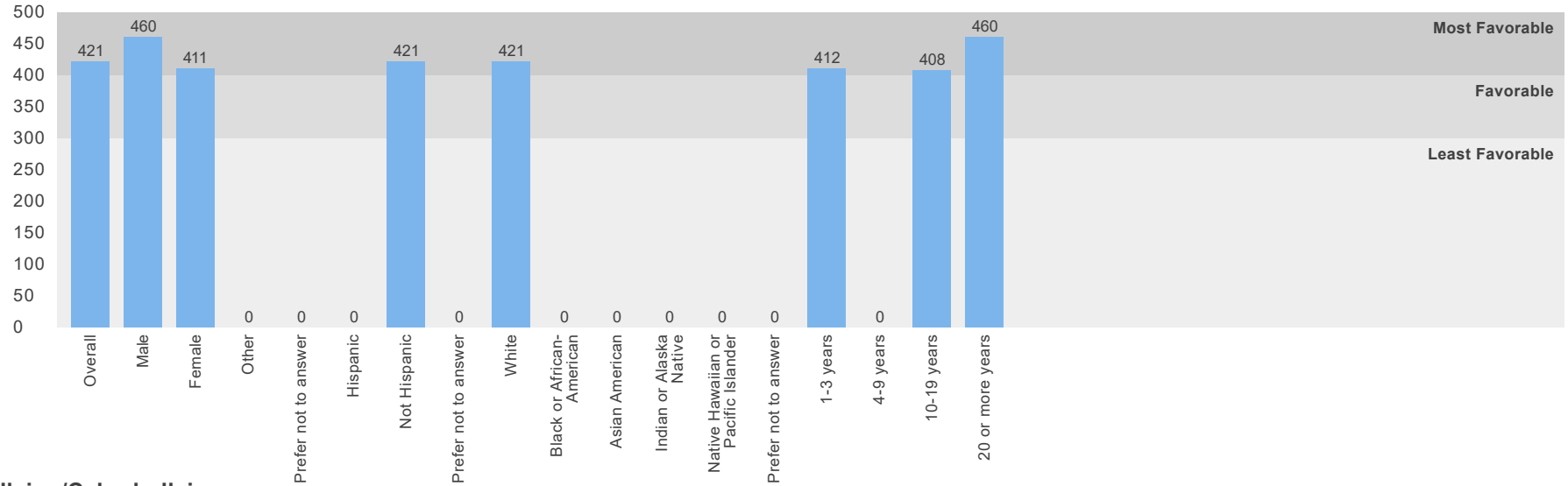


Emotional Safety

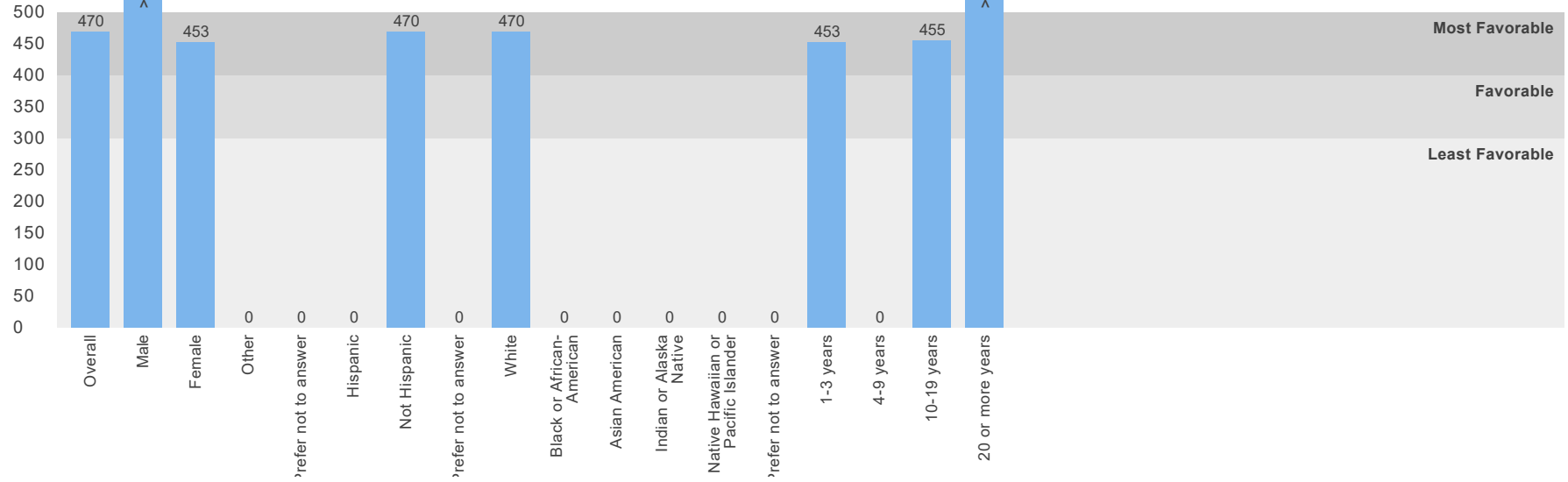


Physical Safety

F F F

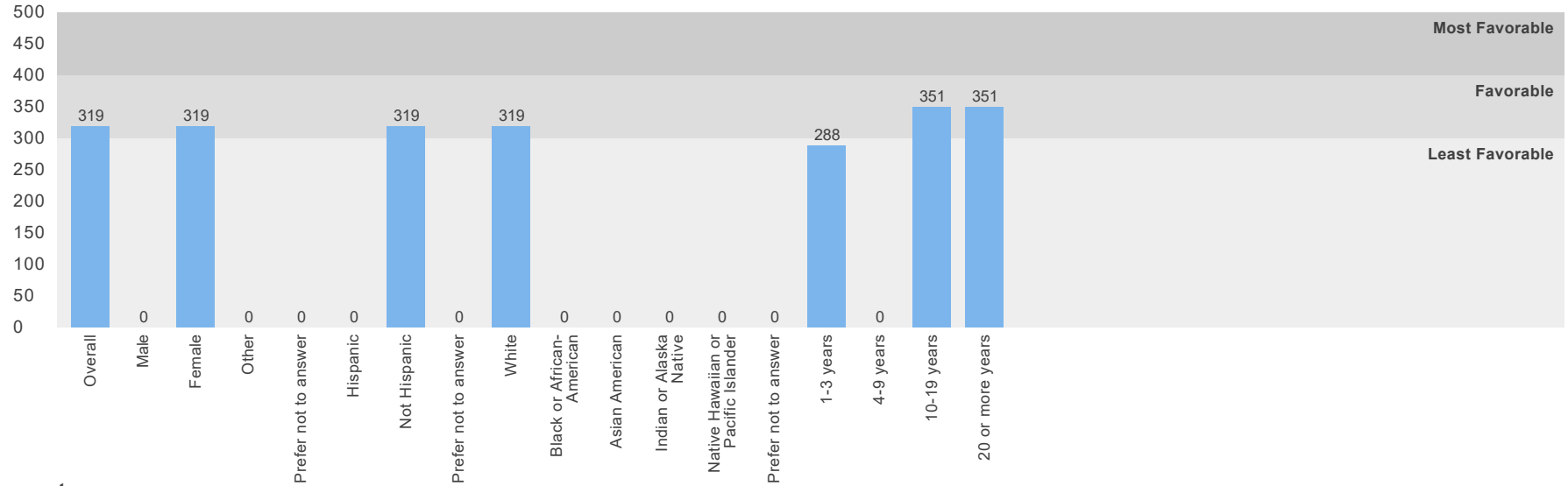


Bullying/Cyberbullying

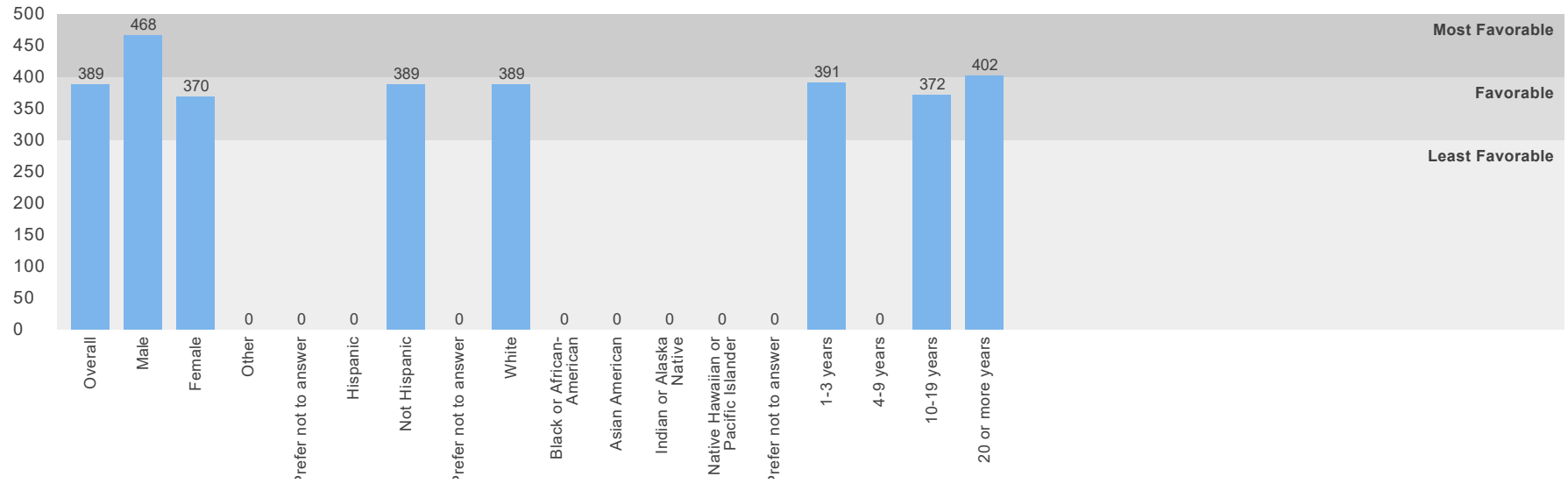


Substance Abuse

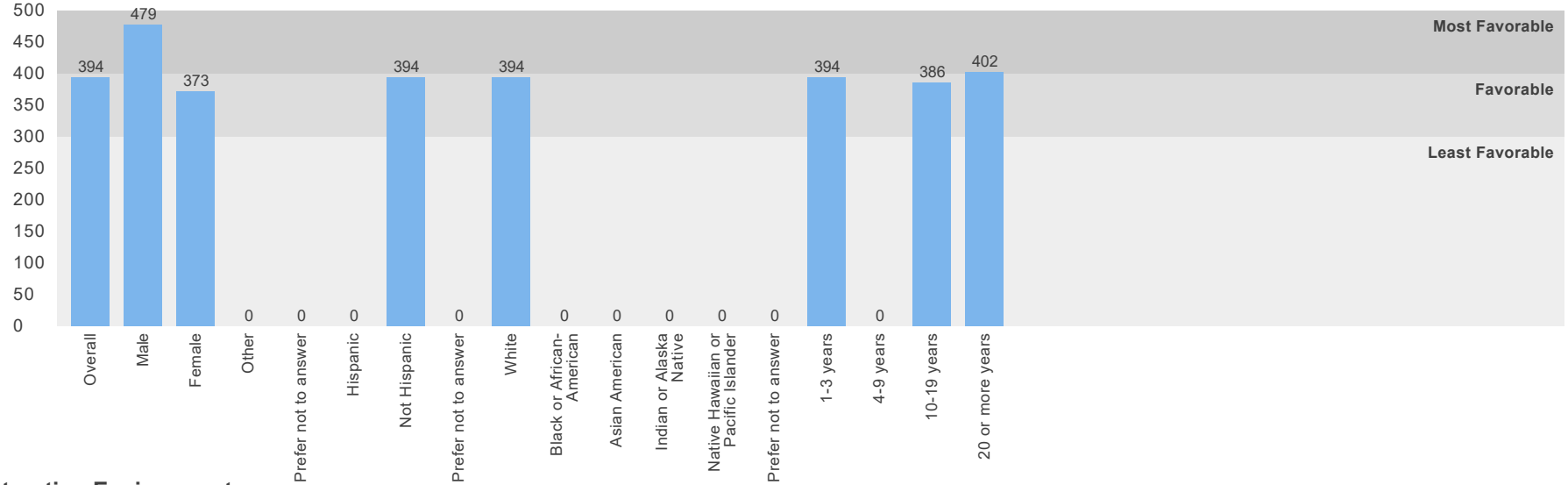
F F F



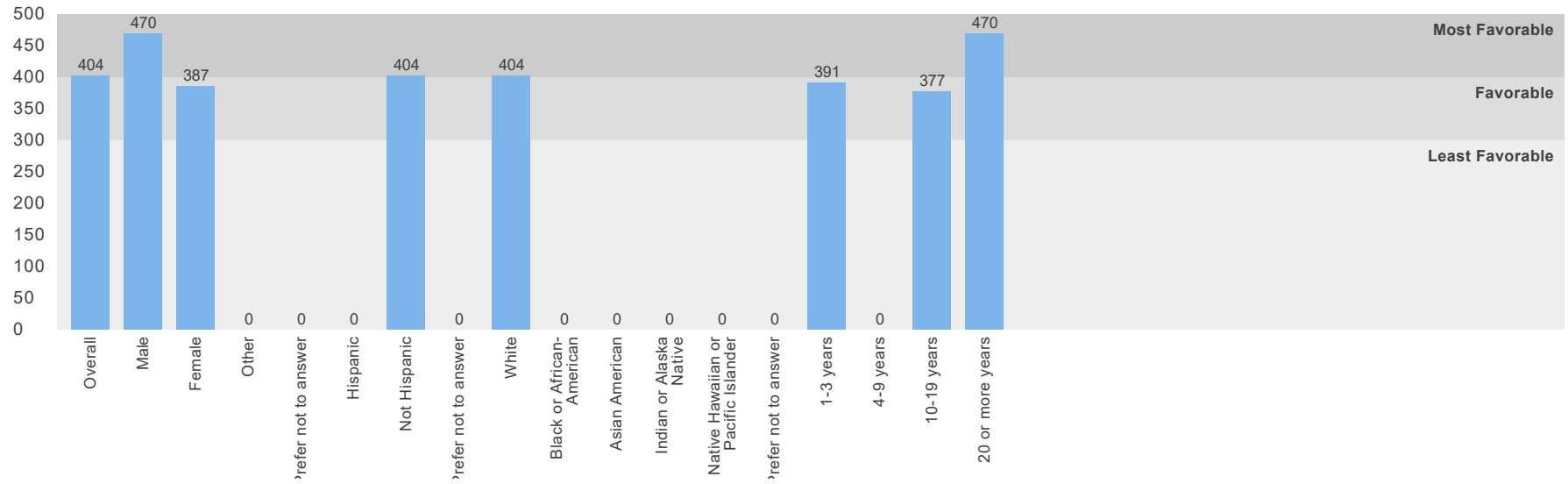
Environment



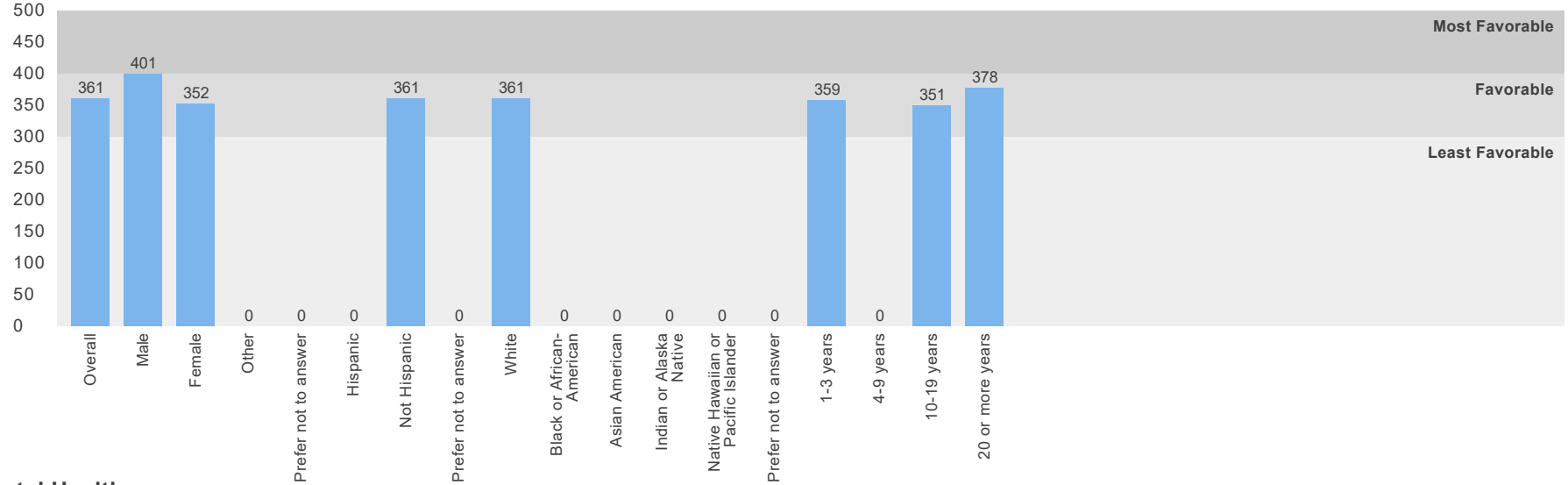
Physical Environment



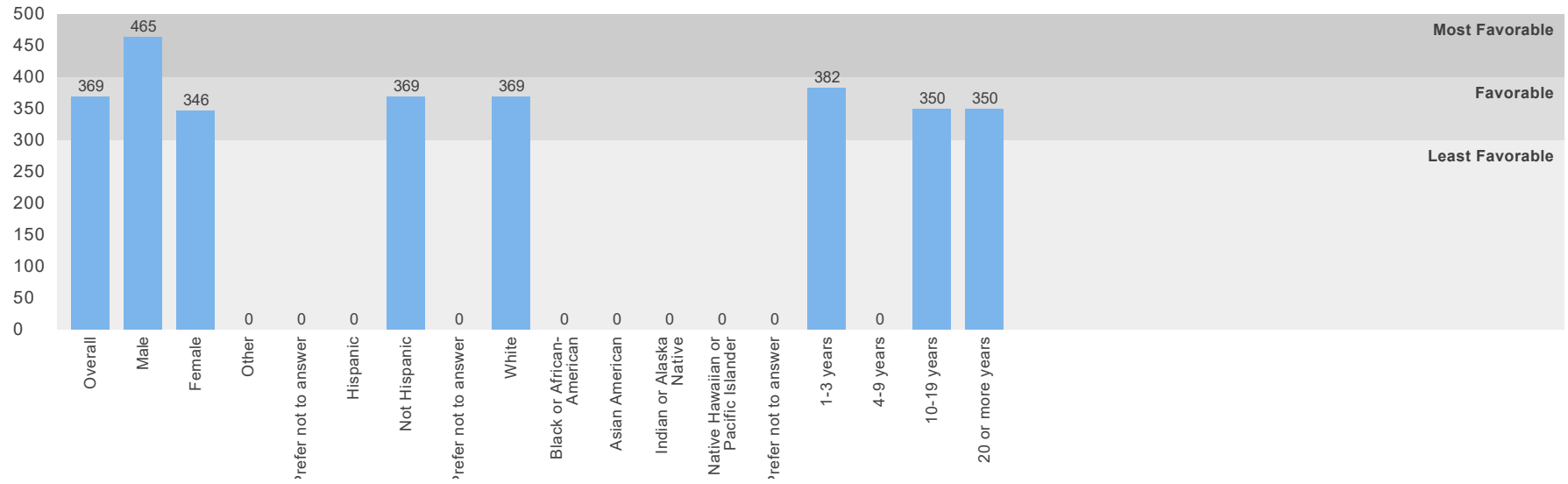
Instruction Environment



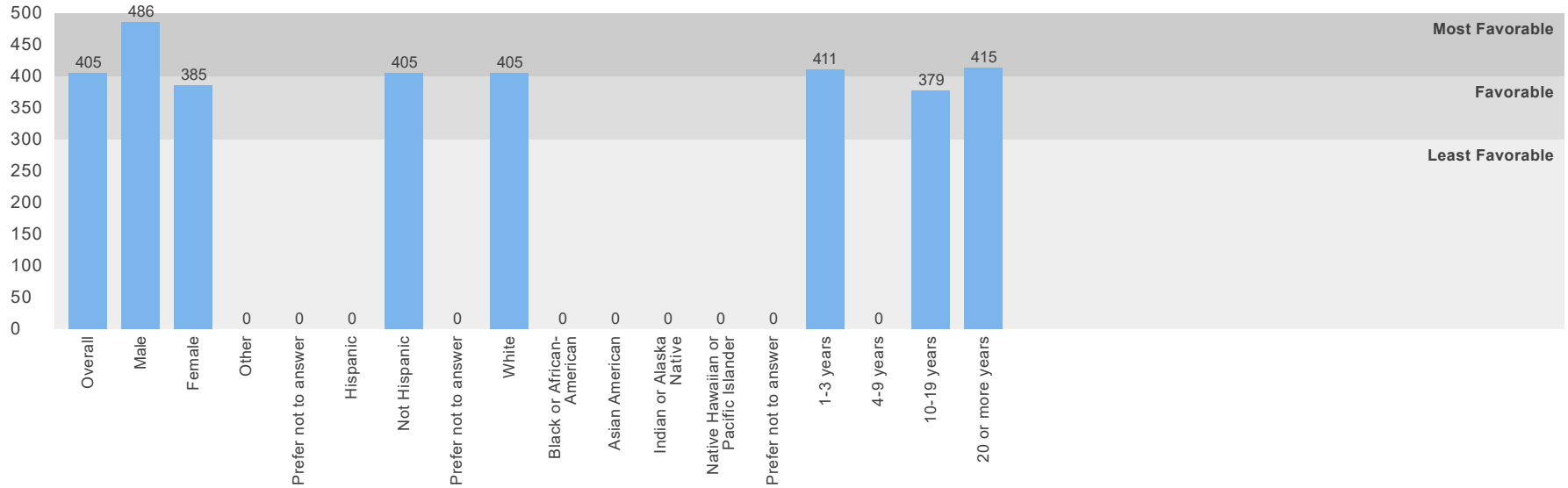
Physical Health



Mental Health



Discipline



Number of Submissions: 5

The top percentage is for this school, the bottom is for the district

	Male	Female	Other	Prefer not to answer
Are you male or female?	20%	80%	0%	0%
	16%	78%	0%	6%

	Hispanic	Not Hispanic	Prefer not to answer
Are you of Hispanic or Latino origin?	0%	100%	0%
	0%	88%	12%

	White	Black or African-American	Asian American	Indian or Alaska Native	Native Hawaiian or Pacific Islander	Prefer not to answer

What is your race?	100% 88%	0% 2%	0% 0%	0% 0%	0% 0%	0% 11%
--------------------	-------------	----------	----------	----------	----------	-----------

	1-3 years	4-9 years	10-19 years	20 or more years
How many years have you been working at this school?	60% 29%	0% 21%	20% 31%	20% 19%

	Strongly Agree	Agree	Disagree	Strongly Disagree
At this school, all students are treated equally, regardless of whether their parents are rich or poor.	60% 41%	40% 46%	0% 12%	0% 1%
This school encourages students to take challenging classes no matter their race, ethnicity, nationality, and/or cultural background (e.g., honor level courses, gifted courses, AP or IB courses).	60% 45%	40% 51%	0% 4%	0% 0%
This school provides instructional materials (e.g., textbooks or handouts) that reflect students' cultural background, ethnicity and identity.	60% 34%	40% 61%	0% 6%	0% 0%
This school emphasizes showing respect for all students' cultural beliefs and practices.	80% 59%	20% 39%	0% 3%	0% 0%
This school provides effective resources and training for teaching students with Individualized Education Programs (IEPs) across different languages and cultures.	40% 41%	40% 43%	20% 14%	0% 3%
This school provides effective supports for students needing alternative modes of communication (e.g., manual signs, communication boards, computer-based devices, picture exchange systems, Braille).	60% 42%	20% 55%	0% 1%	20% 3%
This school helps parents find community supports for their students who need them.	40% 29%	60% 61%	0% 8%	0% 3%
Staff at this school do a good job helping parents to support their children's learning at home.	40% 36%	60% 57%	0% 5%	0% 1%
Staff at this school do a good job helping parents understand when their child needs to learn social and emotional skills.	20% 28%	80% 64%	0% 8%	0% 0%
At this school the staff get along well.	50% 34%	50% 58%	0% 6%	0% 3%

At this school there is a feeling of trust among the staff.	60% 25%	40% 59%	0% 11%	0% 4%
At this school students get along well with the staff.	40% 32%	60% 64%	0% 3%	0% 1%
Administrators ask staff to be involved in making decisions.	40% 19%	60% 54%	0% 22%	0% 5%
Staff at this school have many informal opportunities to influence what happens within the school.	40% 18%	60% 58%	0% 19%	0% 5%
At this school, students are given the opportunity to take part in decision making.	40% 14%	20% 59%	40% 23%	0% 4%
This school provides students with opportunities to take a lead role in organizing programs and activities.	40% 28%	20% 53%	40% 18%	0% 1%
Students are encouraged to get involved in extra-curricular activities.	40% 36%	60% 59%	0% 4%	0% 1%
I feel like I belong.	60% 38%	40% 53%	0% 5%	0% 4%
I feel satisfied with the recognition I get for doing a good job.	40% 30%	60% 47%	0% 14%	0% 9%
I feel comfortable discussing feelings, worries, and frustrations with my supervisor.	80% 40%	20% 38%	0% 14%	0% 8%
This school inspires me to do the very best at my job.	60% 38%	40% 46%	0% 13%	0% 4%
People at this school care about me as a person.	60% 33%	40% 54%	0% 9%	0% 4%
I can manage almost any student behavior problem.	20% 29%	60% 58%	20% 12%	0% 1%
I feel safe at this school.	60% 47%	40% 48%	0% 5%	0% 0%
The following types of problems occur at this school often: Physical conflicts among students.	0% 3%	20% 15%	80% 55%	0% 27%

The following types of problems occur at this school often: robbery or theft.	0% 1%	0% 11%	20% 41%	80% 47%	
The following types of problems occur at this school often: vandalism.	0% 4%	0% 18%	40% 44%	60% 34%	
The following types of problems occur at this school often: student possession of weapons.	0% 1%	0% 4%	20% 35%	80% 60%	
The following types of problems occur at this school often: sexual assault or dating violence.	0% 1%	0% 5%	20% 35%	80% 58%	
The following types of problems occur at this school often: physical abuse of teachers.	0% 1%	0% 1%	20% 38%	80% 59%	
The following types of problems occur at this school often: student verbal abuse of teachers.	0% 4%	20% 13%	20% 51%	60% 32%	
I think that bullying is a frequent problem at this school.	0% 5%	20% 23%	40% 57%	40% 14%	
I think that cyberbullying is a frequent problem among students at this school.	0% 5%	20% 27%	40% 48%	40% 20%	
Staff at this school always stop bullying when they see it.	60% 29%	40% 59%	0% 10%	0% 1%	
Staff at this school are teased or picked on about their race or ethnicity.	0% 3%	0% 8%	0% 35%	100% 54%	
Staff at this school are teased or picked on about their cultural background or religion.	0% 1%	0% 6%	0% 37%	100% 55%	
Staff at this school are teased or picked on about their physical or mental disability.	0% 1%	0% 9%	0% 35%	100% 54%	
Staff at this school are teased or picked on about their sexuality.	0% 1%	0% 6%	0% 37%	100% 55%	
		Not a Problem	Small Problem	Somewhat a Problem	Large Problem
At this school, how much of a problem is student drug use?	100% 56%	0% 23%	0% 15%	0% 5%	

At this school, how much of a problem is student use of electronic cigarettes?	100% 54%	0% 23%	0% 18%	0% 5%
At this school, how much of a problem is student use of tobacco (e.g., cigarettes, chew, cigars)?	100% 66%	0% 19%	0% 14%	0% 1%
At this school, how much of a problem is student alcohol use?	100% 56%	0% 24%	0% 14%	0% 5%

	Strongly Agree	Agree	Disagree	Strongly Disagree
This school collaborates well with community organizations to help address youth substance use problems.	0% 17%	50% 60%	50% 20%	0% 3%
This school has adequate resources to address substance use prevention.	0% 21%	50% 57%	50% 21%	0% 1%
At this school, first-time violations of alcohol or other drug policies are punished by at least an out-of-school suspension.	0% 12%	75% 73%	25% 14%	0% 2%
This school has programs, resources, and/or policies to prevent substance abuse.	0% 17%	50% 62%	50% 20%	0% 2%
This school has programs that address substance use among students.	0% 13%	50% 63%	50% 23%	0% 2%
I know what to do if there is an emergency, natural disaster (tornado, flood) or a dangerous situation (e.g., violent person on campus) during the school day.	40% 39%	60% 55%	0% 4%	0% 3%
This school has a written plan that describes procedures to be performed in shootings.	60% 37%	40% 54%	0% 4%	0% 5%
This school has a written plan that clearly describes procedures to be performed in natural disasters (e.g., earthquakes or tornadoes).	60% 38%	20% 49%	20% 9%	0% 4%
This school or school district provides effective training in safety procedures to staff (e.g., lockdown training or fire drills).	40% 43%	40% 49%	20% 6%	0% 1%
My work is hindered by poor heating, cooling, and/or lighting systems at this school.	0% 14%	20% 16%	40% 44%	40% 26%
My work is hindered by insufficient workspace at this school.	20% 5%	0% 13%	60% 59%	20% 23%

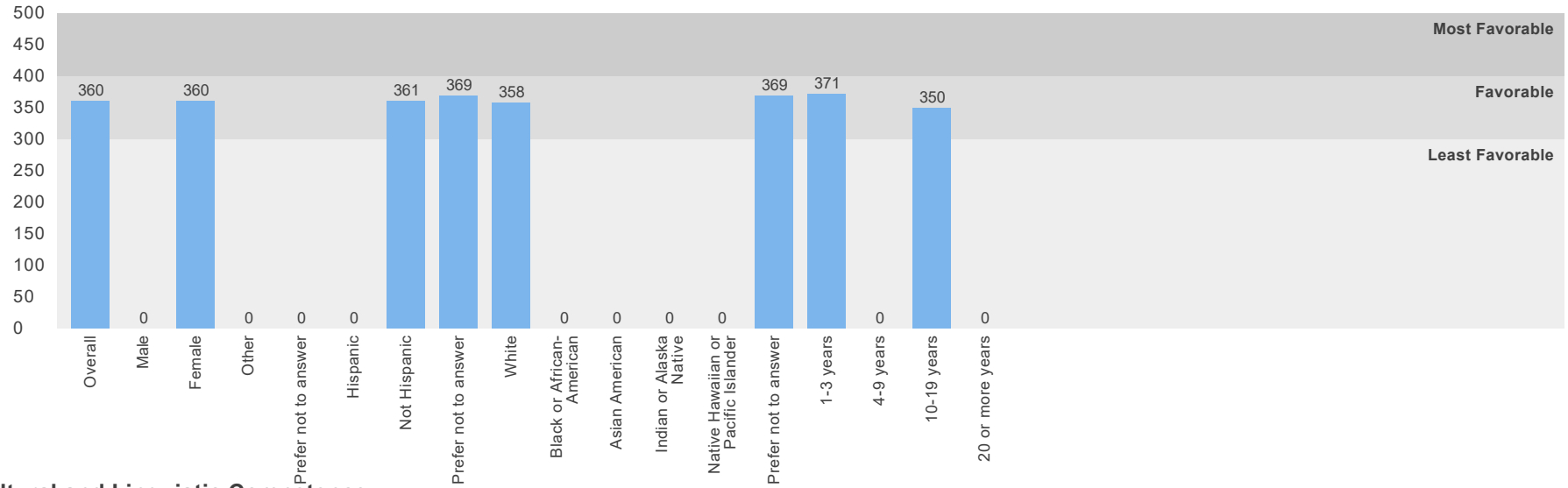
My work is hindered by a lack of materials and basic supplies at this school.	0% 3%	0% 6%	80% 56%	20% 35%
My work is hindered by inadequate or outdated equipment or facilities at this school.	0% 1%	0% 11%	60% 60%	40% 28%
This school looks clean and pleasant.	80% 35%	20% 54%	0% 11%	0% 0%
This school is an inviting work environment.	60% 36%	40% 53%	0% 10%	0% 1%
Staff at this school feel responsible to help each other do their best.	80% 30%	20% 60%	0% 9%	0% 1%
Staff at this school feel responsible when students at this school fail.	40% 20%	60% 67%	0% 12%	0% 1%
The programs and resources at this school are adequate to support students with special needs or disabilities.	40% 34%	60% 52%	0% 10%	0% 4%
Staff at this school feel that it is a part of their job to prepare students to succeed in college.	40% 27%	40% 57%	20% 14%	0% 3%
Staff at this school expect students to do their best all the time.	60% 35%	40% 57%	0% 6%	0% 1%
This school provides the materials, resources, and training necessary for me to support students' physical health and nutrition.	20% 18%	80% 64%	0% 15%	0% 3%
This school places a priority on making healthy food choices.	20% 14%	60% 58%	20% 18%	0% 9%
This school places a priority on students' health needs.	0% 22%	100% 68%	0% 8%	0% 3%
This school places a priority on students' physical activity.	20% 23%	80% 69%	0% 5%	0% 3%
This school places a priority on addressing students' mental health needs.	40% 22%	40% 59%	20% 14%	0% 4%
This school places a priority on teaching students strategies to manage their stress levels.	20% 20%	60% 54%	20% 23%	0% 3%
This school provides the materials, resources, and training necessary for me to support students'	20%	60%	20%	0%

social or emotional needs.	18%	61%	18%	3%
This school provides quality counseling or other services to help students with social or emotional needs.	40% 26%	40% 57%	20% 13%	0% 4%
Staff at this school are clearly informed about school policies and procedures.	40% 25%	60% 65%	0% 5%	0% 5%
Staff at this school recognize students for positive behavior.	60% 41%	40% 54%	0% 5%	0% 0%
Staff at this school encourage students to think about how their actions affect others.	40% 35%	60% 59%	0% 5%	0% 0%
School rules are applied equally to all students.	60% 33%	40% 46%	0% 15%	0% 6%
Discipline is fair.	40% 31%	60% 51%	0% 17%	0% 1%
Staff at this school help students develop strategies to understand and control their feelings and actions.	60% 28%	40% 61%	0% 8%	0% 3%
This school effectively handles student discipline and behavior problems.	20% 23%	80% 56%	0% 17%	0% 4%
Staff at this school work together to ensure an orderly environment.	40% 29%	60% 59%	0% 9%	0% 3%

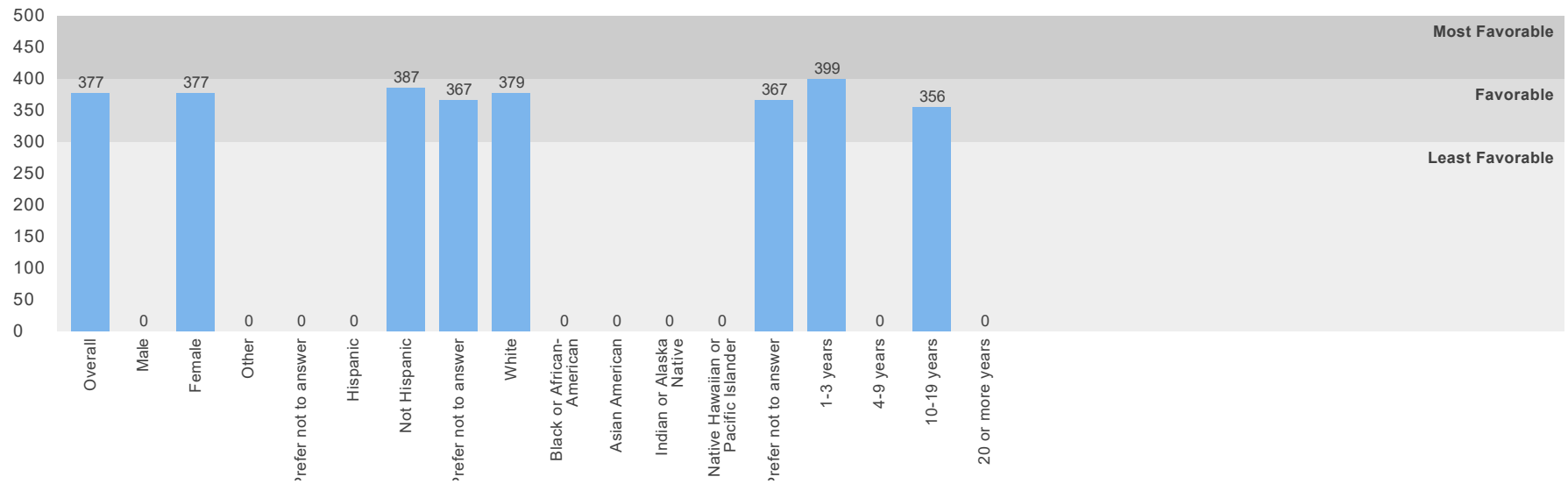
ELSMERE ES

Scale Scores by Demographic

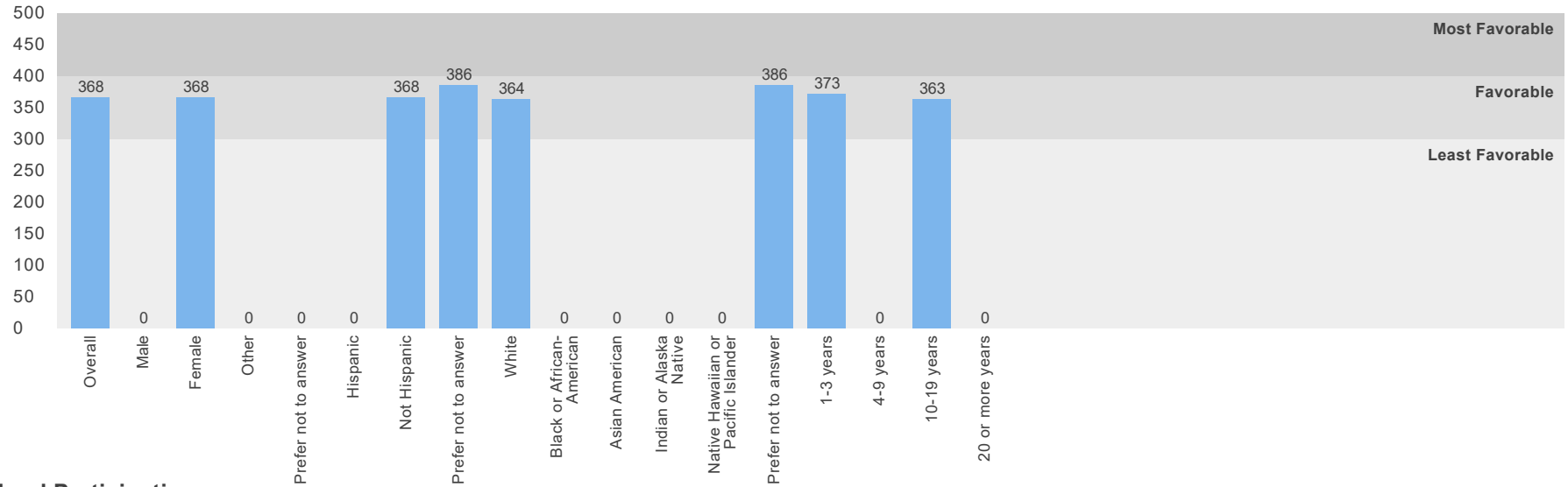
Engagement



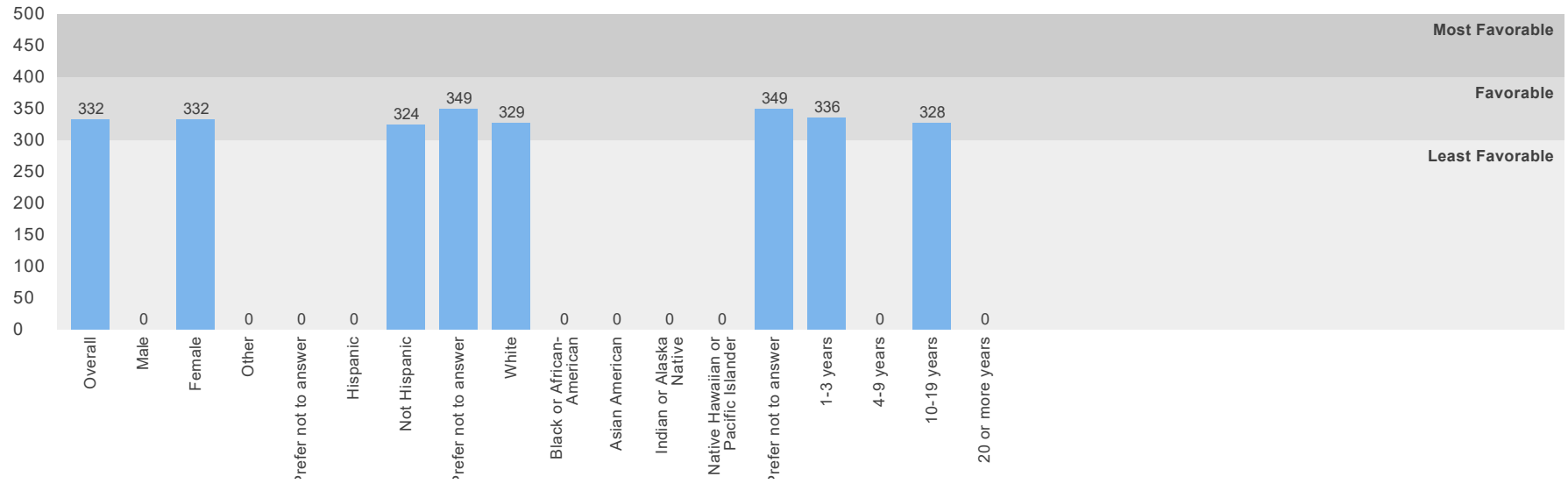
Cultural and Linguistic Competence



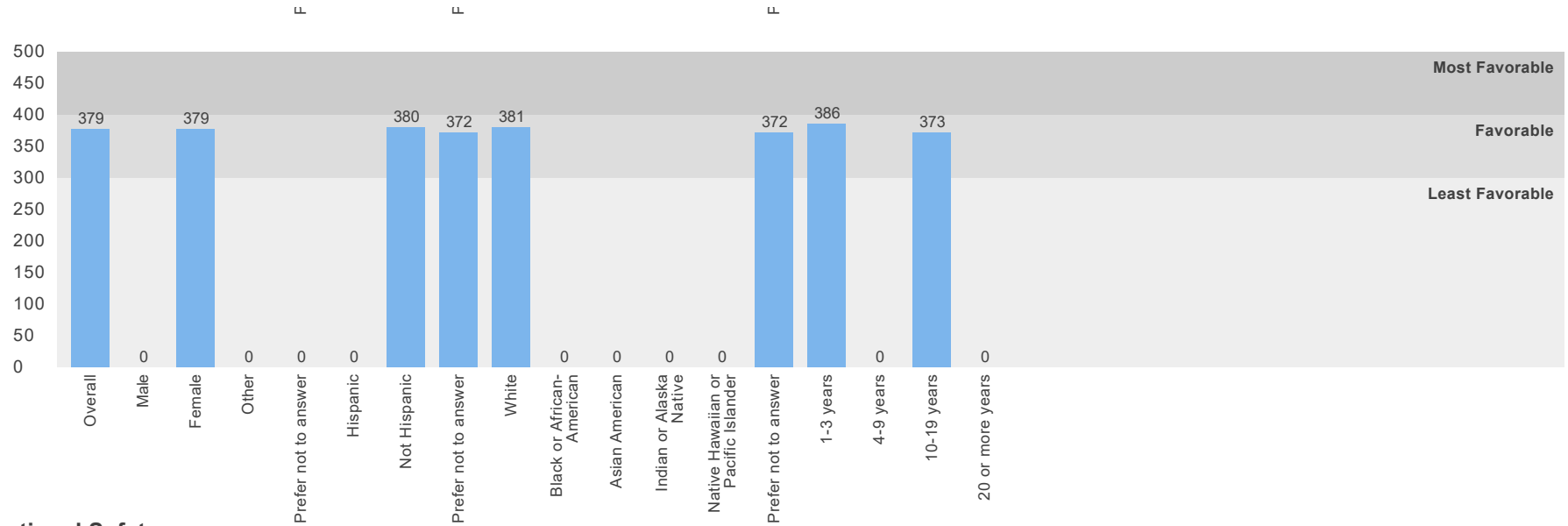
Relationships



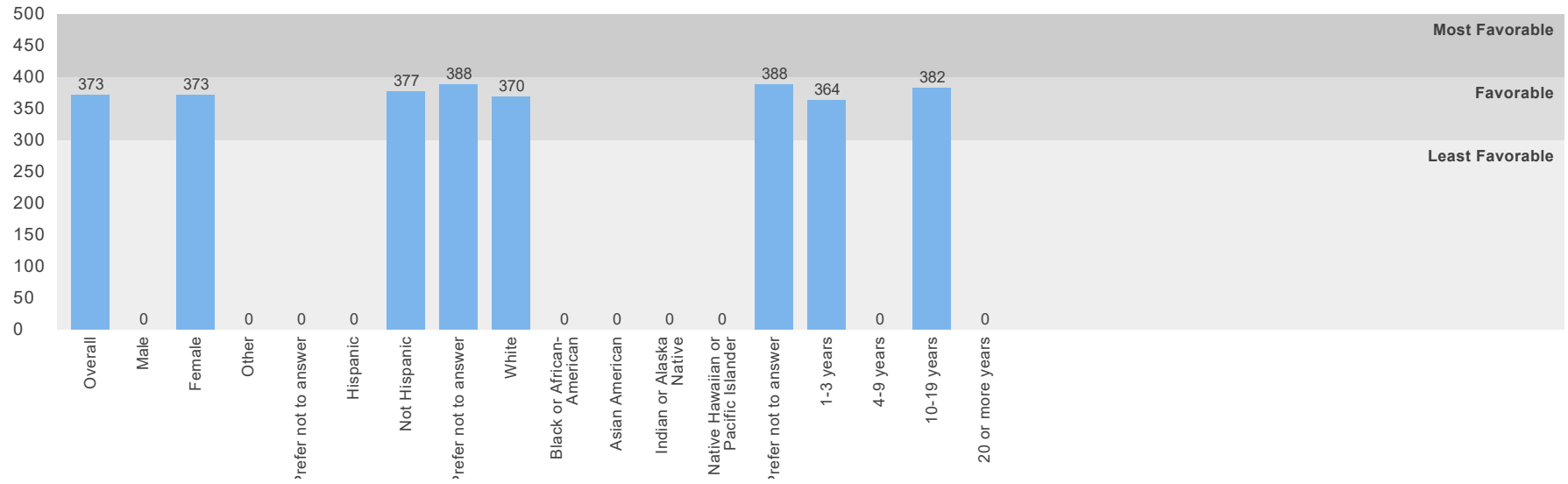
School Participation



Safety



Emotional Safety

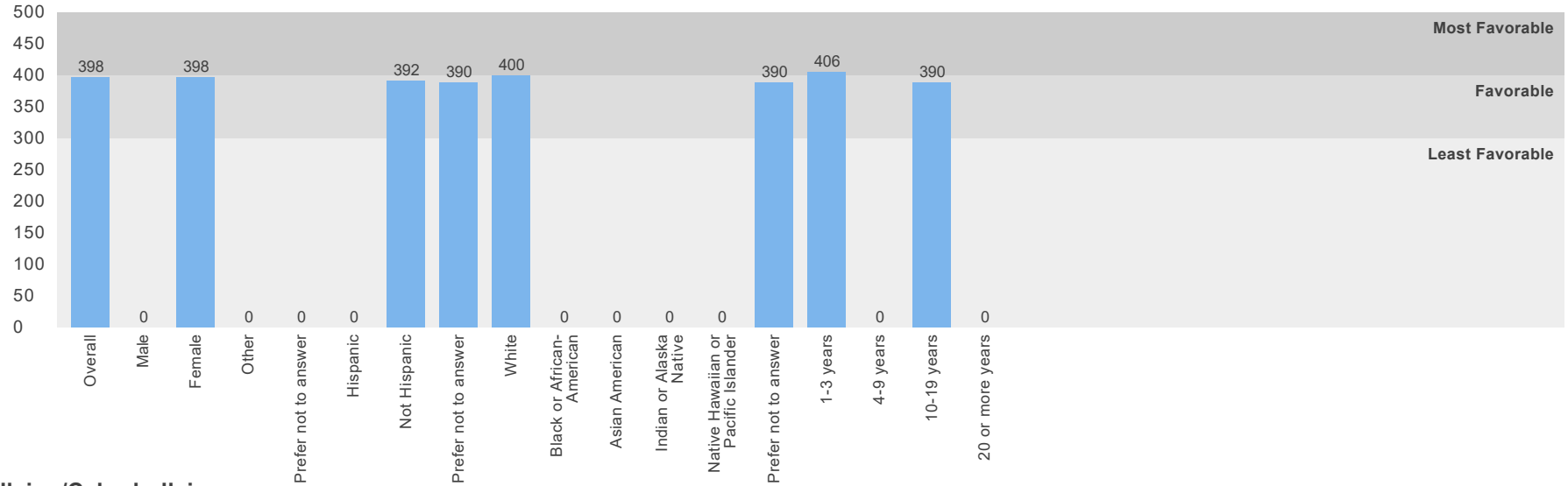


Physical Safety

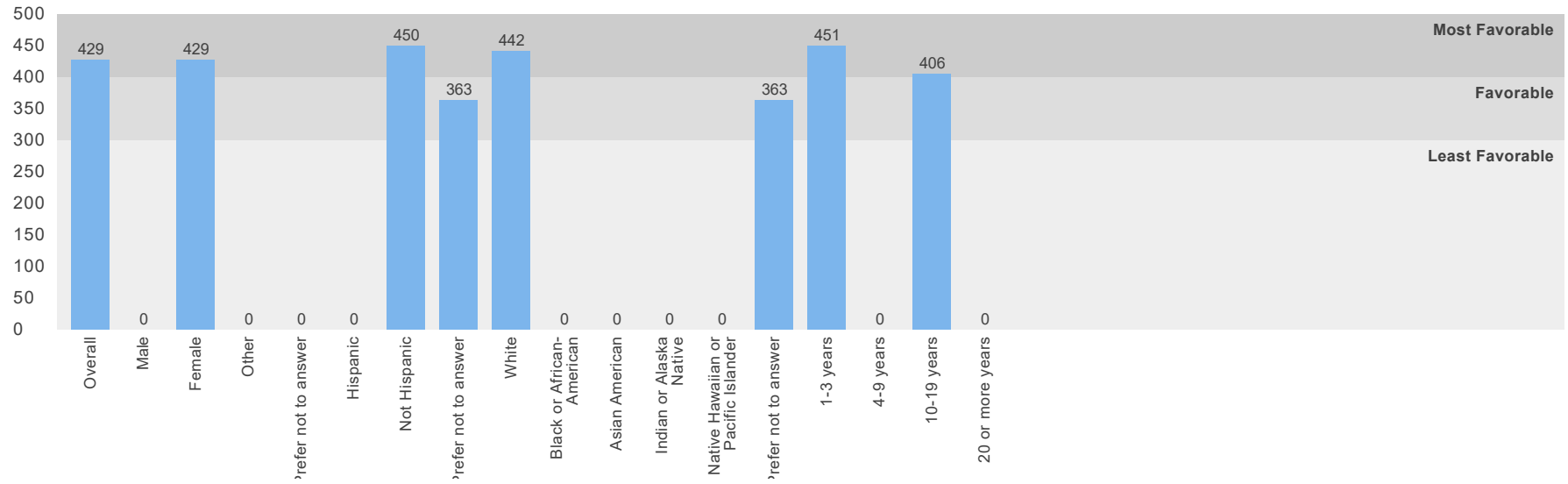
F

F

F

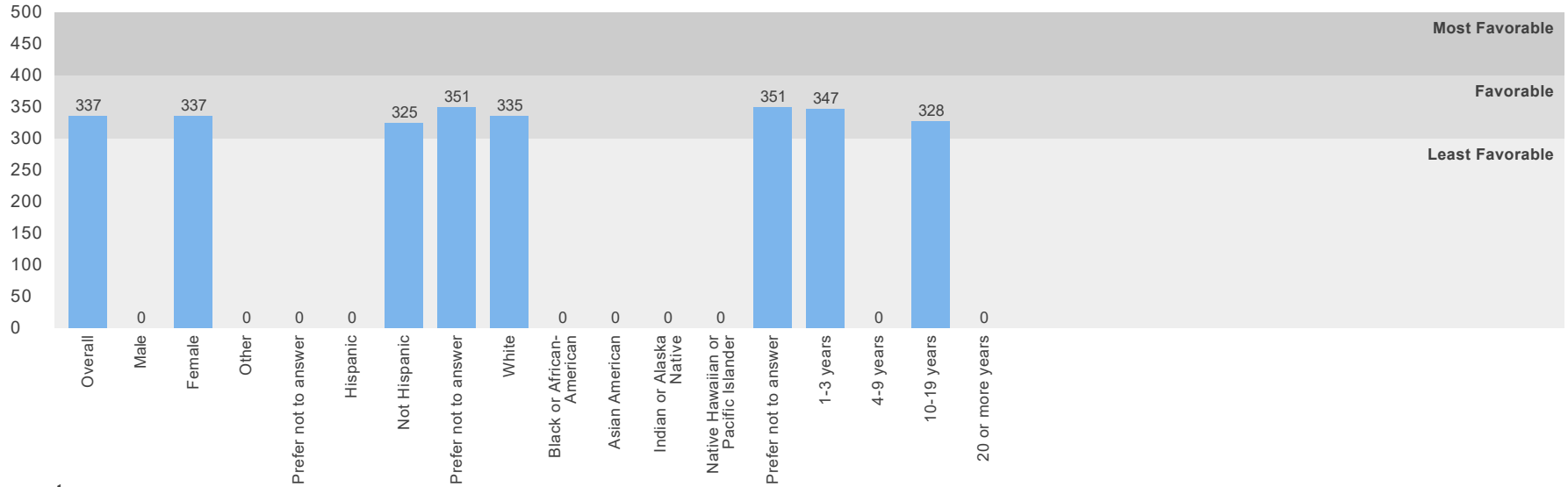


Bullying/Cyberbullying

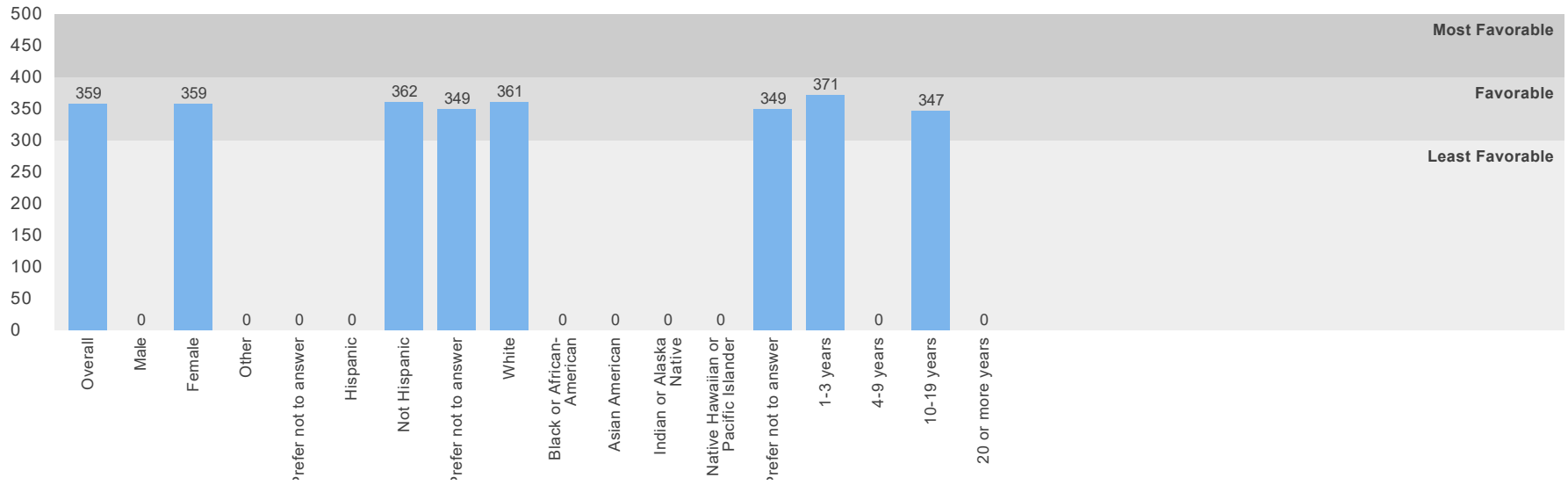


Substance Abuse

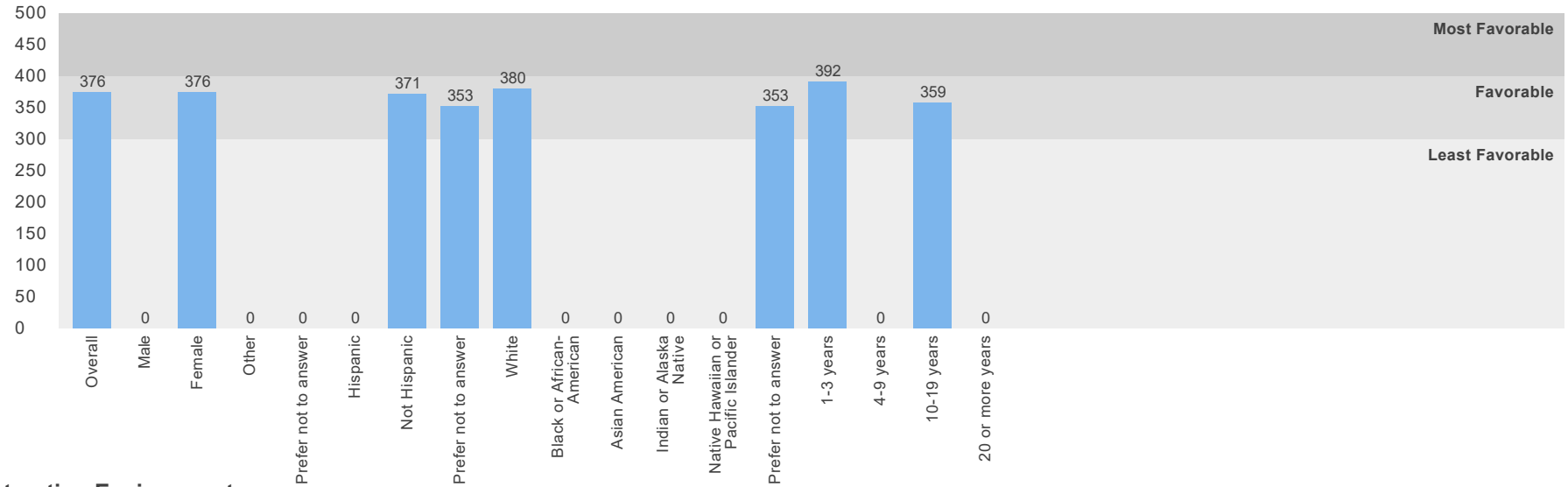
F F F



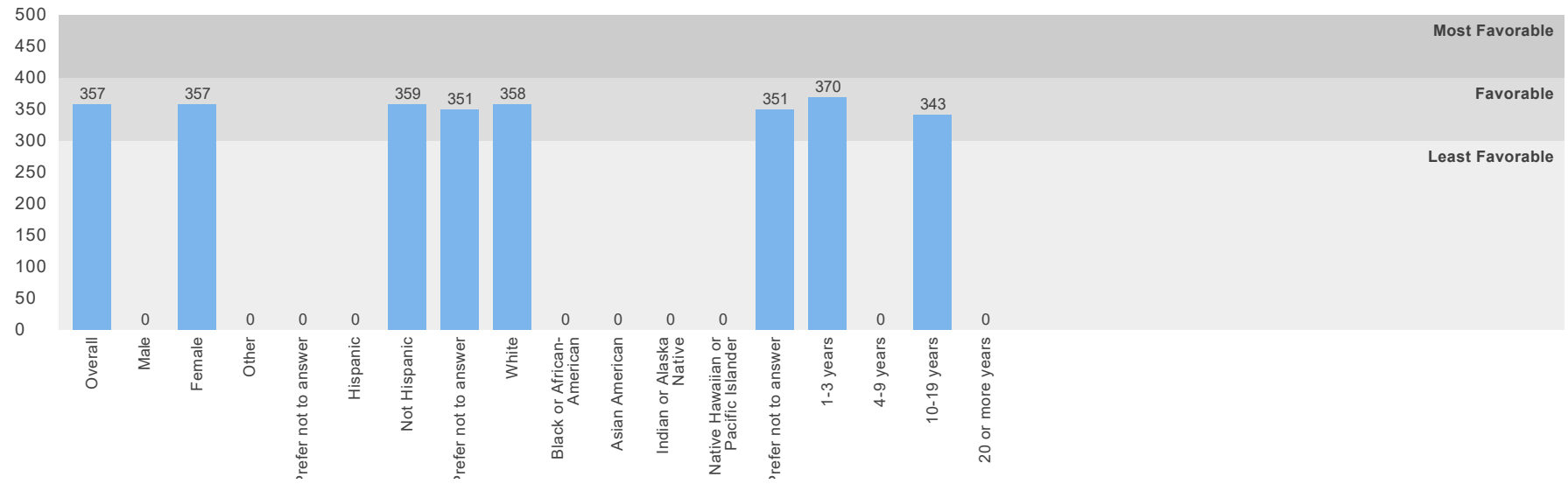
Environment



Physical Environment



Instruction Environment

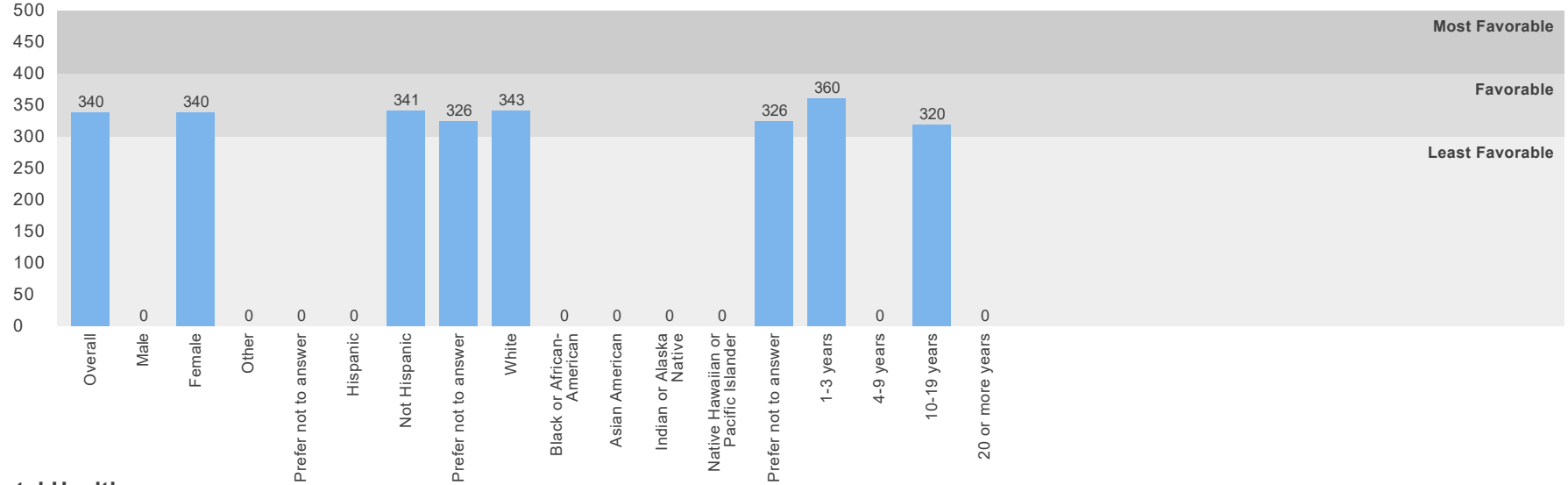


Physical Health

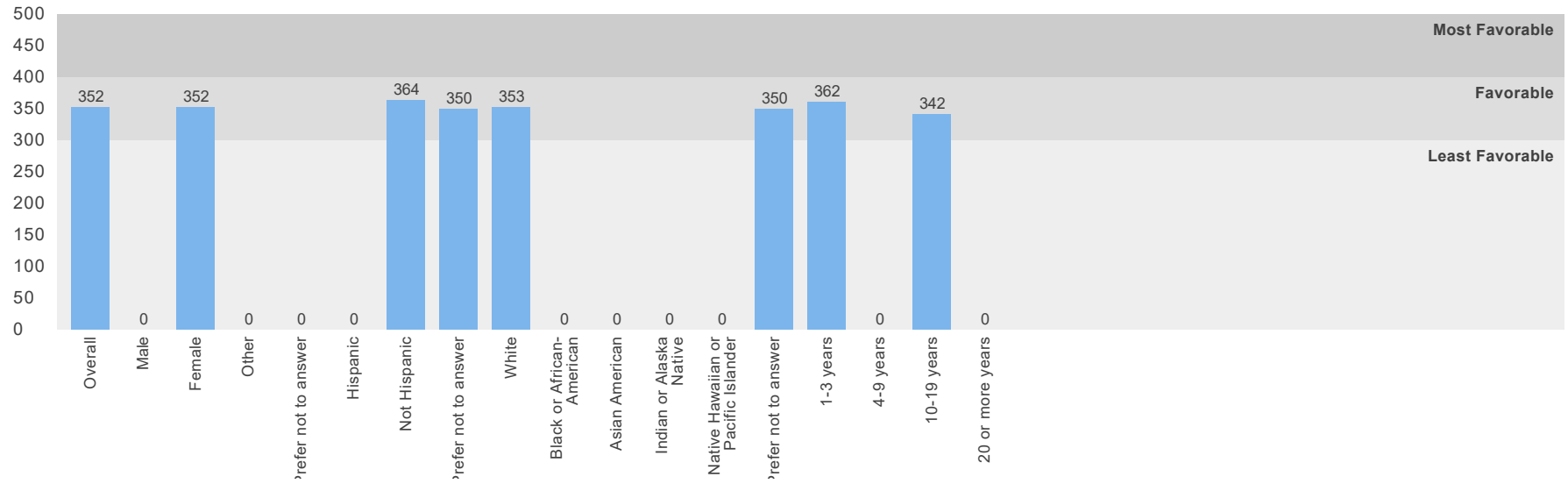
F

F

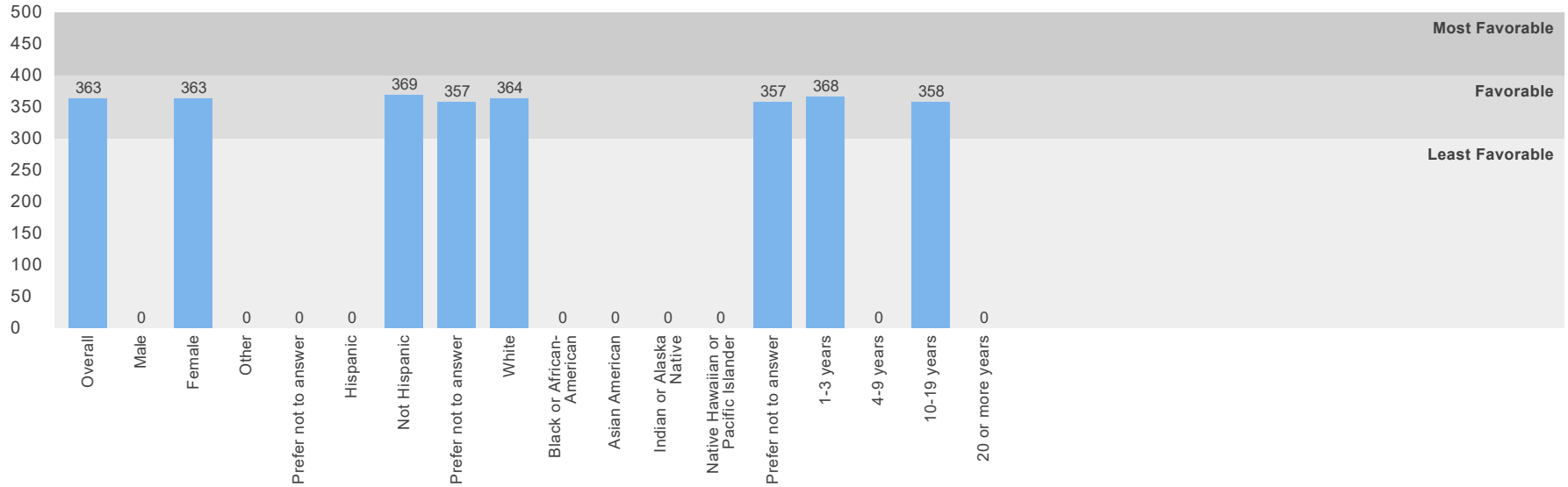
F



Mental Health



Discipline



Number of Submissions: 6

The top percentage is for this school, the bottom is for the district

	Male	Female	Other	Prefer not to answer
Are you male or female?	0% 16%	100% 78%	0% 0%	0% 6%

	Hispanic	Not Hispanic	Prefer not to answer
Are you of Hispanic or Latino origin?	0% 0%	80% 88%	20% 12%

	White	Black or African-American	Asian American	Indian or Alaska Native	Native Hawaiian or Pacific Islander	Prefer not to answer

What is your race?	83%	0%	0%	0%	0%	17%
	88%	2%	0%	0%	0%	11%

	1-3 years	4-9 years	10-19 years	20 or more years
How many years have you been working at this school?	50%	0%	50%	0%
	29%	21%	31%	19%

	Strongly Agree	Agree	Disagree	Strongly Disagree
At this school, all students are treated equally, regardless of whether their parents are rich or poor.	17%	83%	0%	0%
	41%	46%	12%	1%
This school encourages students to take challenging classes no matter their race, ethnicity, nationality, and/or cultural background (e.g., honor level courses, gifted courses, AP or IB courses).	33%	67%	0%	0%
	45%	51%	4%	0%
This school provides instructional materials (e.g., textbooks or handouts) that reflect students' cultural background, ethnicity and identity.	33%	67%	0%	0%
	34%	61%	6%	0%
This school emphasizes showing respect for all students' cultural beliefs and practices.	67%	33%	0%	0%
	59%	39%	3%	0%
This school provides effective resources and training for teaching students with Individualized Education Programs (IEPs) across different languages and cultures.	0%	83%	17%	0%
	41%	43%	14%	3%
This school provides effective supports for students needing alternative modes of communication (e.g., manual signs, communication boards, computer-based devices, picture exchange systems, Braille).	17%	83%	0%	0%
	42%	55%	1%	3%
This school helps parents find community supports for their students who need them.	17%	67%	17%	0%
	29%	61%	8%	3%
Staff at this school do a good job helping parents to support their children's learning at home.	17%	83%	0%	0%
	36%	57%	5%	1%
Staff at this school do a good job helping parents understand when their child needs to learn social and emotional skills.	17%	83%	0%	0%
	28%	64%	8%	0%
At this school the staff get along well.	33%	67%	0%	0%
	34%	58%	6%	3%

At this school there is a feeling of trust among the staff.	0% 25%	100% 59%	0% 11%	0% 4%
At this school students get along well with the staff.	33% 32%	67% 64%	0% 3%	0% 1%
Administrators ask staff to be involved in making decisions.	0% 19%	83% 54%	17% 22%	0% 5%
Staff at this school have many informal opportunities to influence what happens within the school.	17% 18%	67% 58%	17% 19%	0% 5%
At this school, students are given the opportunity to take part in decision making.	0% 14%	67% 59%	33% 23%	0% 4%
This school provides students with opportunities to take a lead role in organizing programs and activities.	0% 28%	67% 53%	33% 18%	0% 1%
Students are encouraged to get involved in extra-curricular activities.	0% 36%	83% 59%	17% 4%	0% 1%
I feel like I belong.	17% 38%	83% 53%	0% 5%	0% 4%
I feel satisfied with the recognition I get for doing a good job.	17% 30%	67% 47%	17% 14%	0% 9%
I feel comfortable discussing feelings, worries, and frustrations with my supervisor.	17% 40%	50% 38%	33% 14%	0% 8%
This school inspires me to do the very best at my job.	33% 38%	50% 46%	17% 13%	0% 4%
People at this school care about me as a person.	50% 33%	50% 54%	0% 9%	0% 4%
I can manage almost any student behavior problem.	17% 29%	83% 58%	0% 12%	0% 1%
I feel safe at this school.	33% 47%	67% 48%	0% 5%	0% 0%
The following types of problems occur at this school often: Physical conflicts among students.	0% 3%	17% 15%	83% 55%	0% 27%

The following types of problems occur at this school often: robbery or theft.	0% 1%	0% 11%	33% 41%	67% 47%	
The following types of problems occur at this school often: vandalism.	0% 4%	0% 18%	100% 44%	0% 34%	
The following types of problems occur at this school often: student possession of weapons.	0% 1%	0% 4%	0% 35%	100% 60%	
The following types of problems occur at this school often: sexual assault or dating violence.	0% 1%	0% 5%	0% 35%	100% 58%	
The following types of problems occur at this school often: physical abuse of teachers.	0% 1%	0% 1%	50% 38%	50% 59%	
The following types of problems occur at this school often: student verbal abuse of teachers.	0% 4%	0% 13%	67% 51%	33% 32%	
I think that bullying is a frequent problem at this school.	0% 5%	0% 23%	100% 57%	0% 14%	
I think that cyberbullying is a frequent problem among students at this school.	0% 5%	0% 27%	50% 48%	50% 20%	
Staff at this school always stop bullying when they see it.	50% 29%	50% 59%	0% 10%	0% 1%	
Staff at this school are teased or picked on about their race or ethnicity.	0% 3%	0% 8%	50% 35%	50% 54%	
Staff at this school are teased or picked on about their cultural background or religion.	0% 1%	0% 6%	33% 37%	67% 55%	
Staff at this school are teased or picked on about their physical or mental disability.	0% 1%	0% 9%	33% 35%	67% 54%	
Staff at this school are teased or picked on about their sexuality.	0% 1%	0% 6%	50% 37%	50% 55%	
		Not a Problem	Small Problem	Somewhat a Problem	Large Problem
At this school, how much of a problem is student drug use?	100% 56%	0% 23%	0% 15%	0% 5%	

At this school, how much of a problem is student use of electronic cigarettes?	100% 54%	0% 23%	0% 18%	0% 5%
At this school, how much of a problem is student use of tobacco (e.g., cigarettes, chew, cigars)?	100% 66%	0% 19%	0% 14%	0% 1%
At this school, how much of a problem is student alcohol use?	100% 56%	0% 24%	0% 14%	0% 5%

	Strongly Agree	Agree	Disagree	Strongly Disagree
This school collaborates well with community organizations to help address youth substance use problems.	17% 17%	50% 60%	17% 20%	17% 3%
This school has adequate resources to address substance use prevention.	0% 21%	83% 57%	17% 21%	0% 1%
At this school, first-time violations of alcohol or other drug policies are punished by at least an out-of-school suspension.	0% 12%	83% 73%	17% 14%	0% 2%
This school has programs, resources, and/or policies to prevent substance abuse.	0% 17%	83% 62%	17% 20%	0% 2%
This school has programs that address substance use among students.	0% 13%	83% 63%	17% 23%	0% 2%
I know what to do if there is an emergency, natural disaster (tornado, flood) or a dangerous situation (e.g., violent person on campus) during the school day.	50% 39%	50% 55%	0% 4%	0% 3%
This school has a written plan that describes procedures to be performed in shootings.	67% 37%	17% 54%	17% 4%	0% 5%
This school has a written plan that clearly describes procedures to be performed in natural disasters (e.g., earthquakes or tornadoes).	67% 38%	17% 49%	17% 9%	0% 4%
This school or school district provides effective training in safety procedures to staff (e.g., lockdown training or fire drills).	67% 43%	33% 49%	0% 6%	0% 1%
My work is hindered by poor heating, cooling, and/or lighting systems at this school.	0% 14%	0% 16%	60% 44%	40% 26%
My work is hindered by insufficient workspace at this school.	0% 5%	0% 13%	67% 59%	33% 23%

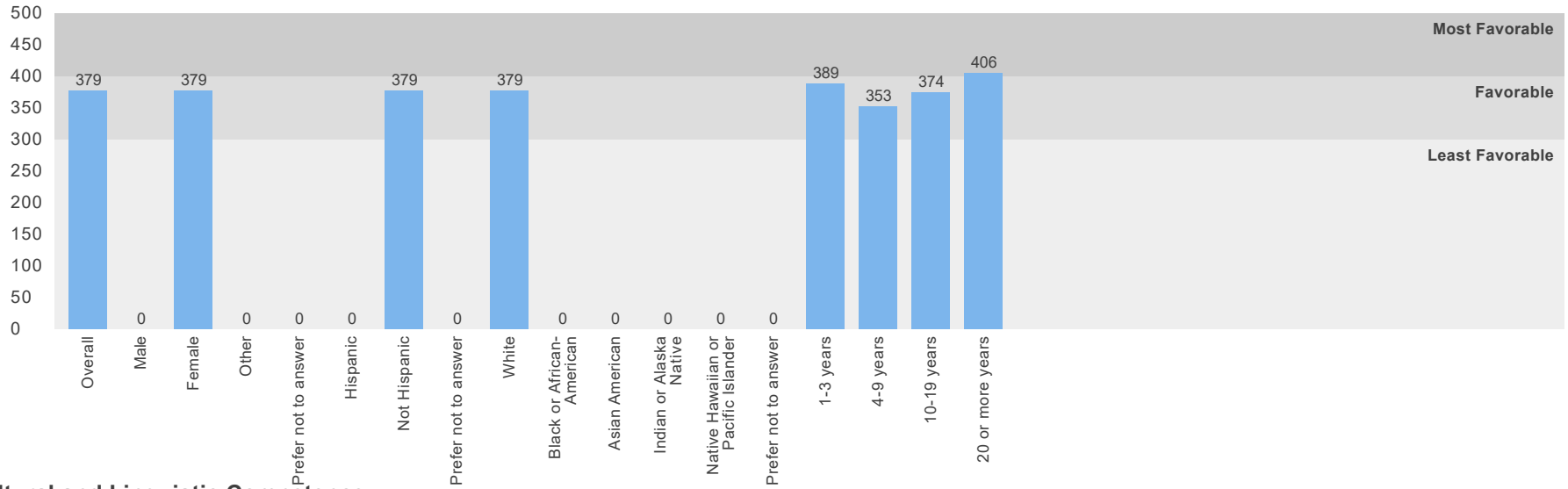
My work is hindered by a lack of materials and basic supplies at this school.	0% 3%	0% 6%	67% 56%	33% 35%
My work is hindered by inadequate or outdated equipment or facilities at this school.	0% 1%	17% 11%	67% 60%	17% 28%
This school looks clean and pleasant.	17% 35%	83% 54%	0% 11%	0% 0%
This school is an inviting work environment.	17% 36%	83% 53%	0% 10%	0% 1%
Staff at this school feel responsible to help each other do their best.	33% 30%	67% 60%	0% 9%	0% 1%
Staff at this school feel responsible when students at this school fail.	17% 20%	83% 67%	0% 12%	0% 1%
The programs and resources at this school are adequate to support students with special needs or disabilities.	17% 34%	50% 52%	33% 10%	0% 4%
Staff at this school feel that it is a part of their job to prepare students to succeed in college.	0% 27%	83% 57%	17% 14%	0% 3%
Staff at this school expect students to do their best all the time.	0% 35%	100% 57%	0% 6%	0% 1%
This school provides the materials, resources, and training necessary for me to support students' physical health and nutrition.	0% 18%	67% 64%	33% 15%	0% 3%
This school places a priority on making healthy food choices.	0% 14%	67% 58%	33% 18%	0% 9%
This school places a priority on students' health needs.	17% 22%	83% 68%	0% 8%	0% 3%
This school places a priority on students' physical activity.	0% 23%	100% 69%	0% 5%	0% 3%
This school places a priority on addressing students' mental health needs.	17% 22%	67% 59%	17% 14%	0% 4%
This school places a priority on teaching students strategies to manage their stress levels.	17% 20%	67% 54%	17% 23%	0% 3%
This school provides the materials, resources, and training necessary for me to support students'	0%	83%	17%	0%

social or emotional needs.	18%	61%	18%	3%
This school provides quality counseling or other services to help students with social or emotional needs.	17% 26%	83% 57%	0% 13%	0% 4%
Staff at this school are clearly informed about school policies and procedures.	0% 25%	100% 65%	0% 5%	0% 5%
Staff at this school recognize students for positive behavior.	50% 41%	50% 54%	0% 5%	0% 0%
Staff at this school encourage students to think about how their actions affect others.	33% 35%	67% 59%	0% 5%	0% 0%
School rules are applied equally to all students.	17% 33%	67% 46%	17% 15%	0% 6%
Discipline is fair.	0% 31%	83% 51%	17% 17%	0% 1%
Staff at this school help students develop strategies to understand and control their feelings and actions.	0% 28%	100% 61%	0% 8%	0% 3%
This school effectively handles student discipline and behavior problems.	0% 23%	50% 56%	50% 17%	0% 4%
Staff at this school work together to ensure an orderly environment.	33% 29%	67% 59%	0% 9%	0% 3%

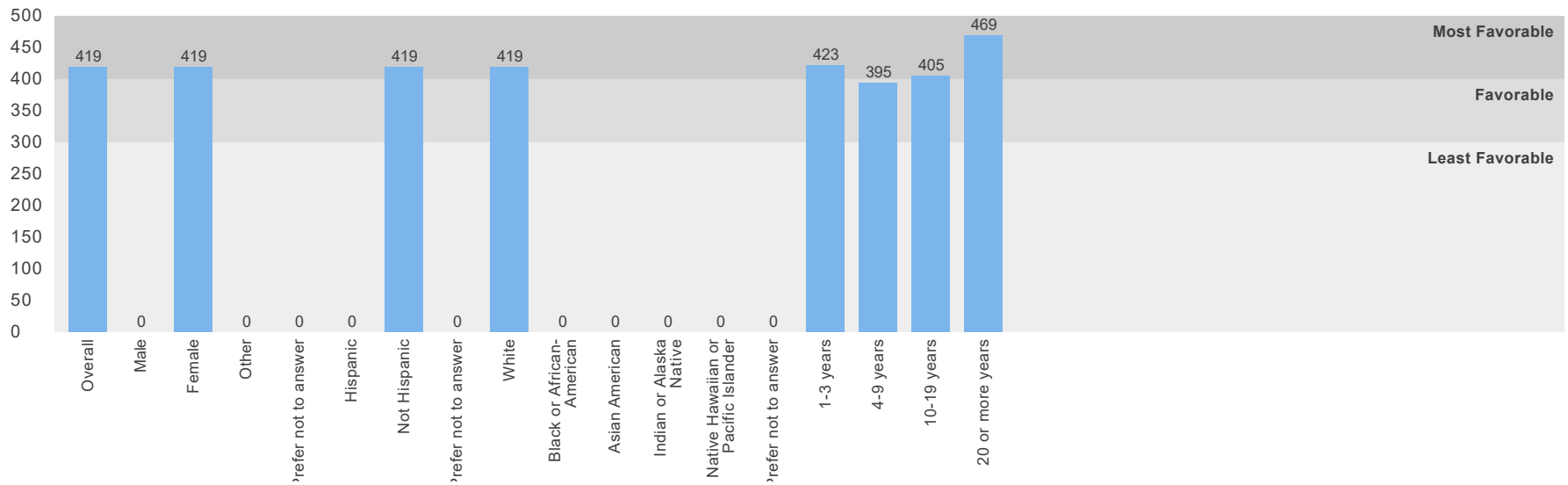
GLENMONT ES

Scale Scores by Demographic

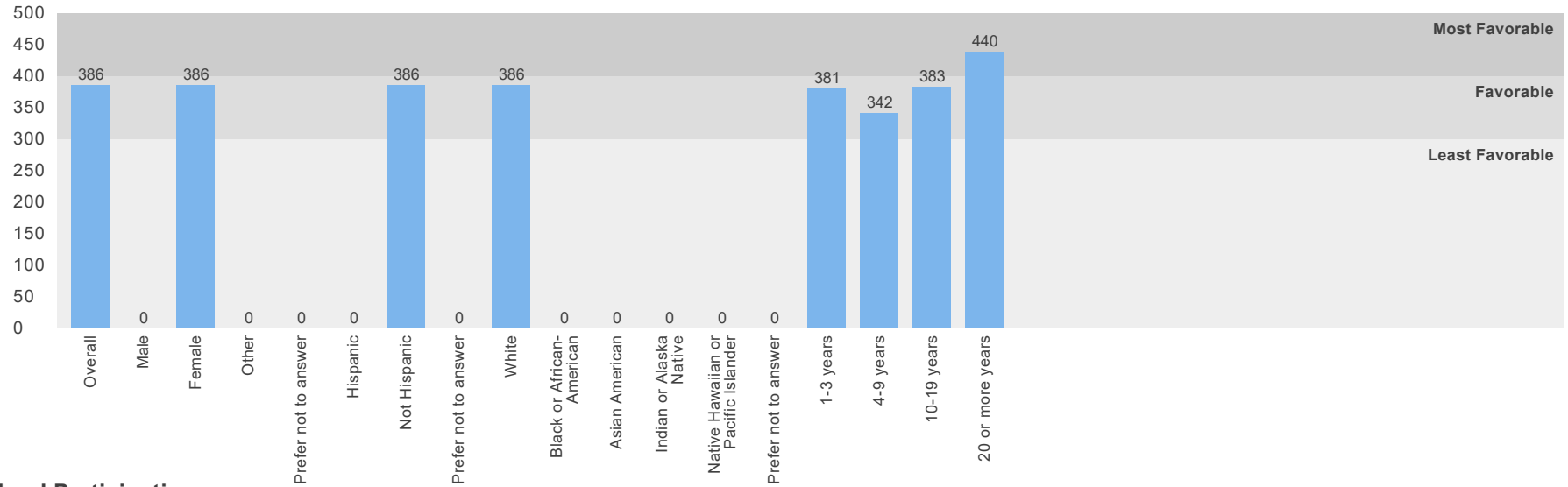
Engagement



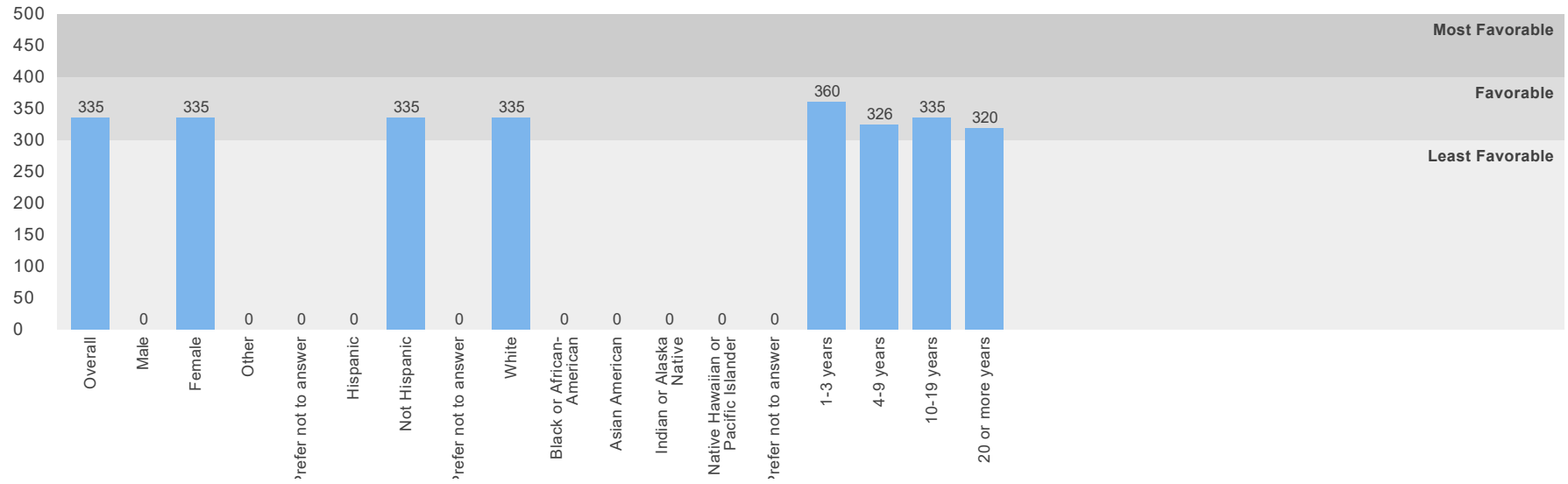
Cultural and Linguistic Competence



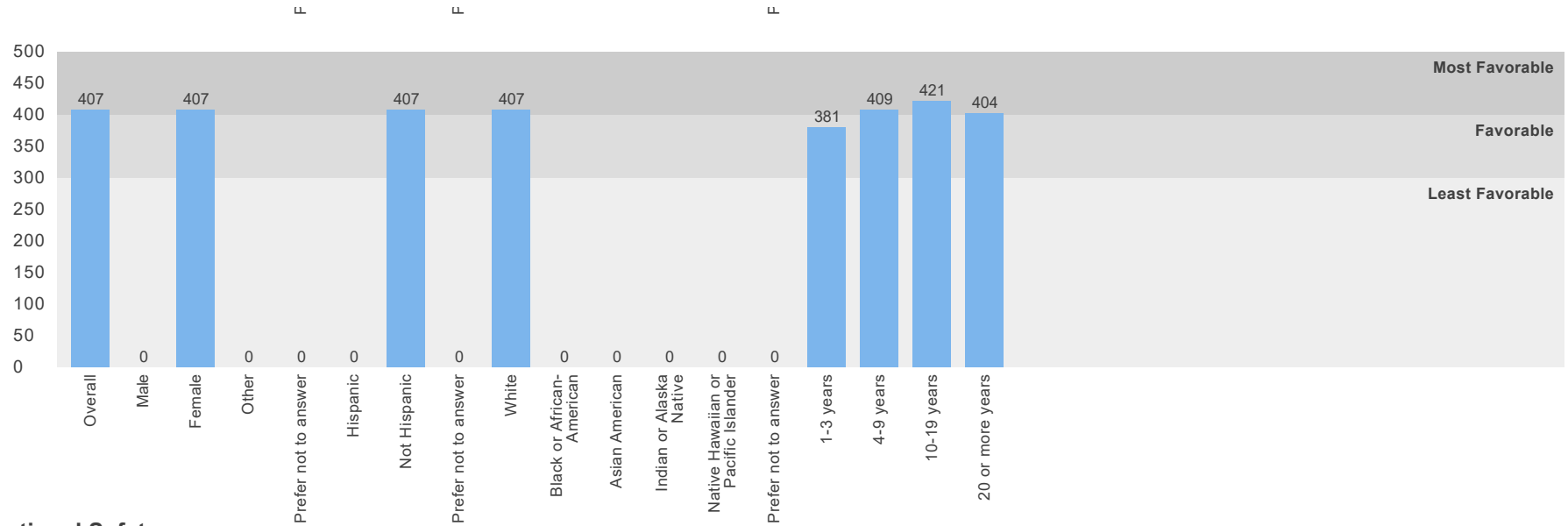
Relationships



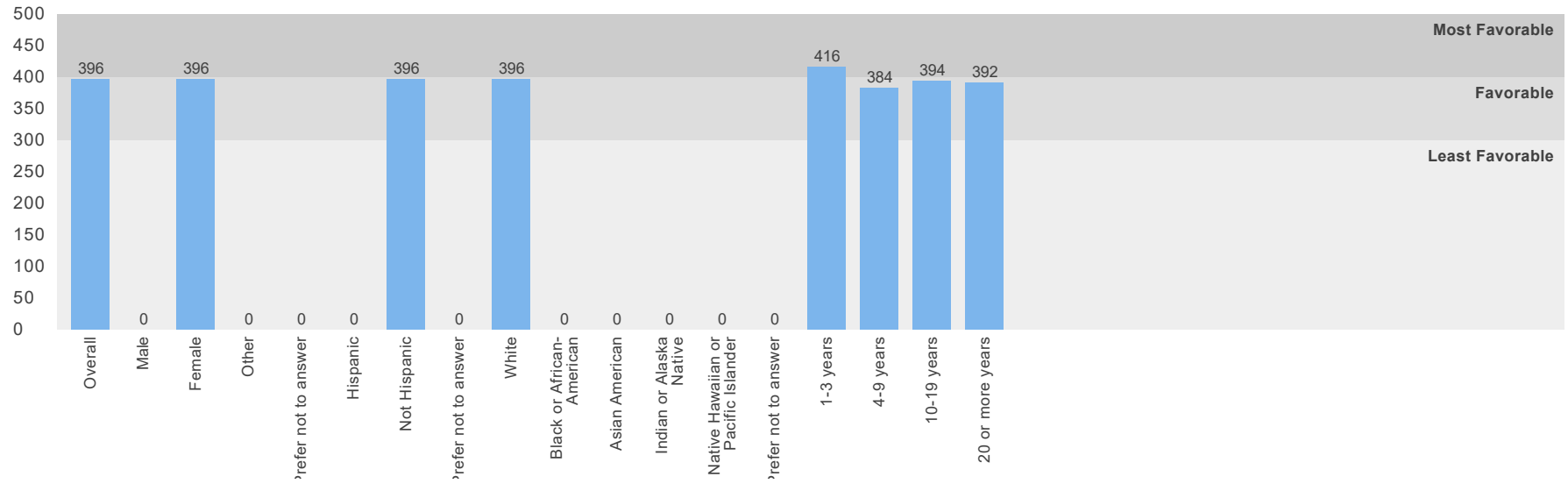
School Participation



Safety



Emotional Safety

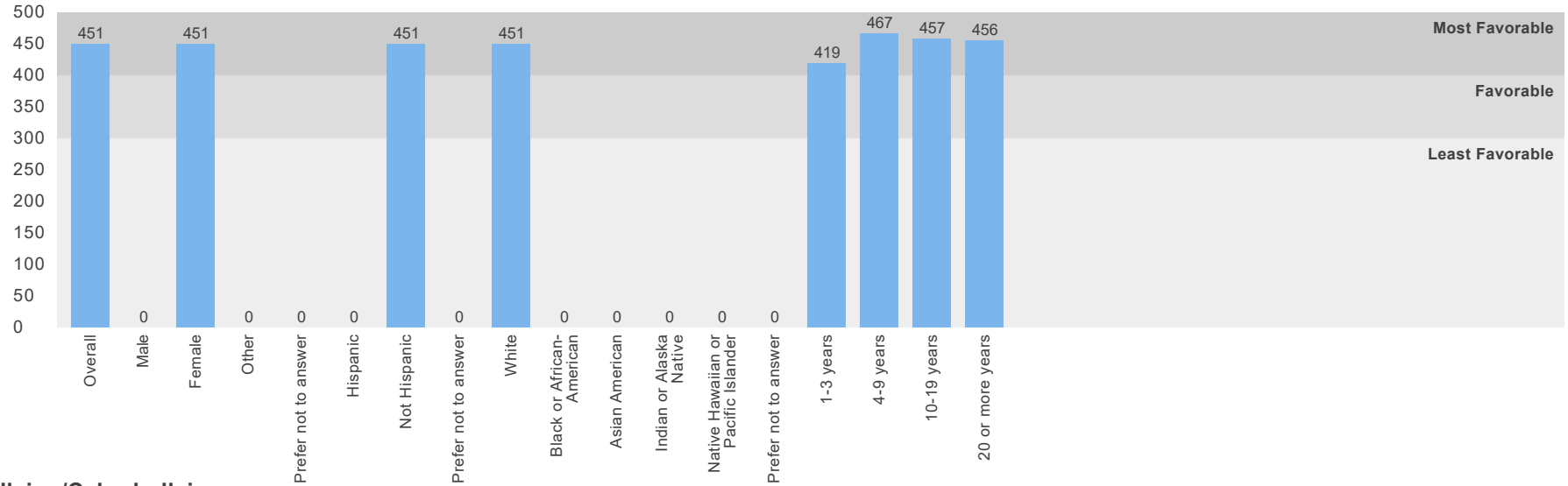


Physical Safety

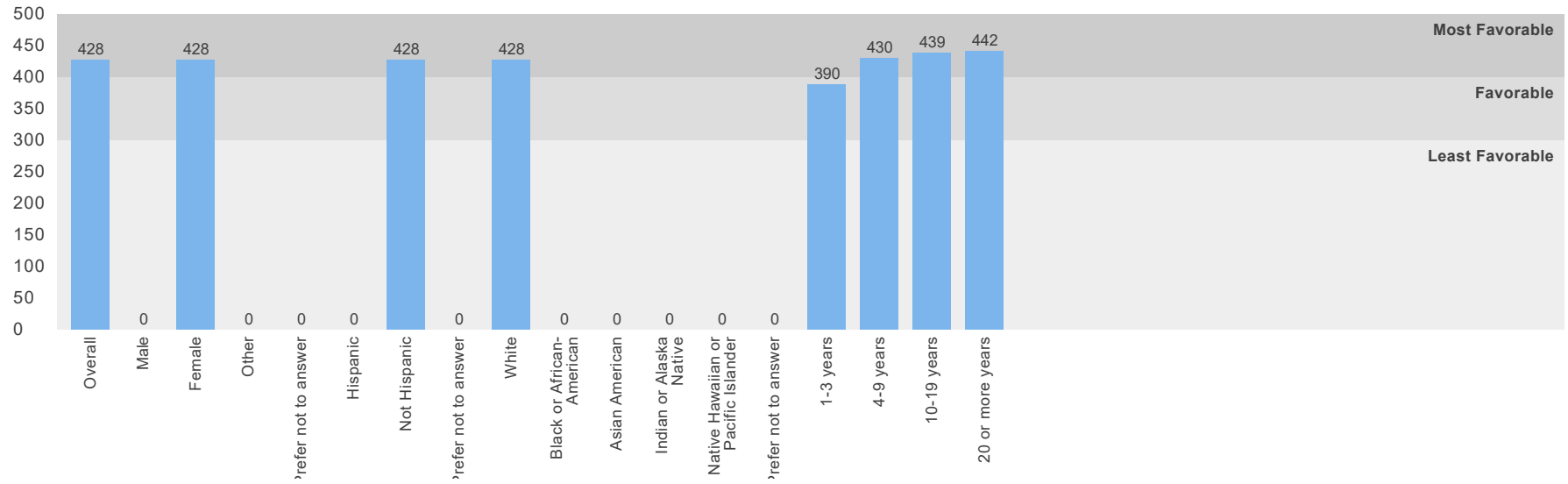
F

F

F

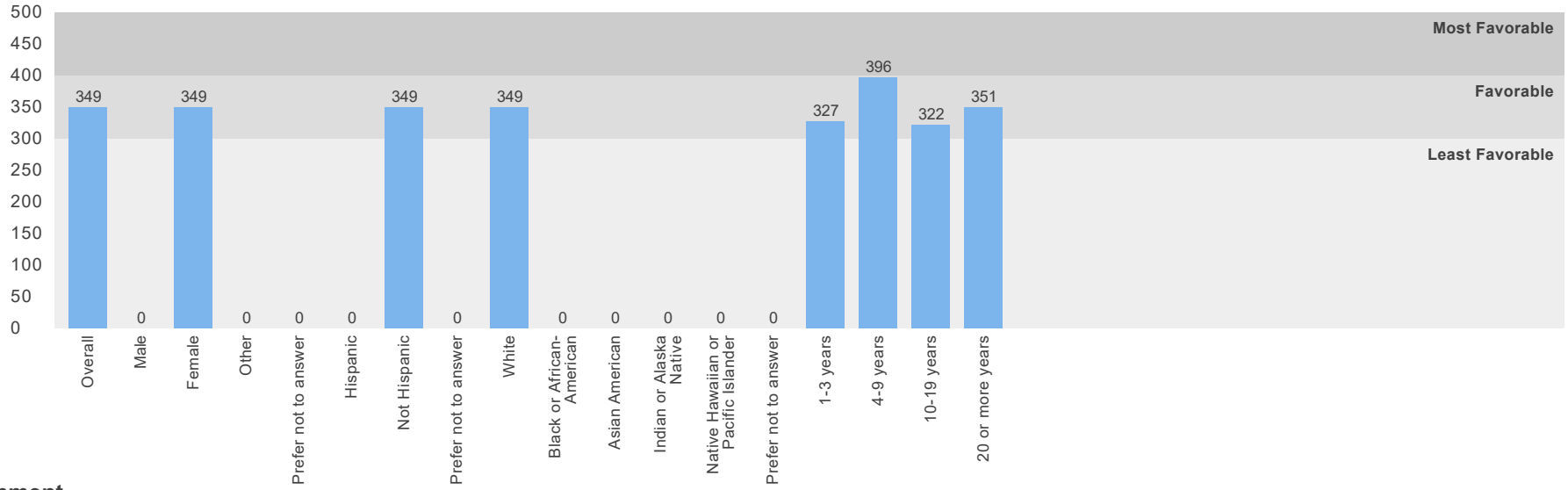


Bullying/Cyberbullying

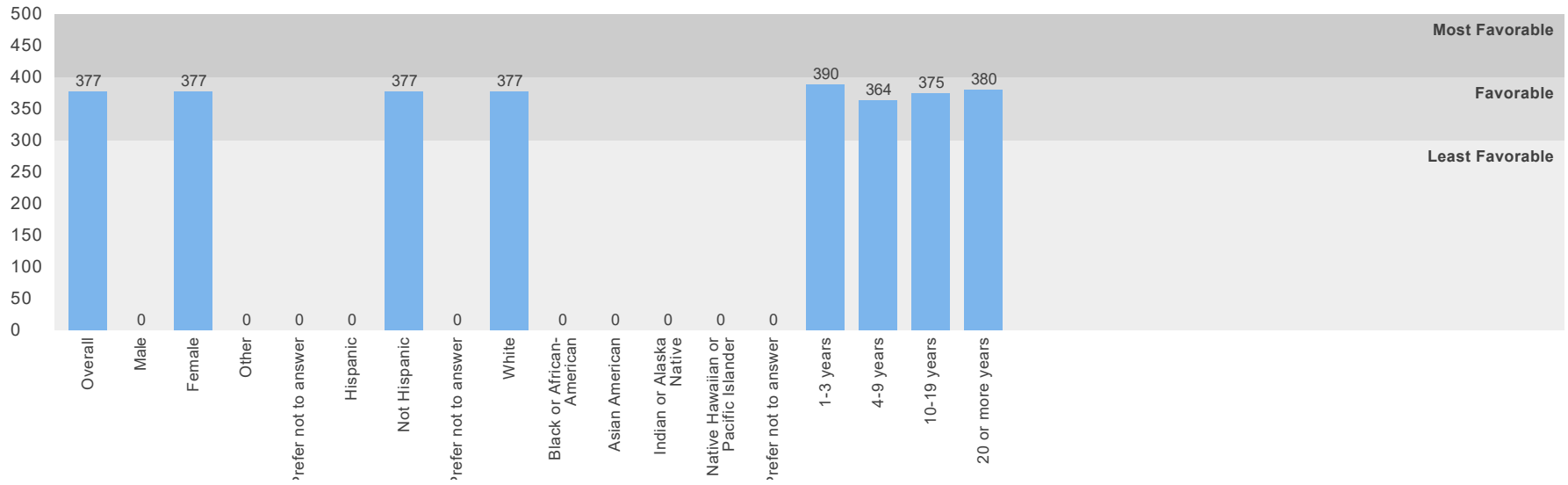


Substance Abuse

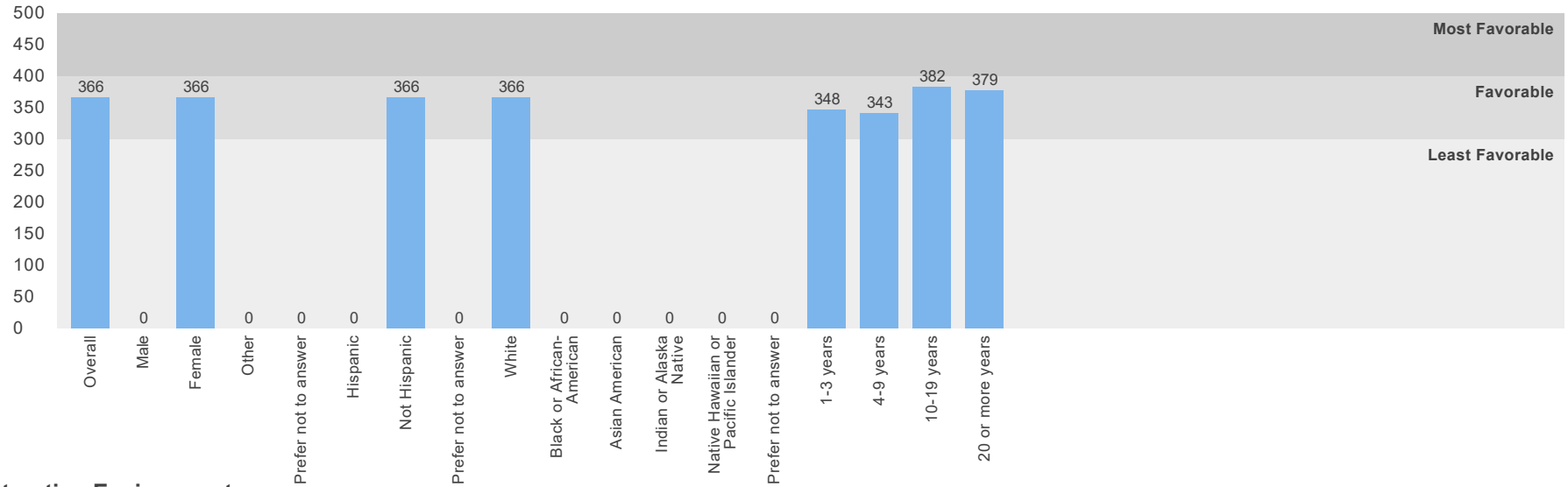
F F F



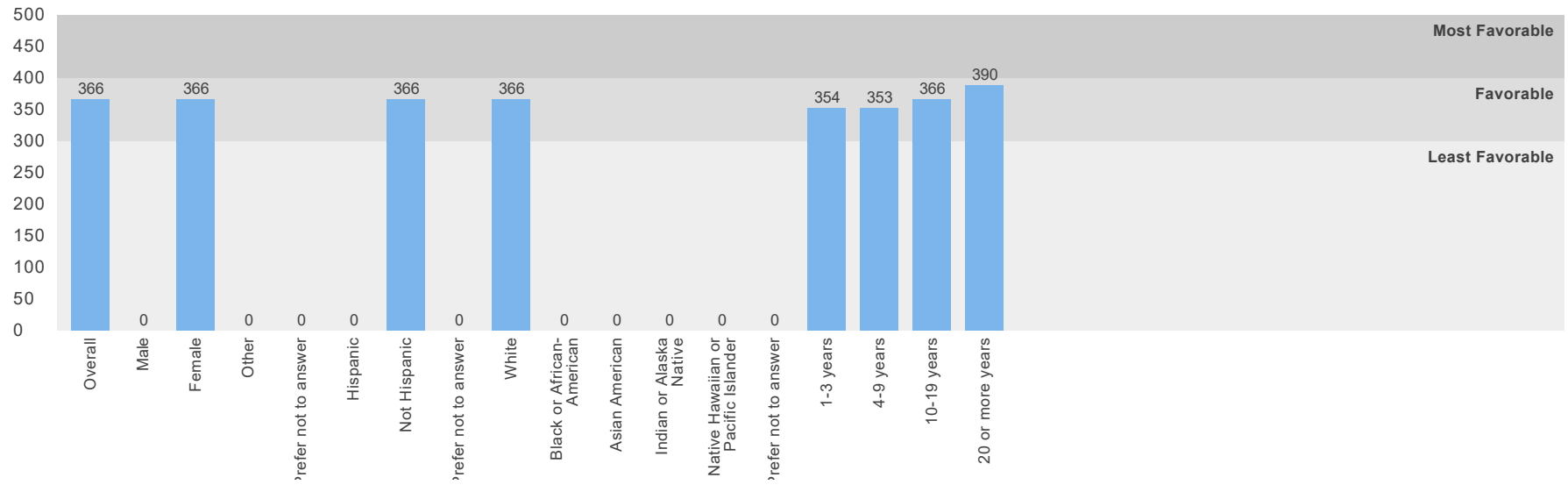
Environment



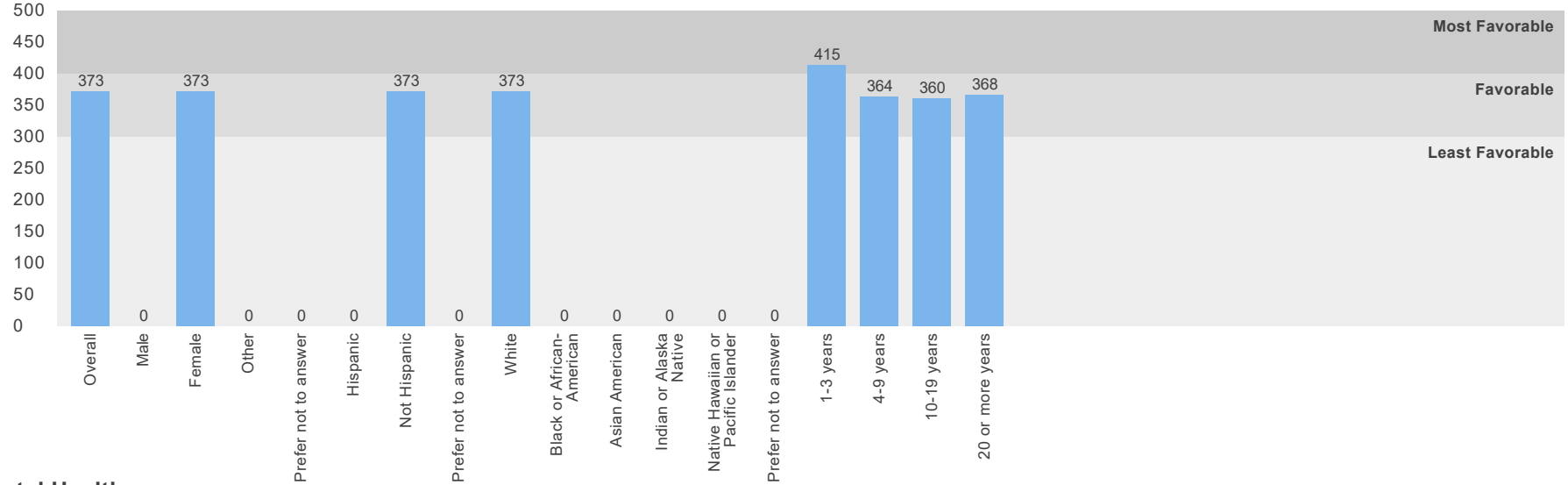
Physical Environment



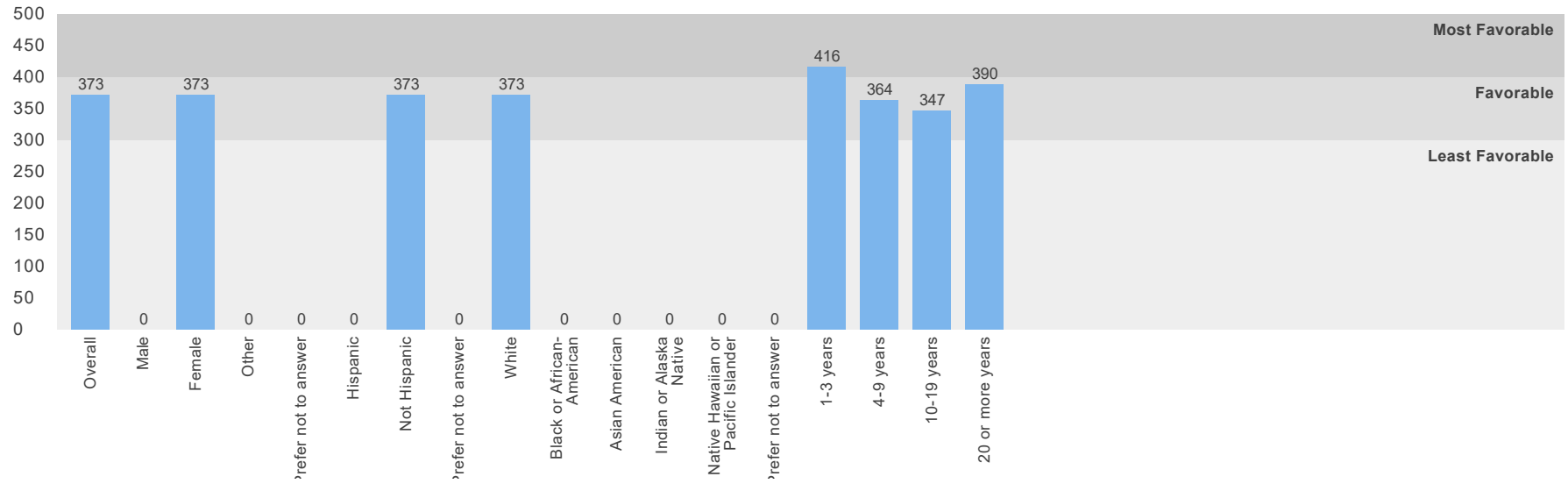
Instruction Environment



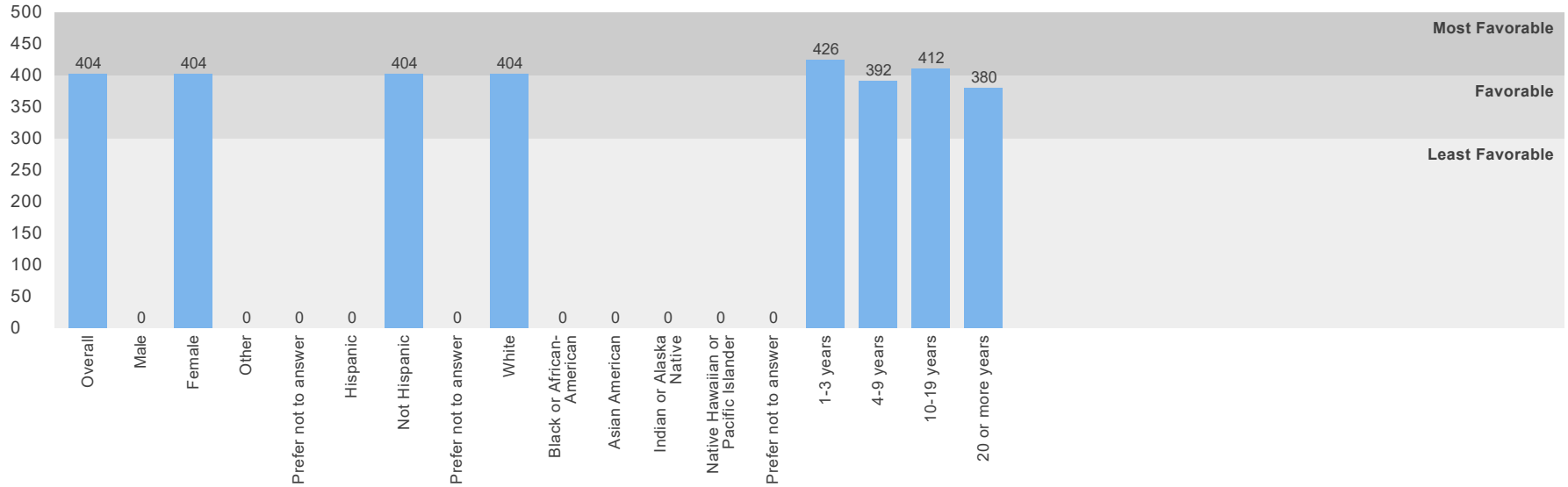
Physical Health



Mental Health



Discipline



Number of Submissions: 10

The top percentage is for this school, the bottom is for the district

	Male	Female	Other	Prefer not to answer
Are you male or female?	0% 16%	100% 78%	0% 0%	0% 6%

	Hispanic	Not Hispanic	Prefer not to answer
Are you of Hispanic or Latino origin?	0% 0%	100% 88%	0% 12%

	White	Black or African-American	Asian American	Indian or Alaska Native	Native Hawaiian or Pacific Islander	Prefer not to answer

What is your race?	100% 88%	0% 2%	0% 0%	0% 0%	0% 0%	0% 11%
--------------------	-------------	----------	----------	----------	----------	-----------

	1-3 years	4-9 years	10-19 years	20 or more years
How many years have you been working at this school?	20% 29%	20% 21%	40% 31%	20% 19%

	Strongly Agree	Agree	Disagree	Strongly Disagree
At this school, all students are treated equally, regardless of whether their parents are rich or poor.	70% 41%	20% 46%	10% 12%	0% 1%
This school encourages students to take challenging classes no matter their race, ethnicity, nationality, and/or cultural background (e.g., honor level courses, gifted courses, AP or IB courses).	56% 45%	33% 51%	11% 4%	0% 0%
This school provides instructional materials (e.g., textbooks or handouts) that reflect students' cultural background, ethnicity and identity.	89% 34%	11% 61%	0% 6%	0% 0%
This school emphasizes showing respect for all students' cultural beliefs and practices.	80% 59%	20% 39%	0% 3%	0% 0%
This school provides effective resources and training for teaching students with Individualized Education Programs (IEPs) across different languages and cultures.	40% 41%	50% 43%	10% 14%	0% 3%
This school provides effective supports for students needing alternative modes of communication (e.g., manual signs, communication boards, computer-based devices, picture exchange systems, Braille).	50% 42%	40% 55%	10% 1%	0% 3%
This school helps parents find community supports for their students who need them.	30% 29%	60% 61%	10% 8%	0% 3%
Staff at this school do a good job helping parents to support their children's learning at home.	44% 36%	44% 57%	11% 5%	0% 1%
Staff at this school do a good job helping parents understand when their child needs to learn social and emotional skills.	30% 28%	70% 64%	0% 8%	0% 0%
At this school the staff get along well.	44% 34%	44% 58%	11% 6%	0% 3%

At this school there is a feeling of trust among the staff.	50% 25%	30% 59%	20% 11%	0% 4%
At this school students get along well with the staff.	50% 32%	50% 64%	0% 3%	0% 1%
Administrators ask staff to be involved in making decisions.	40% 19%	30% 54%	20% 22%	10% 5%
Staff at this school have many informal opportunities to influence what happens within the school.	10% 18%	60% 58%	20% 19%	10% 5%
At this school, students are given the opportunity to take part in decision making.	11% 14%	67% 59%	11% 23%	11% 4%
This school provides students with opportunities to take a lead role in organizing programs and activities.	0% 28%	38% 53%	63% 18%	0% 1%
Students are encouraged to get involved in extra-curricular activities.	10% 36%	90% 59%	0% 4%	0% 1%
I feel like I belong.	60% 38%	20% 53%	10% 5%	10% 4%
I feel satisfied with the recognition I get for doing a good job.	60% 30%	20% 47%	10% 14%	10% 9%
I feel comfortable discussing feelings, worries, and frustrations with my supervisor.	40% 40%	40% 38%	10% 14%	10% 8%
This school inspires me to do the very best at my job.	50% 38%	40% 46%	0% 13%	10% 4%
People at this school care about me as a person.	56% 33%	22% 54%	11% 9%	11% 4%
I can manage almost any student behavior problem.	22% 29%	67% 58%	11% 12%	0% 1%
I feel safe at this school.	70% 47%	30% 48%	0% 5%	0% 0%
The following types of problems occur at this school often: Physical conflicts among students.	10% 3%	0% 15%	30% 55%	60% 27%

The following types of problems occur at this school often: robbery or theft.	0% 1%	0% 11%	10% 41%	90% 47%	
The following types of problems occur at this school often: vandalism.	0% 4%	0% 18%	10% 44%	90% 34%	
The following types of problems occur at this school often: student possession of weapons.	0% 1%	0% 4%	10% 35%	90% 60%	
The following types of problems occur at this school often: sexual assault or dating violence.	0% 1%	0% 5%	10% 35%	90% 58%	
The following types of problems occur at this school often: physical abuse of teachers.	0% 1%	0% 1%	20% 38%	80% 59%	
The following types of problems occur at this school often: student verbal abuse of teachers.	0% 4%	10% 13%	40% 51%	50% 32%	
I think that bullying is a frequent problem at this school.	0% 5%	10% 23%	70% 57%	20% 14%	
I think that cyberbullying is a frequent problem among students at this school.	11% 5%	0% 27%	78% 48%	11% 20%	
Staff at this school always stop bullying when they see it.	50% 29%	40% 59%	10% 10%	0% 1%	
Staff at this school are teased or picked on about their race or ethnicity.	0% 3%	0% 8%	20% 35%	80% 54%	
Staff at this school are teased or picked on about their cultural background or religion.	0% 1%	0% 6%	30% 37%	70% 55%	
Staff at this school are teased or picked on about their physical or mental disability.	0% 1%	10% 9%	10% 35%	80% 54%	
Staff at this school are teased or picked on about their sexuality.	0% 1%	10% 6%	10% 37%	80% 55%	
		Not a Problem	Small Problem	Somewhat a Problem	Large Problem
At this school, how much of a problem is student drug use?	100% 56%	0% 23%	0% 15%	0% 5%	

At this school, how much of a problem is student use of electronic cigarettes?	100% 54%	0% 23%	0% 18%	0% 5%
At this school, how much of a problem is student use of tobacco (e.g., cigarettes, chew, cigars)?	100% 66%	0% 19%	0% 14%	0% 1%
At this school, how much of a problem is student alcohol use?	100% 56%	0% 24%	0% 14%	0% 5%

	Strongly Agree	Agree	Disagree	Strongly Disagree
This school collaborates well with community organizations to help address youth substance use problems.	22% 17%	56% 60%	22% 20%	0% 3%
This school has adequate resources to address substance use prevention.	22% 21%	56% 57%	22% 21%	0% 1%
At this school, first-time violations of alcohol or other drug policies are punished by at least an out-of-school suspension.	0% 12%	67% 73%	33% 14%	0% 2%
This school has programs, resources, and/or policies to prevent substance abuse.	13% 17%	63% 62%	25% 20%	0% 2%
This school has programs that address substance use among students.	0% 13%	71% 63%	29% 23%	0% 2%
I know what to do if there is an emergency, natural disaster (tornado, flood) or a dangerous situation (e.g., violent person on campus) during the school day.	50% 39%	30% 55%	10% 4%	10% 3%
This school has a written plan that describes procedures to be performed in shootings.	50% 37%	30% 54%	0% 4%	20% 5%
This school has a written plan that clearly describes procedures to be performed in natural disasters (e.g., earthquakes or tornadoes).	50% 38%	20% 49%	10% 9%	20% 4%
This school or school district provides effective training in safety procedures to staff (e.g., lockdown training or fire drills).	60% 43%	30% 49%	0% 6%	10% 1%
My work is hindered by poor heating, cooling, and/or lighting systems at this school.	20% 14%	50% 16%	20% 44%	10% 26%
My work is hindered by insufficient workspace at this school.	10% 5%	0% 13%	60% 59%	30% 23%

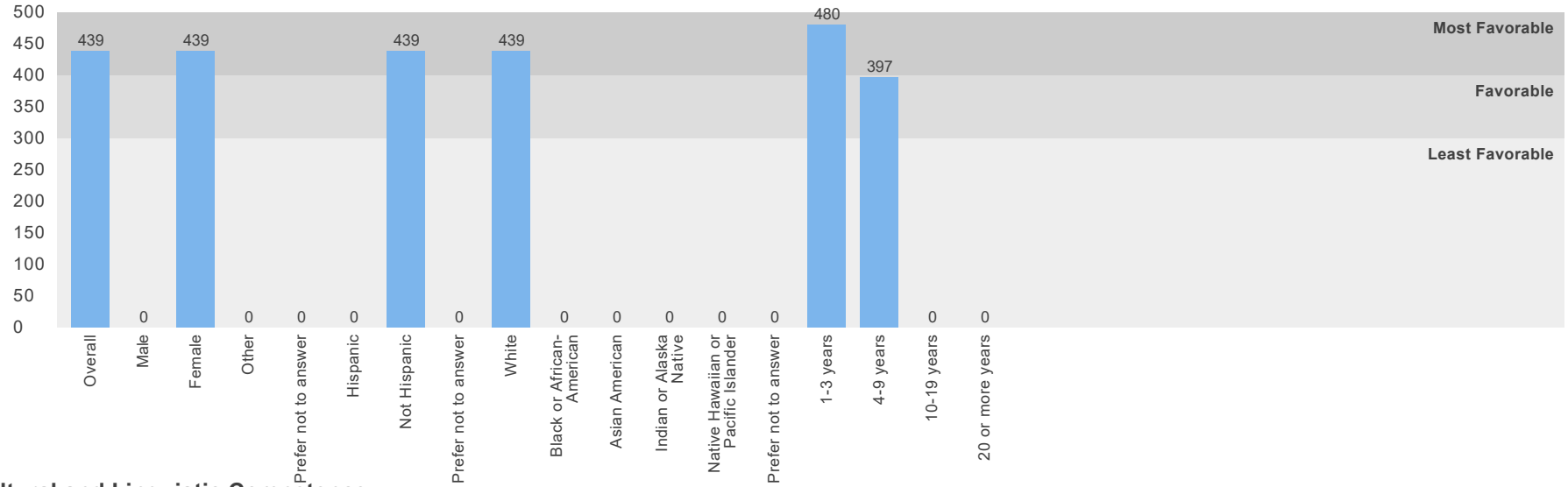
My work is hindered by a lack of materials and basic supplies at this school.	0% 3%	0% 6%	30% 56%	70% 35%
My work is hindered by inadequate or outdated equipment or facilities at this school.	0% 1%	10% 11%	60% 60%	30% 28%
This school looks clean and pleasant.	20% 35%	70% 54%	10% 11%	0% 0%
This school is an inviting work environment.	50% 36%	40% 53%	10% 10%	0% 1%
Staff at this school feel responsible to help each other do their best.	50% 30%	50% 60%	0% 9%	0% 1%
Staff at this school feel responsible when students at this school fail.	11% 20%	67% 67%	11% 12%	11% 1%
The programs and resources at this school are adequate to support students with special needs or disabilities.	50% 34%	40% 52%	0% 10%	10% 4%
Staff at this school feel that it is a part of their job to prepare students to succeed in college.	22% 27%	33% 57%	33% 14%	11% 3%
Staff at this school expect students to do their best all the time.	60% 35%	30% 57%	0% 6%	10% 1%
This school provides the materials, resources, and training necessary for me to support students' physical health and nutrition.	40% 18%	40% 64%	10% 15%	10% 3%
This school places a priority on making healthy food choices.	11% 14%	56% 58%	11% 18%	22% 9%
This school places a priority on students' health needs.	60% 22%	20% 68%	10% 8%	10% 3%
This school places a priority on students' physical activity.	50% 23%	50% 69%	0% 5%	0% 3%
This school places a priority on addressing students' mental health needs.	50% 22%	40% 59%	0% 14%	10% 4%
This school places a priority on teaching students strategies to manage their stress levels.	50% 20%	40% 54%	0% 23%	10% 3%
This school provides the materials, resources, and training necessary for me to support students'	30%	50%	10%	10%

social or emotional needs.	18%	61%	18%	3%
This school provides quality counseling or other services to help students with social or emotional needs.	20% 26%	70% 57%	0% 13%	10% 4%
Staff at this school are clearly informed about school policies and procedures.	30% 25%	50% 65%	10% 5%	10% 5%
Staff at this school recognize students for positive behavior.	70% 41%	30% 54%	0% 5%	0% 0%
Staff at this school encourage students to think about how their actions affect others.	60% 35%	40% 59%	0% 5%	0% 0%
School rules are applied equally to all students.	50% 33%	40% 46%	10% 15%	0% 6%
Discipline is fair.	50% 31%	50% 51%	0% 17%	0% 1%
Staff at this school help students develop strategies to understand and control their feelings and actions.	40% 28%	50% 61%	10% 8%	0% 3%
This school effectively handles student discipline and behavior problems.	44% 23%	44% 56%	0% 17%	11% 4%
Staff at this school work together to ensure an orderly environment.	44% 29%	44% 59%	11% 9%	0% 3%

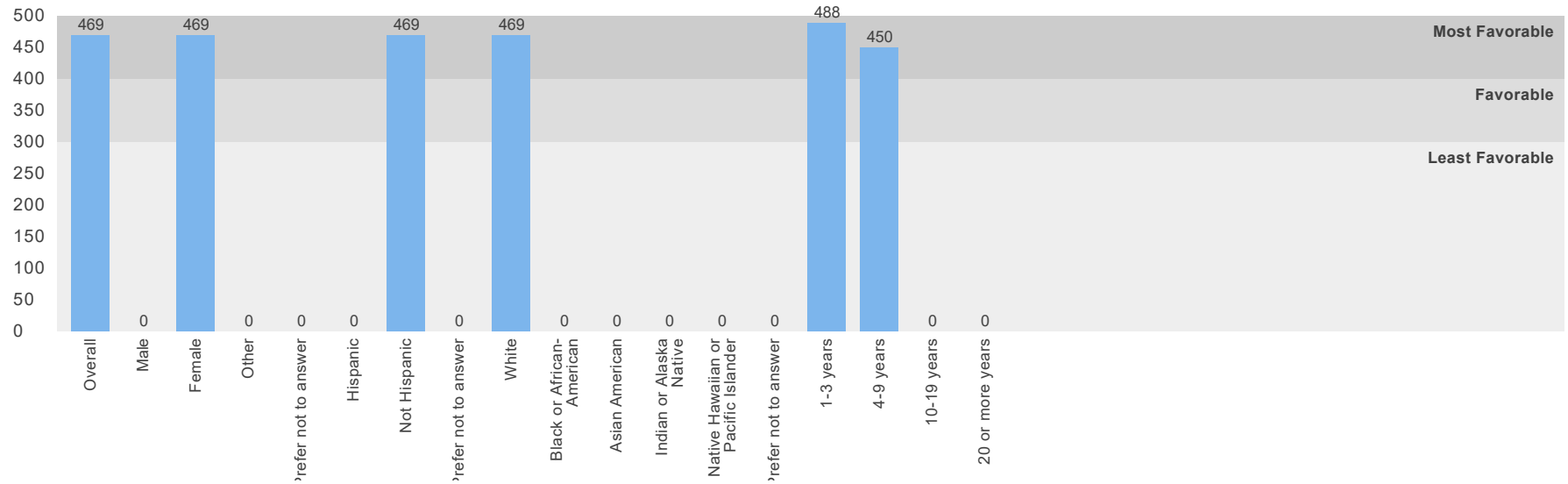
HAMAGRAEL ES

Scale Scores by Demographic

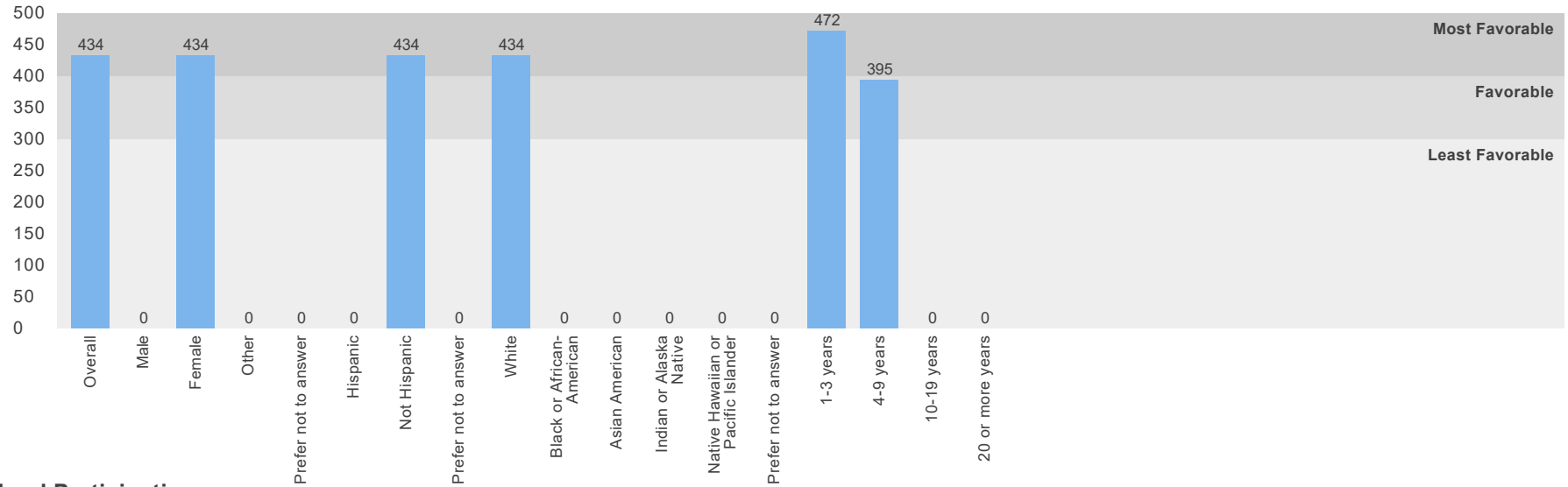
Engagement



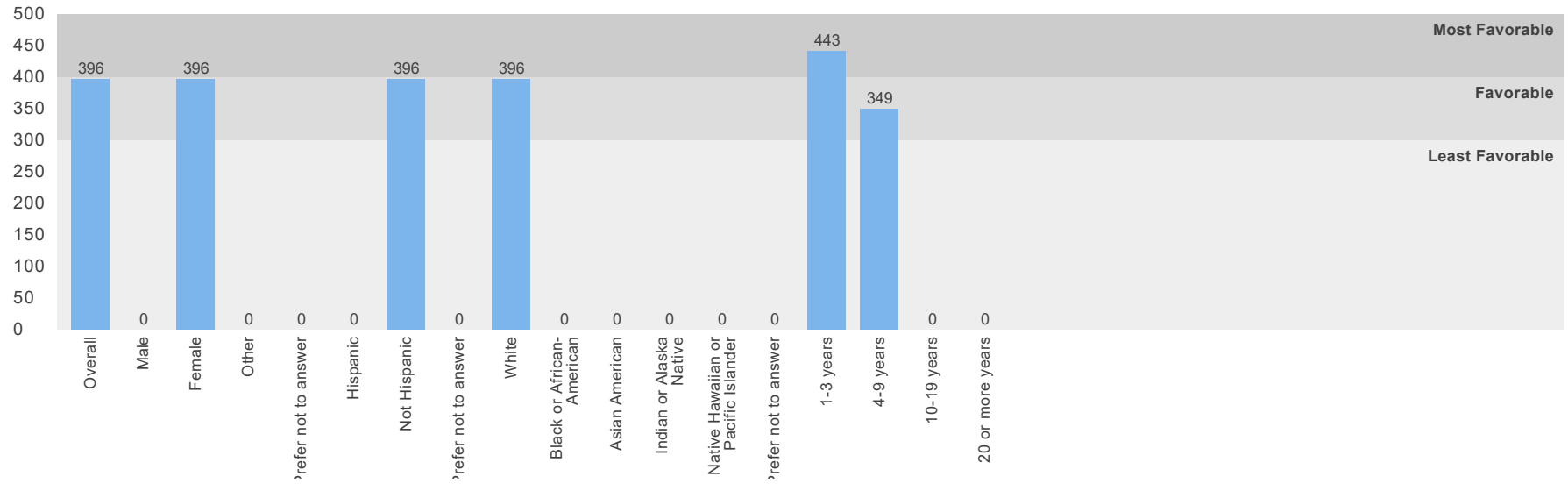
Cultural and Linguistic Competence



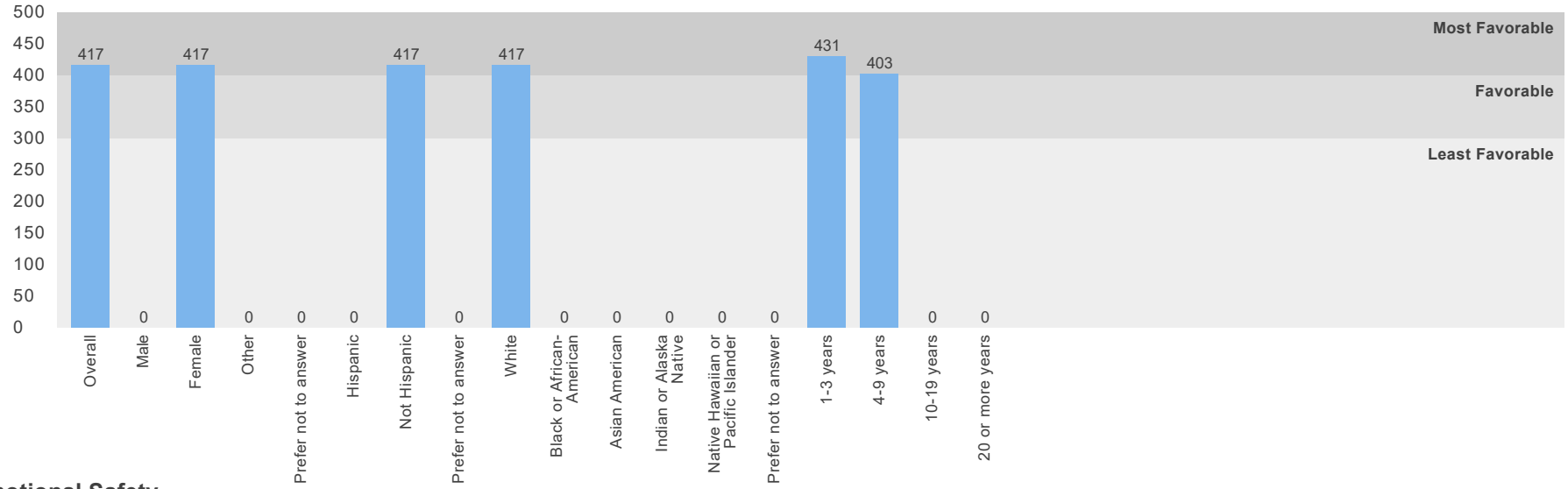
Relationships



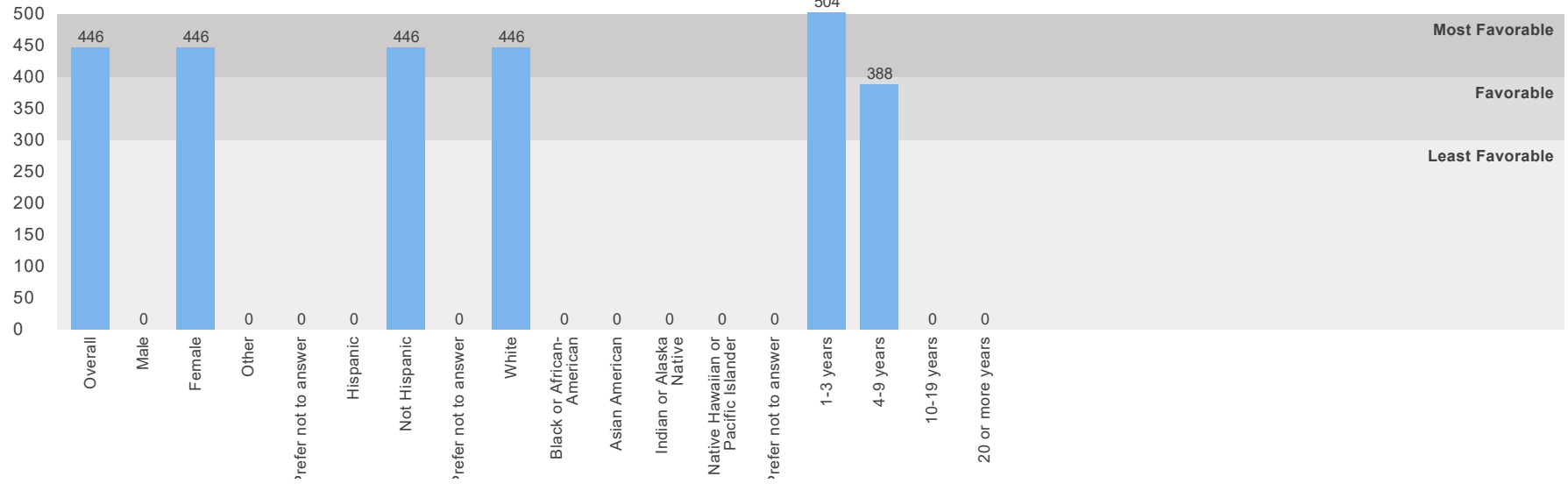
School Participation



Safety



Emotional Safety

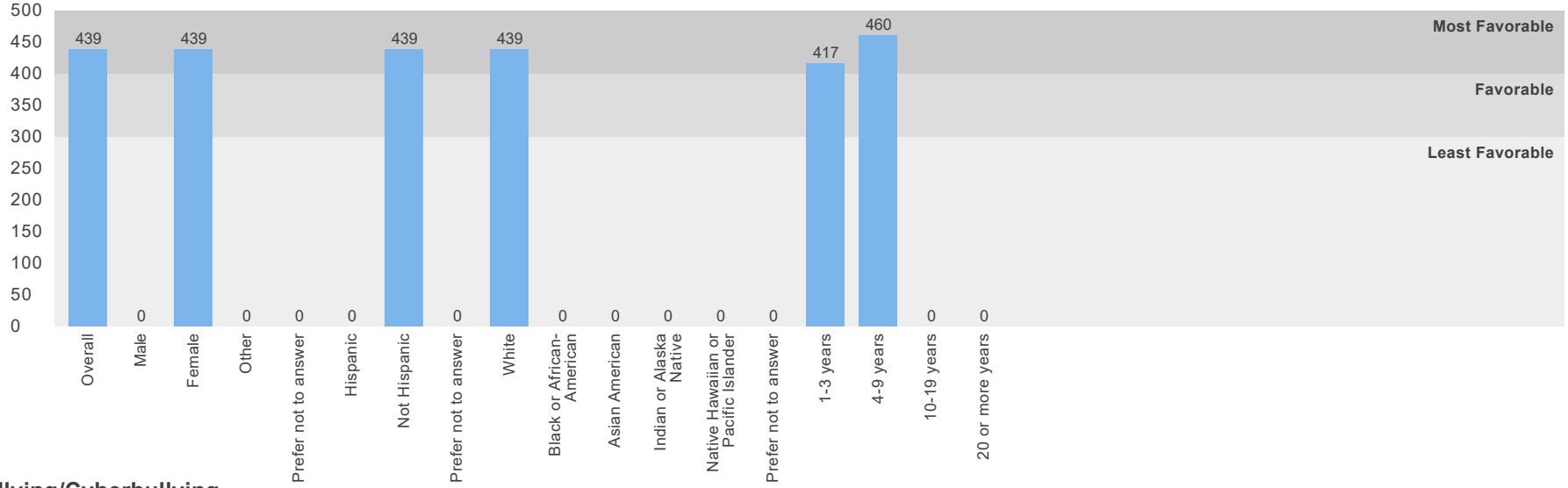


Physical Safety

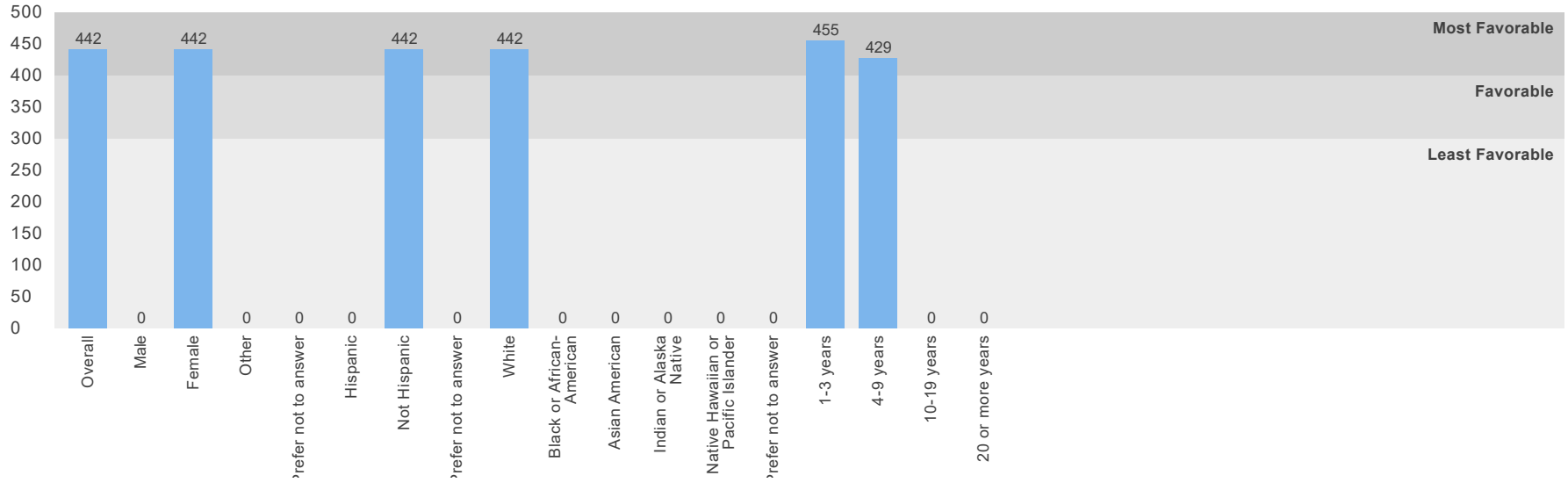
F

F

F

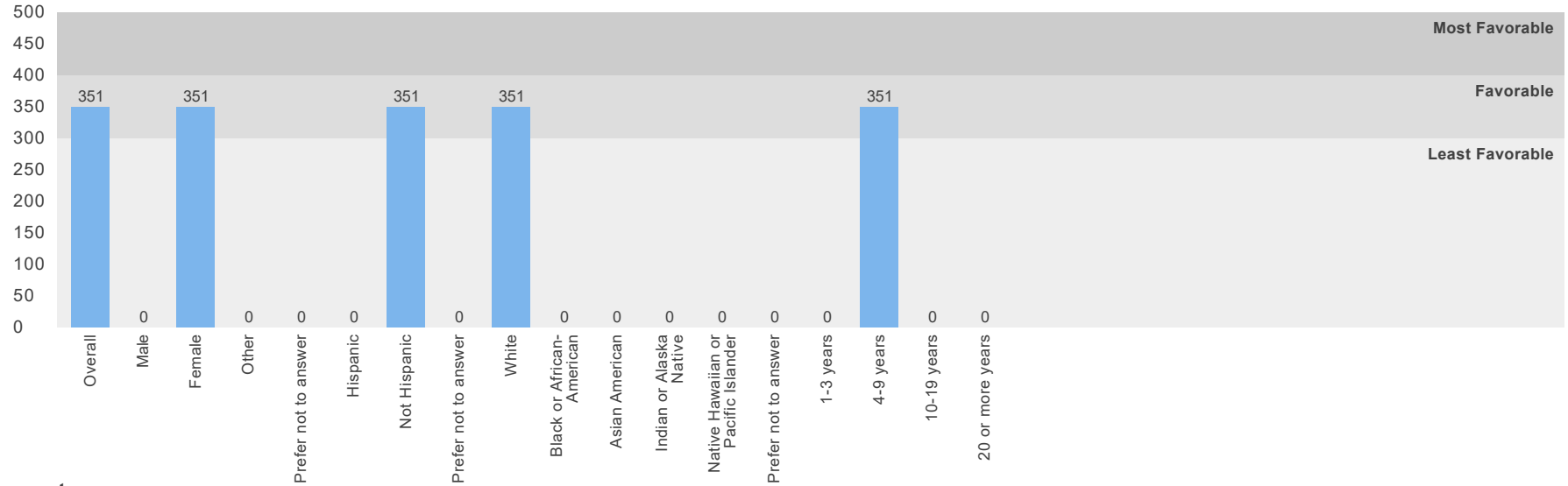


Bullying/Cyberbullying

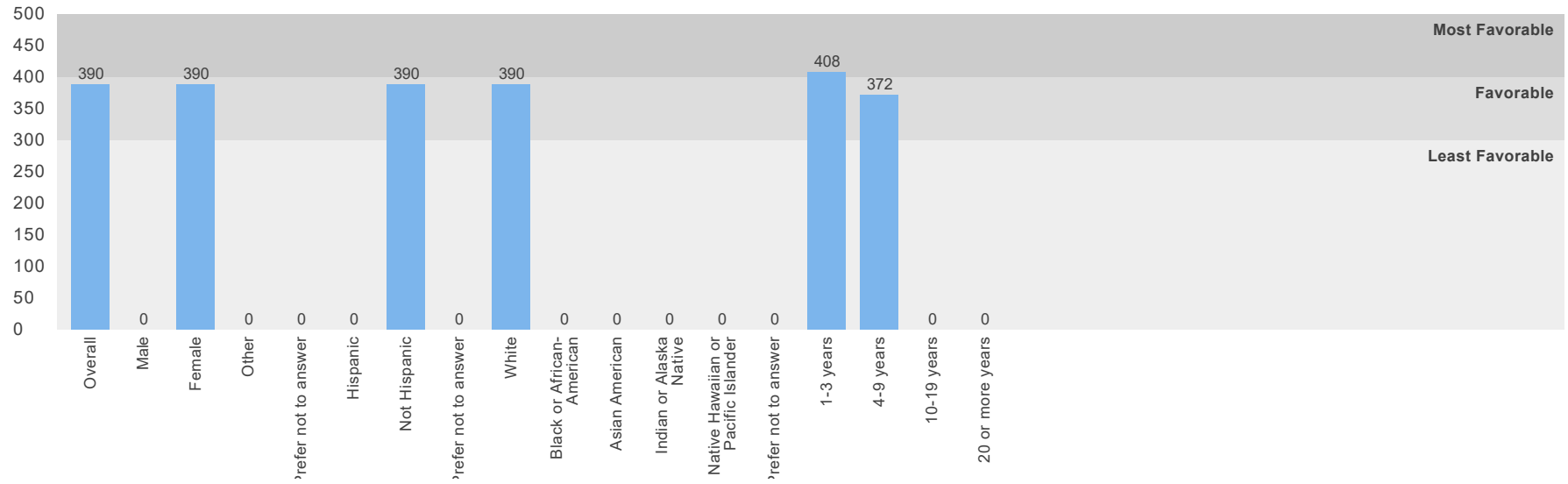


Substance Abuse

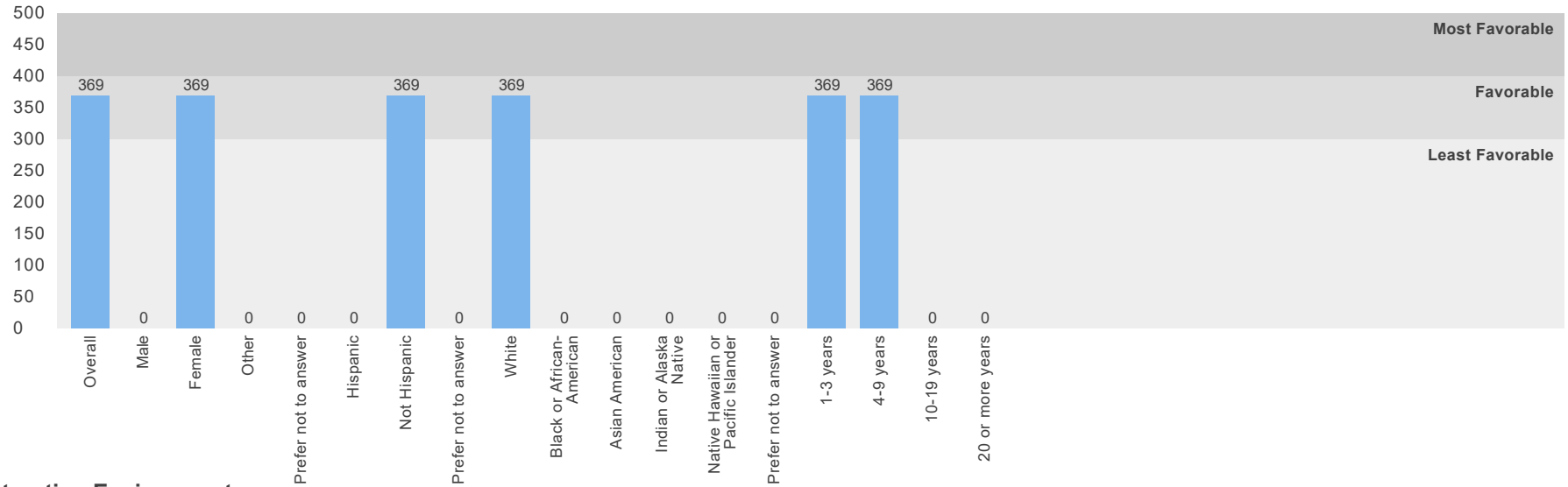
F F F



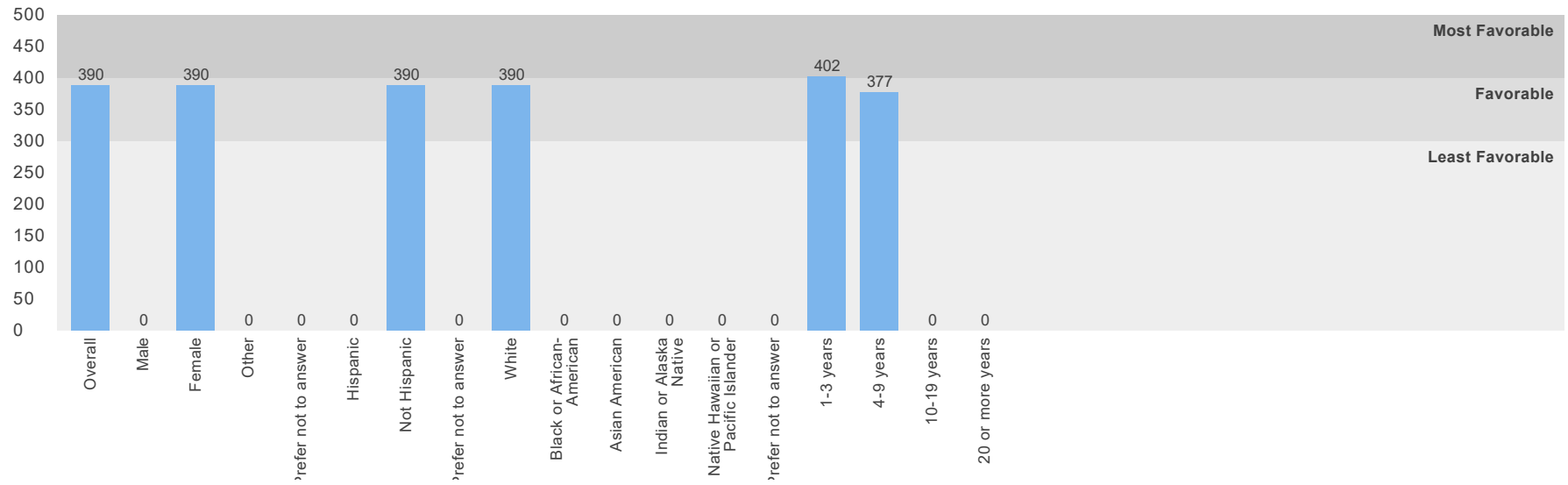
Environment



Physical Environment

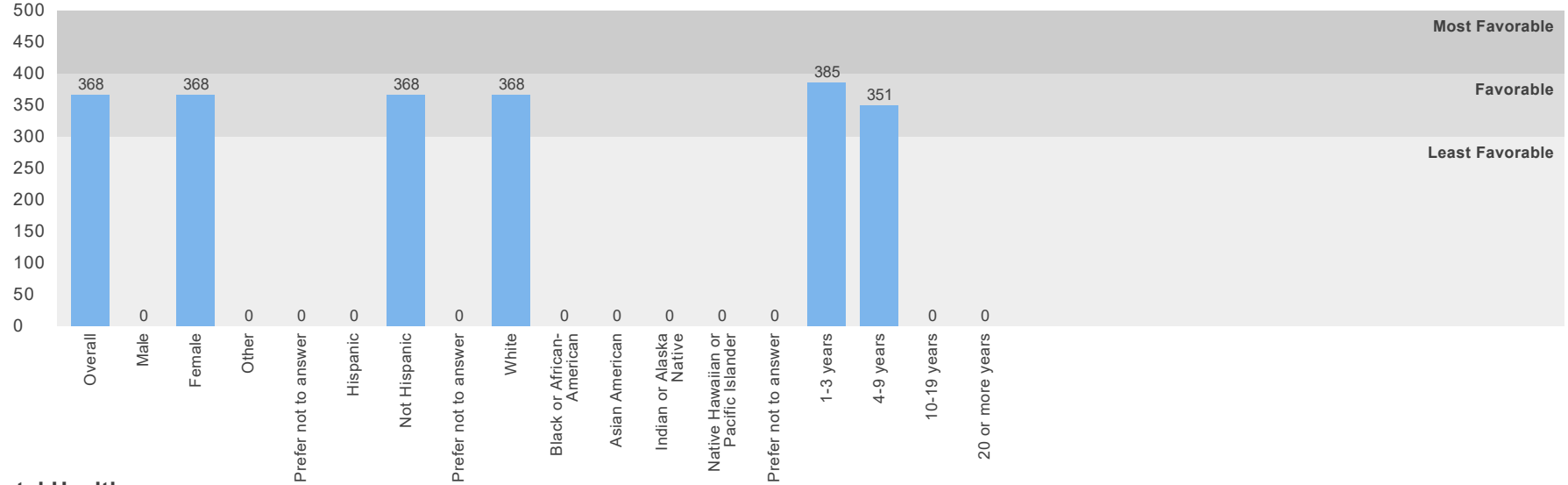


Instruction Environment

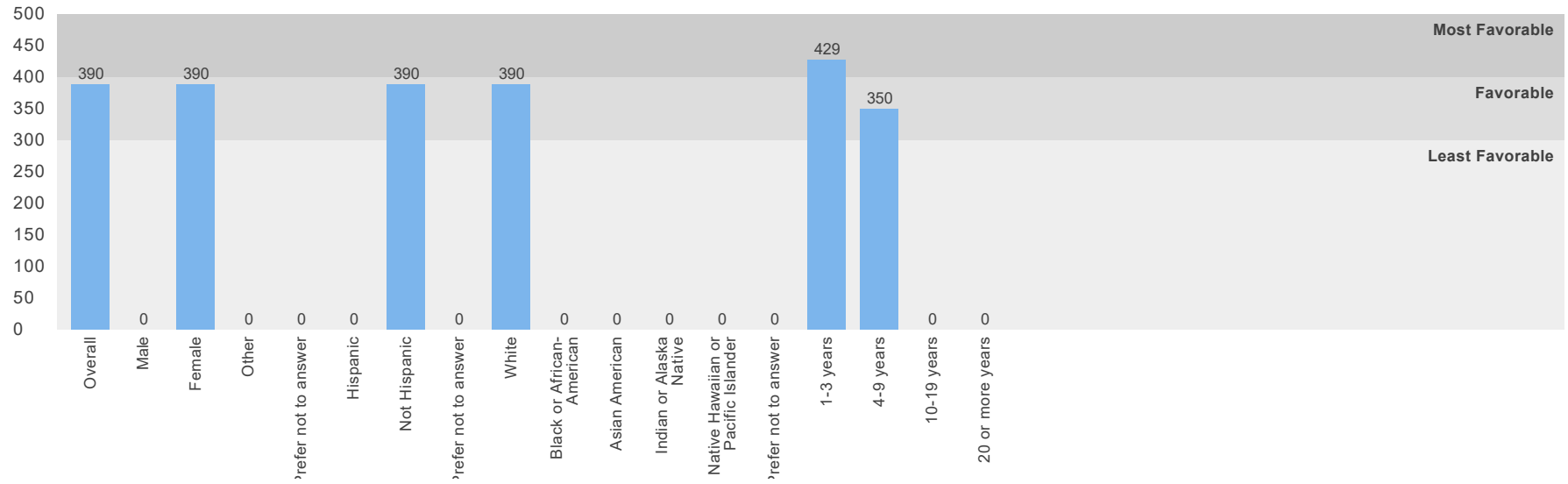


Physical Health

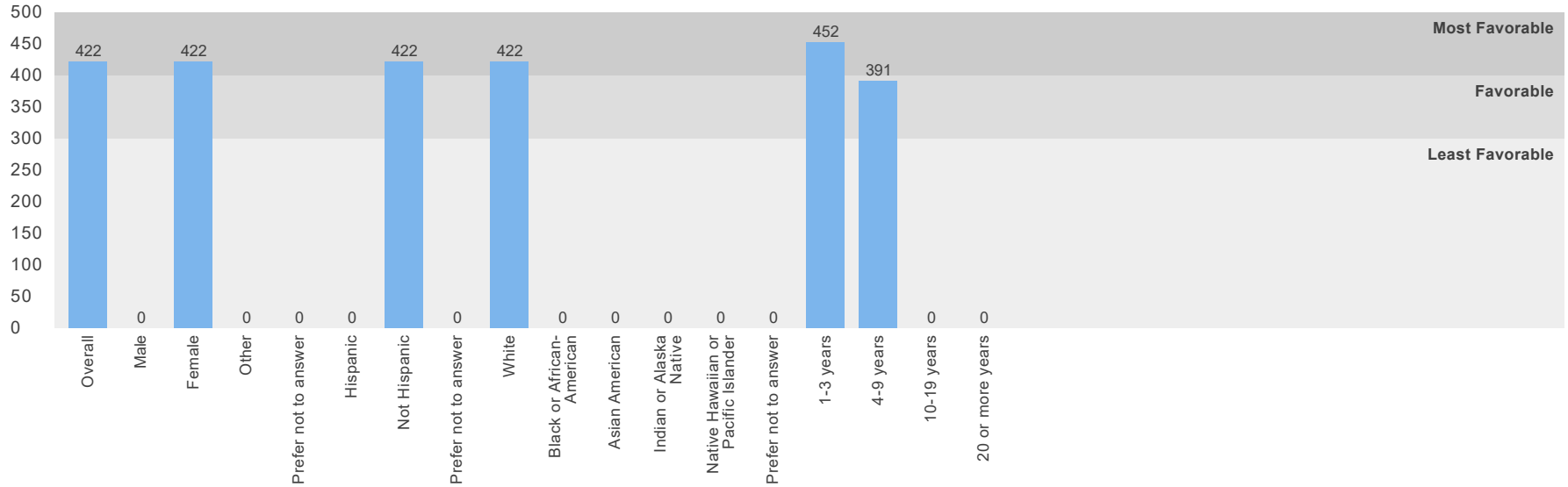
F F F



Mental Health



Discipline



Number of Submissions: 2

The top percentage is for this school, the bottom is for the district

	Male	Female	Other	Prefer not to answer
Are you male or female?	0% 16%	100% 78%	0% 0%	0% 6%

	Hispanic	Not Hispanic	Prefer not to answer
Are you of Hispanic or Latino origin?	0% 0%	100% 88%	0% 12%

	White	Black or African-American	Asian American	Indian or Alaska Native	Native Hawaiian or Pacific Islander	Prefer not to answer

What is your race?	100% 88%	0% 2%	0% 0%	0% 0%	0% 0%	0% 11%
--------------------	-------------	----------	----------	----------	----------	-----------

	1-3 years	4-9 years	10-19 years	20 or more years
How many years have you been working at this school?	50% 29%	50% 21%	0% 31%	0% 19%

	Strongly Agree	Agree	Disagree	Strongly Disagree
At this school, all students are treated equally, regardless of whether their parents are rich or poor.	100% 41%	0% 46%	0% 12%	0% 1%
This school encourages students to take challenging classes no matter their race, ethnicity, nationality, and/or cultural background (e.g., honor level courses, gifted courses, AP or IB courses).	100% 45%	0% 51%	0% 4%	0% 0%
This school provides instructional materials (e.g., textbooks or handouts) that reflect students' cultural background, ethnicity and identity.	50% 34%	50% 61%	0% 6%	0% 0%
This school emphasizes showing respect for all students' cultural beliefs and practices.	100% 59%	0% 39%	0% 3%	0% 0%
This school provides effective resources and training for teaching students with Individualized Education Programs (IEPs) across different languages and cultures.	100% 41%	0% 43%	0% 14%	0% 3%
This school provides effective supports for students needing alternative modes of communication (e.g., manual signs, communication boards, computer-based devices, picture exchange systems, Braille).	100% 42%	0% 55%	0% 1%	0% 3%
This school helps parents find community supports for their students who need them.	50% 29%	50% 61%	0% 8%	0% 3%
Staff at this school do a good job helping parents to support their children's learning at home.	50% 36%	50% 57%	0% 5%	0% 1%
Staff at this school do a good job helping parents understand when their child needs to learn social and emotional skills.	50% 28%	50% 64%	0% 8%	0% 0%
At this school the staff get along well.	100% 34%	0% 58%	0% 6%	0% 3%

At this school there is a feeling of trust among the staff.	100% 25%	0% 59%	0% 11%	0% 4%
At this school students get along well with the staff.	100% 32%	0% 64%	0% 3%	0% 1%
Administrators ask staff to be involved in making decisions.	50% 19%	50% 54%	0% 22%	0% 5%
Staff at this school have many informal opportunities to influence what happens within the school.	50% 18%	50% 58%	0% 19%	0% 5%
At this school, students are given the opportunity to take part in decision making.	0% 14%	100% 59%	0% 23%	0% 4%
This school provides students with opportunities to take a lead role in organizing programs and activities.	50% 28%	50% 53%	0% 18%	0% 1%
Students are encouraged to get involved in extra-curricular activities.	50% 36%	50% 59%	0% 4%	0% 1%
I feel like I belong.	100% 38%	0% 53%	0% 5%	0% 4%
I feel satisfied with the recognition I get for doing a good job.	50% 30%	50% 47%	0% 14%	0% 9%
I feel comfortable discussing feelings, worries, and frustrations with my supervisor.	50% 40%	50% 38%	0% 14%	0% 8%
This school inspires me to do the very best at my job.	50% 38%	50% 46%	0% 13%	0% 4%
People at this school care about me as a person.	100% 33%	0% 54%	0% 9%	0% 4%
I can manage almost any student behavior problem.	50% 29%	50% 58%	0% 12%	0% 1%
I feel safe at this school.	100% 47%	0% 48%	0% 5%	0% 0%
The following types of problems occur at this school often: Physical conflicts among students.	0% 3%	0% 15%	50% 55%	50% 27%

The following types of problems occur at this school often: robbery or theft.	0% 1%	0% 11%	0% 41%	100% 47%	
The following types of problems occur at this school often: vandalism.	0% 4%	0% 18%	50% 44%	50% 34%	
The following types of problems occur at this school often: student possession of weapons.	0% 1%	0% 4%	0% 35%	100% 60%	
The following types of problems occur at this school often: sexual assault or dating violence.	0% 1%	0% 5%	0% 35%	100% 58%	
The following types of problems occur at this school often: physical abuse of teachers.	0% 1%	0% 1%	0% 38%	100% 59%	
The following types of problems occur at this school often: student verbal abuse of teachers.	0% 4%	0% 13%	100% 51%	0% 32%	
I think that bullying is a frequent problem at this school.	0% 5%	0% 23%	100% 57%	0% 14%	
I think that cyberbullying is a frequent problem among students at this school.	0% 5%	0% 27%	50% 48%	50% 20%	
Staff at this school always stop bullying when they see it.	0% 29%	100% 59%	0% 10%	0% 1%	
Staff at this school are teased or picked on about their race or ethnicity.	0% 3%	0% 8%	0% 35%	100% 54%	
Staff at this school are teased or picked on about their cultural background or religion.	0% 1%	0% 6%	0% 37%	100% 55%	
Staff at this school are teased or picked on about their physical or mental disability.	0% 1%	0% 9%	0% 35%	100% 54%	
Staff at this school are teased or picked on about their sexuality.	0% 1%	0% 6%	0% 37%	100% 55%	
		Not a Problem	Small Problem	Somewhat a Problem	Large Problem
At this school, how much of a problem is student drug use?	100% 56%	0% 23%	0% 15%	0% 5%	

At this school, how much of a problem is student use of electronic cigarettes?	100% 54%	0% 23%	0% 18%	0% 5%
At this school, how much of a problem is student use of tobacco (e.g., cigarettes, chew, cigars)?	100% 66%	0% 19%	0% 14%	0% 1%
At this school, how much of a problem is student alcohol use?	100% 56%	0% 24%	0% 14%	0% 5%

	Strongly Agree	Agree	Disagree	Strongly Disagree
This school collaborates well with community organizations to help address youth substance use problems.	0% 17%	100% 60%	0% 20%	0% 3%
This school has adequate resources to address substance use prevention.	0% 21%	100% 57%	0% 21%	0% 1%
At this school, first-time violations of alcohol or other drug policies are punished by at least an out-of-school suspension.	0% 12%	100% 73%	0% 14%	0% 2%
This school has programs, resources, and/or policies to prevent substance abuse.	0% 17%	100% 62%	0% 20%	0% 2%
This school has programs that address substance use among students.	0% 13%	100% 63%	0% 23%	0% 2%
I know what to do if there is an emergency, natural disaster (tornado, flood) or a dangerous situation (e.g., violent person on campus) during the school day.	50% 39%	50% 55%	0% 4%	0% 3%
This school has a written plan that describes procedures to be performed in shootings.	0% 37%	50% 54%	0% 4%	50% 5%
This school has a written plan that clearly describes procedures to be performed in natural disasters (e.g., earthquakes or tornadoes).	50% 38%	50% 49%	0% 9%	0% 4%
This school or school district provides effective training in safety procedures to staff (e.g., lockdown training or fire drills).	50% 43%	50% 49%	0% 6%	0% 1%
My work is hindered by poor heating, cooling, and/or lighting systems at this school.	0% 14%	50% 16%	50% 44%	0% 26%
My work is hindered by insufficient workspace at this school.	0% 5%	0% 13%	100% 59%	0% 23%

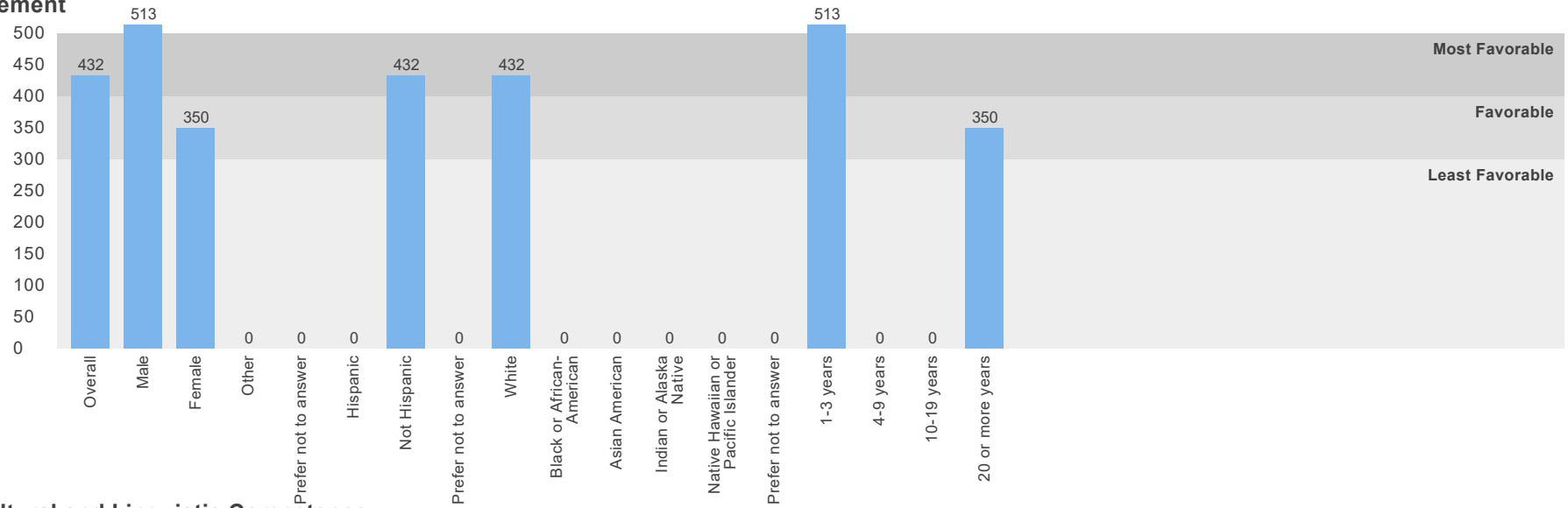
My work is hindered by a lack of materials and basic supplies at this school.	0% 3%	0% 6%	50% 56%	50% 35%
My work is hindered by inadequate or outdated equipment or facilities at this school.	0% 1%	0% 11%	100% 60%	0% 28%
This school looks clean and pleasant.	0% 35%	100% 54%	0% 11%	0% 0%
This school is an inviting work environment.	100% 36%	0% 53%	0% 10%	0% 1%
Staff at this school feel responsible to help each other do their best.	0% 30%	100% 60%	0% 9%	0% 1%
Staff at this school feel responsible when students at this school fail.	50% 20%	50% 67%	0% 12%	0% 1%
The programs and resources at this school are adequate to support students with special needs or disabilities.	100% 34%	0% 52%	0% 10%	0% 4%
Staff at this school feel that it is a part of their job to prepare students to succeed in college.	0% 27%	100% 57%	0% 14%	0% 3%
Staff at this school expect students to do their best all the time.	0% 35%	100% 57%	0% 6%	0% 1%
This school provides the materials, resources, and training necessary for me to support students' physical health and nutrition.	0% 18%	100% 64%	0% 15%	0% 3%
This school places a priority on making healthy food choices.	0% 14%	100% 58%	0% 18%	0% 9%
This school places a priority on students' health needs.	0% 22%	100% 68%	0% 8%	0% 3%
This school places a priority on students' physical activity.	50% 23%	50% 69%	0% 5%	0% 3%
This school places a priority on addressing students' mental health needs.	50% 22%	50% 59%	0% 14%	0% 4%
This school places a priority on teaching students strategies to manage their stress levels.	50% 20%	50% 54%	0% 23%	0% 3%
This school provides the materials, resources, and training necessary for me to support students'	0%	100%	0%	0%

social or emotional needs.	18%	61%	18%	3%
This school provides quality counseling or other services to help students with social or emotional needs.	50% 26%	50% 57%	0% 13%	0% 4%
Staff at this school are clearly informed about school policies and procedures.	0% 25%	100% 65%	0% 5%	0% 5%
Staff at this school recognize students for positive behavior.	100% 41%	0% 54%	0% 5%	0% 0%
Staff at this school encourage students to think about how their actions affect others.	50% 35%	50% 59%	0% 5%	0% 0%
School rules are applied equally to all students.	50% 33%	50% 46%	0% 15%	0% 6%
Discipline is fair.	50% 31%	50% 51%	0% 17%	0% 1%
Staff at this school help students develop strategies to understand and control their feelings and actions.	100% 28%	0% 61%	0% 8%	0% 3%
This school effectively handles student discipline and behavior problems.	50% 23%	50% 56%	0% 17%	0% 4%
Staff at this school work together to ensure an orderly environment.	100% 29%	0% 59%	0% 9%	0% 3%

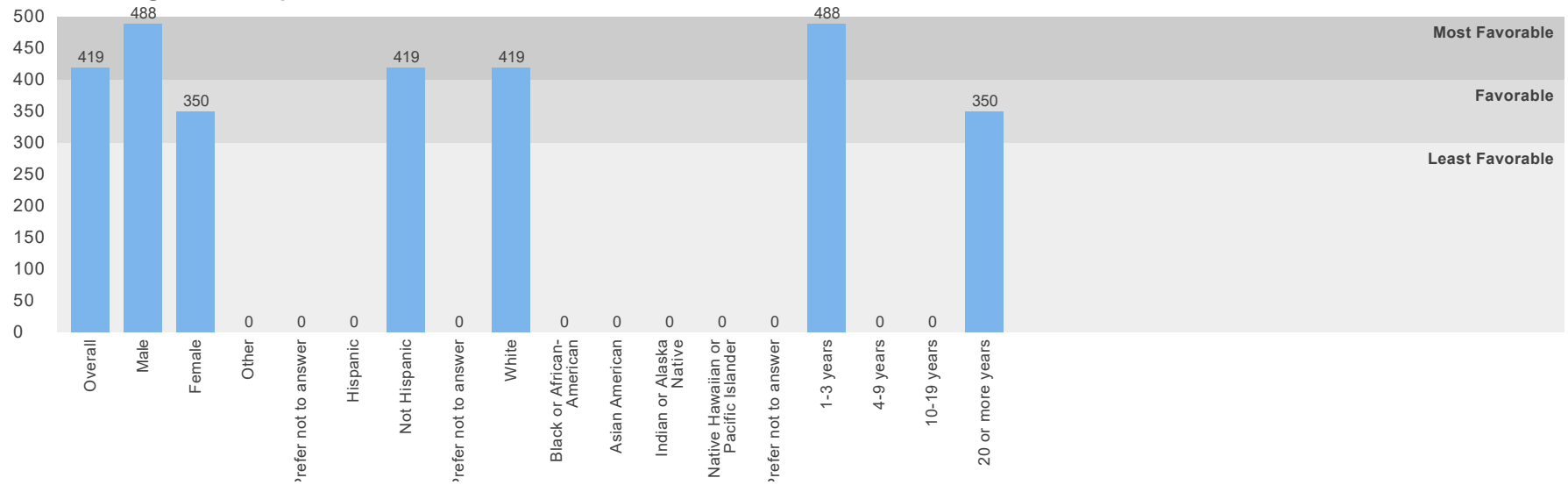
O & M

Scale Scores by Demographic

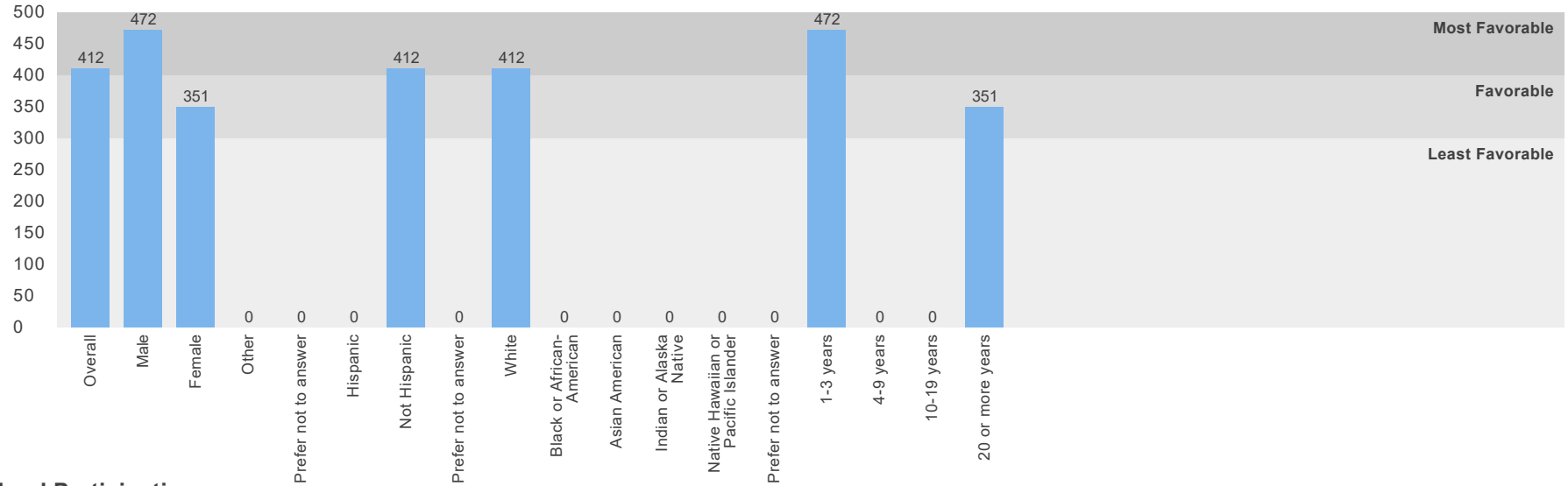
Engagement



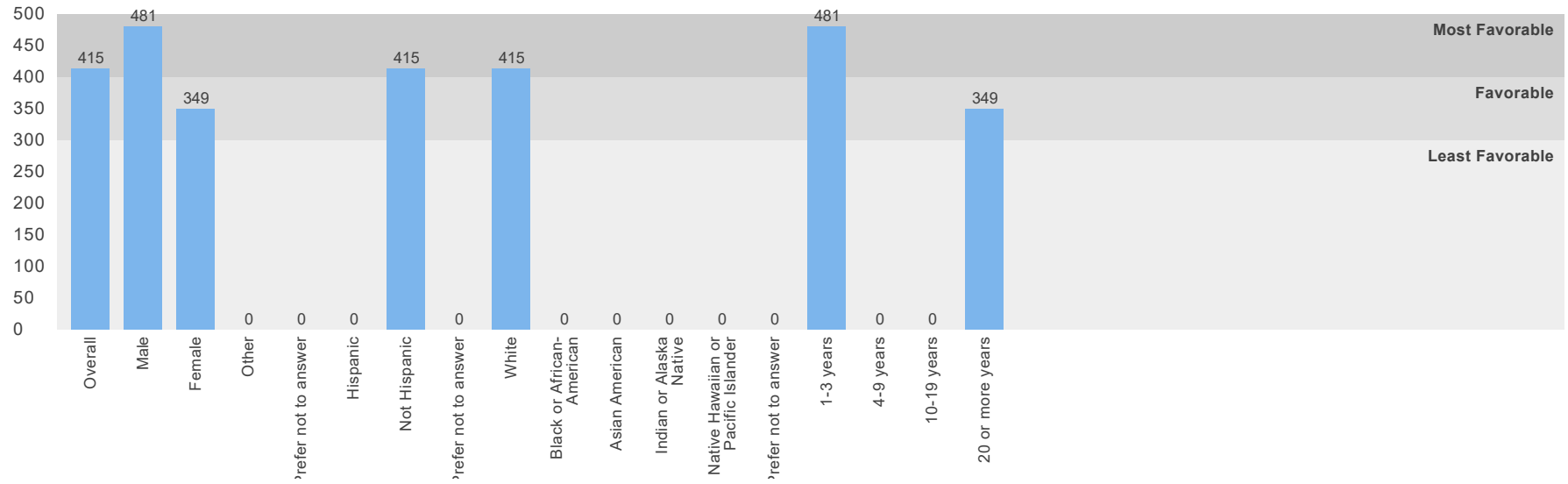
Cultural and Linguistic Competence



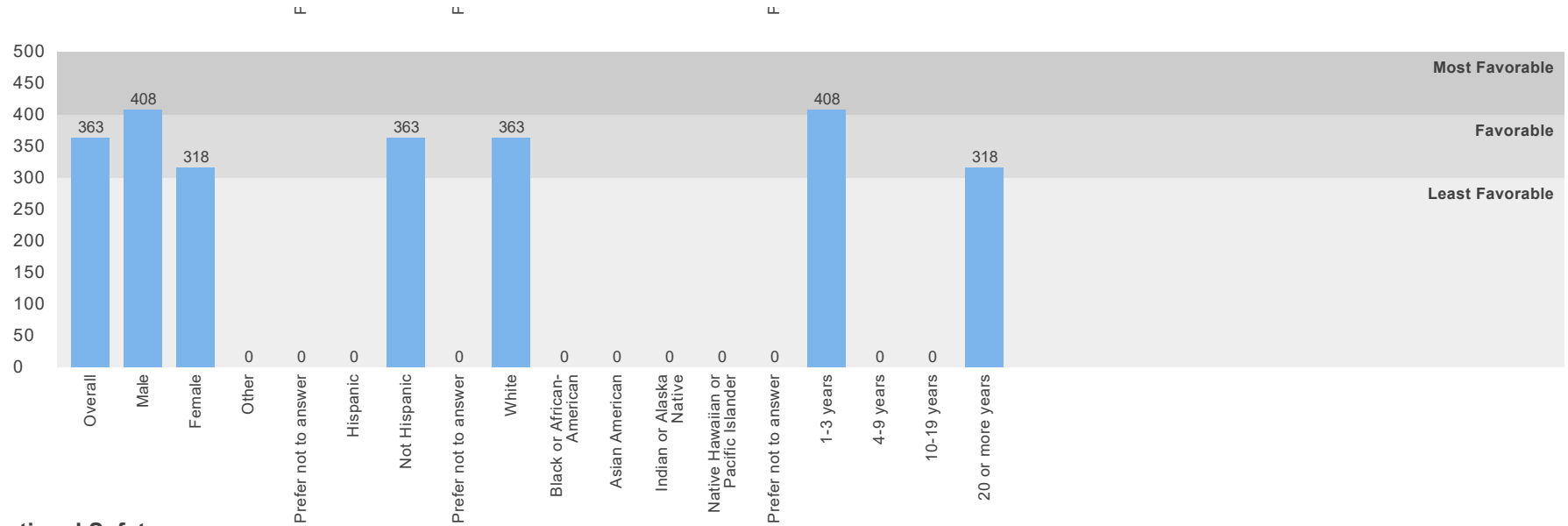
Relationships



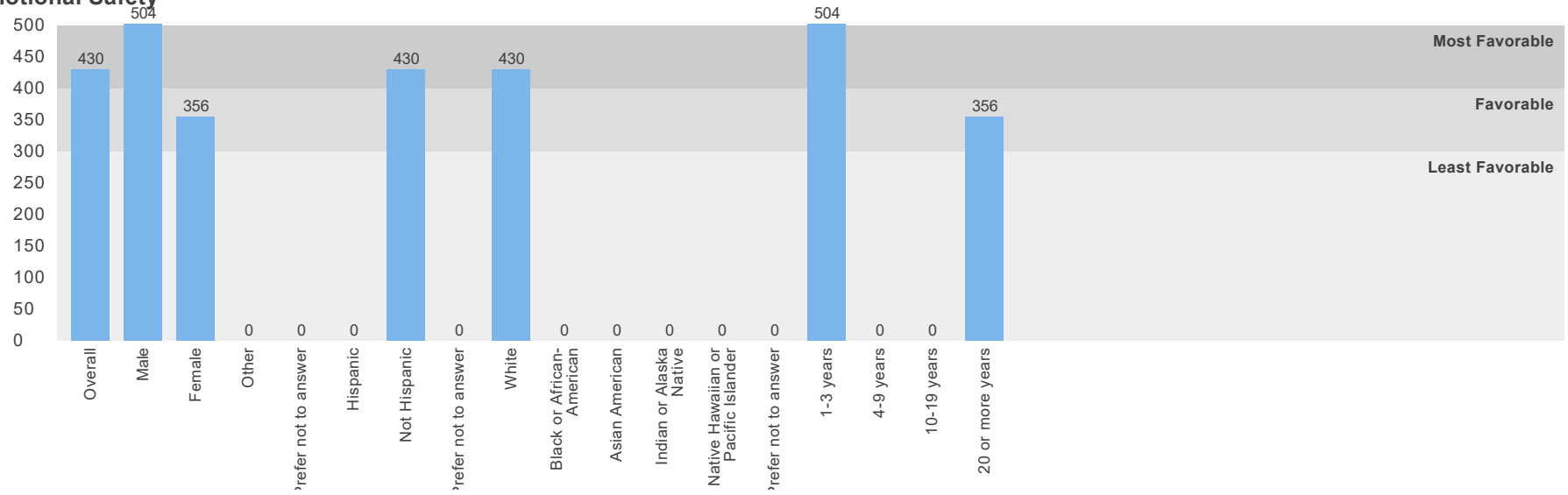
School Participation



Safety

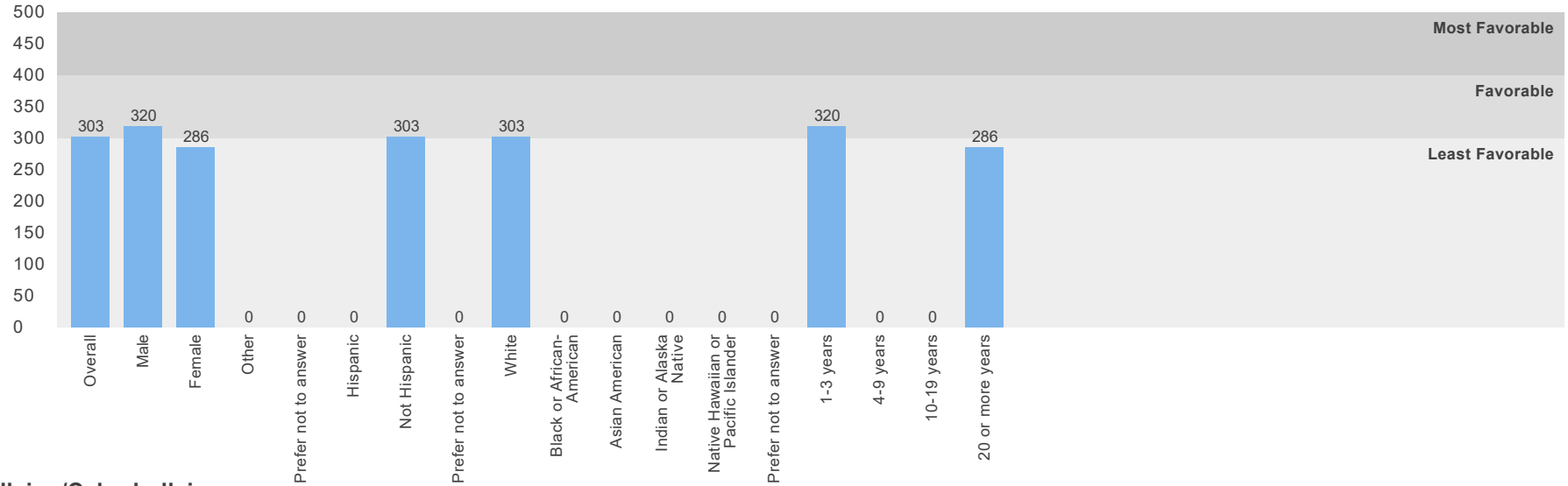


Emotional Safety

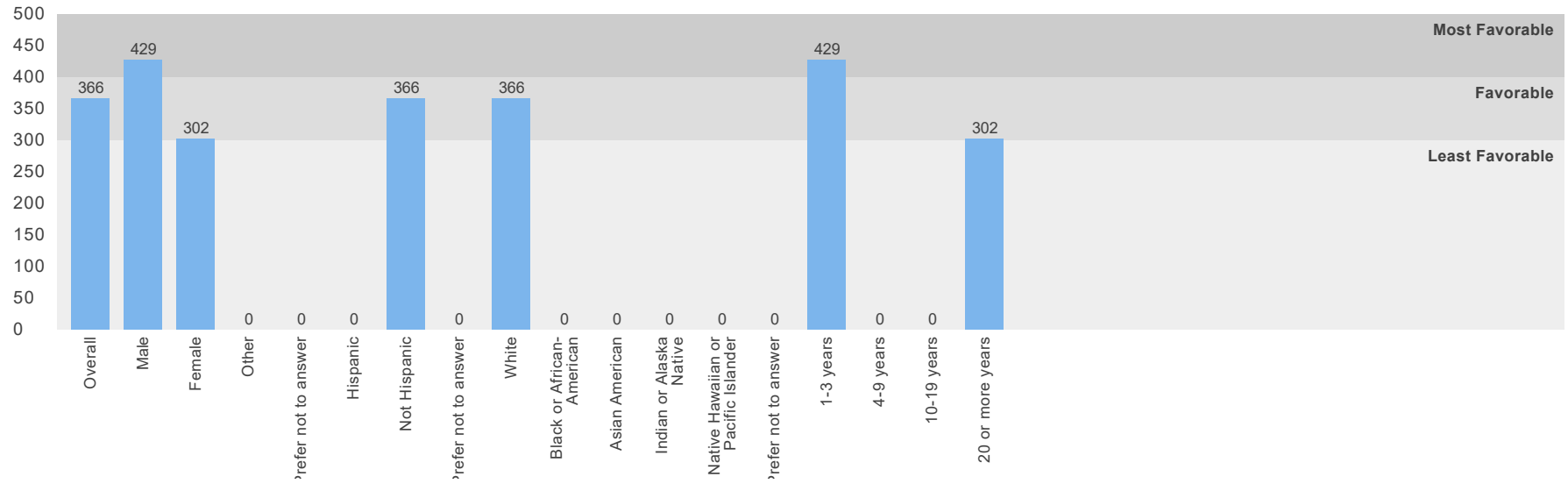


Physical Safety

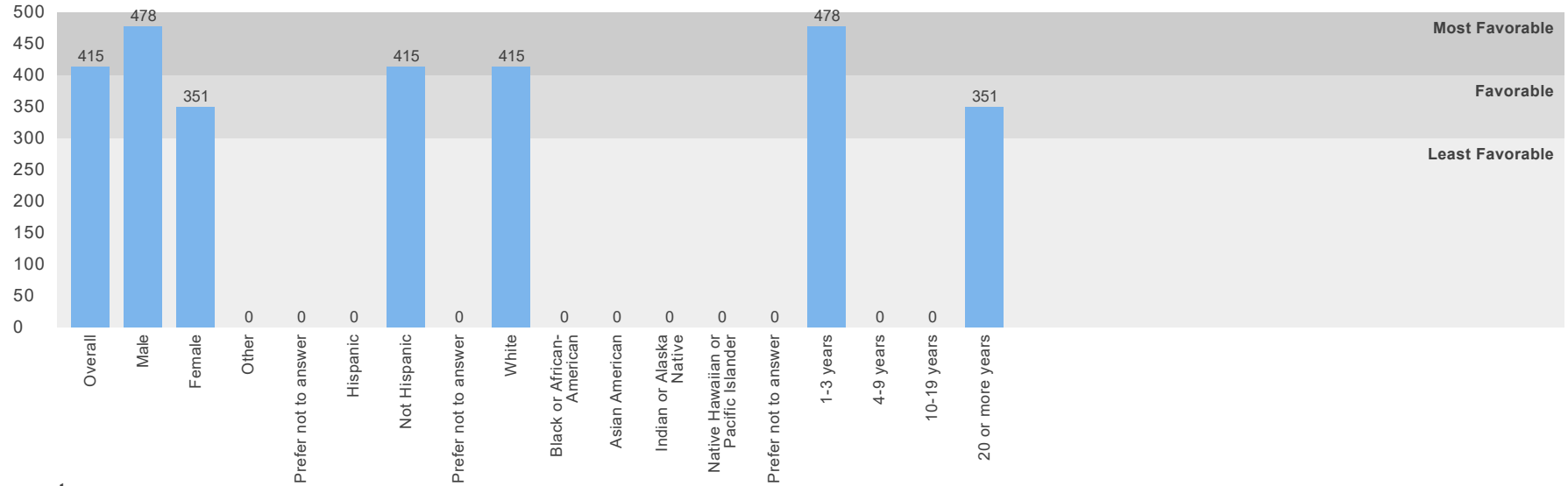
F F F



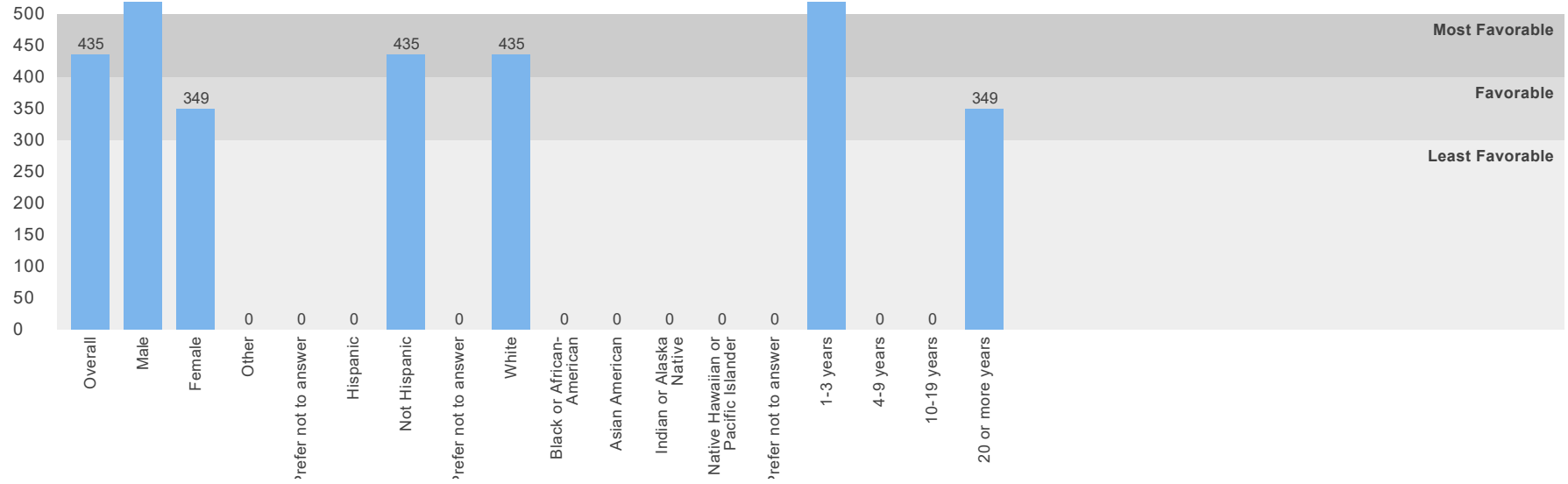
Bullying/Cyberbullying



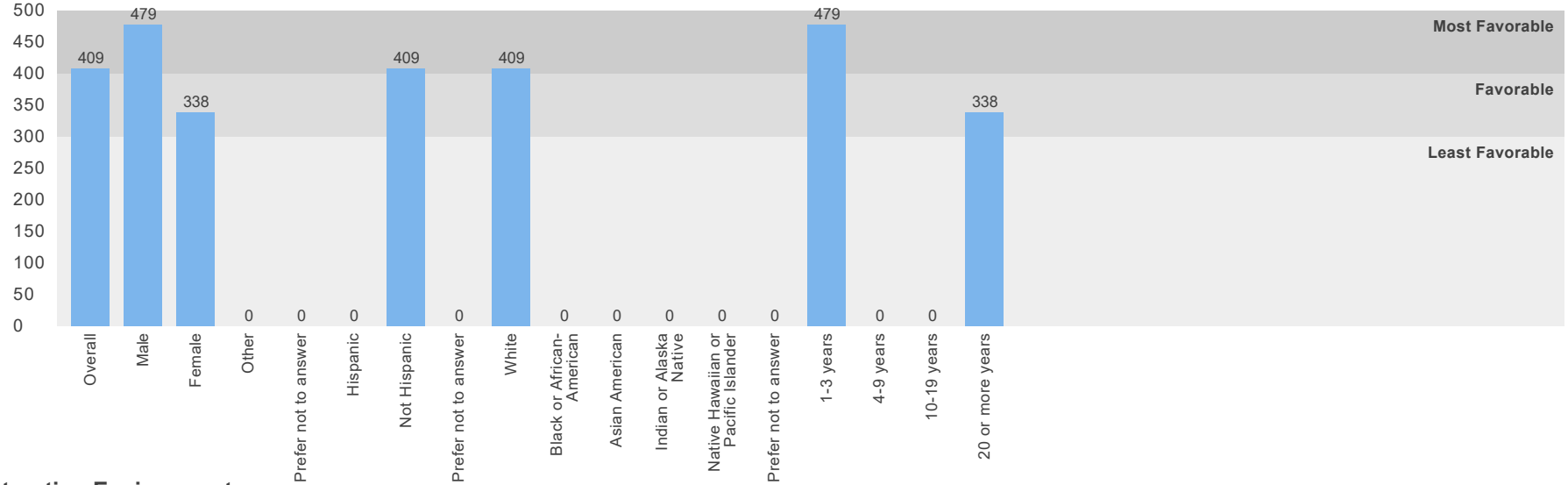
Substance Abuse



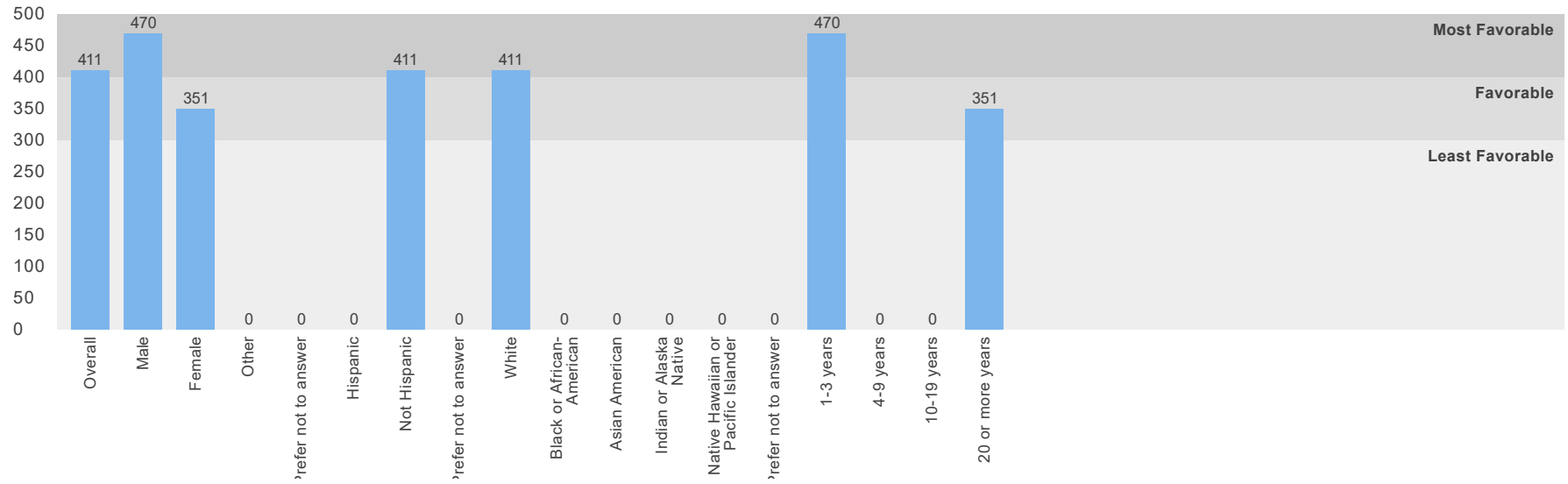
Environment



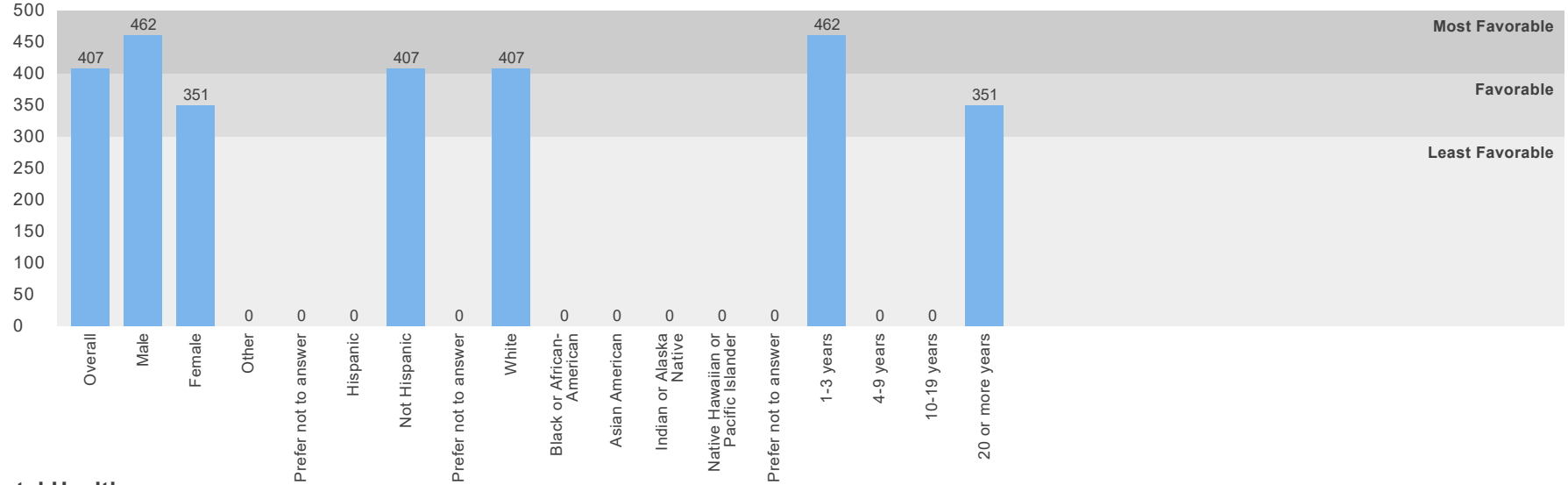
Physical Environment



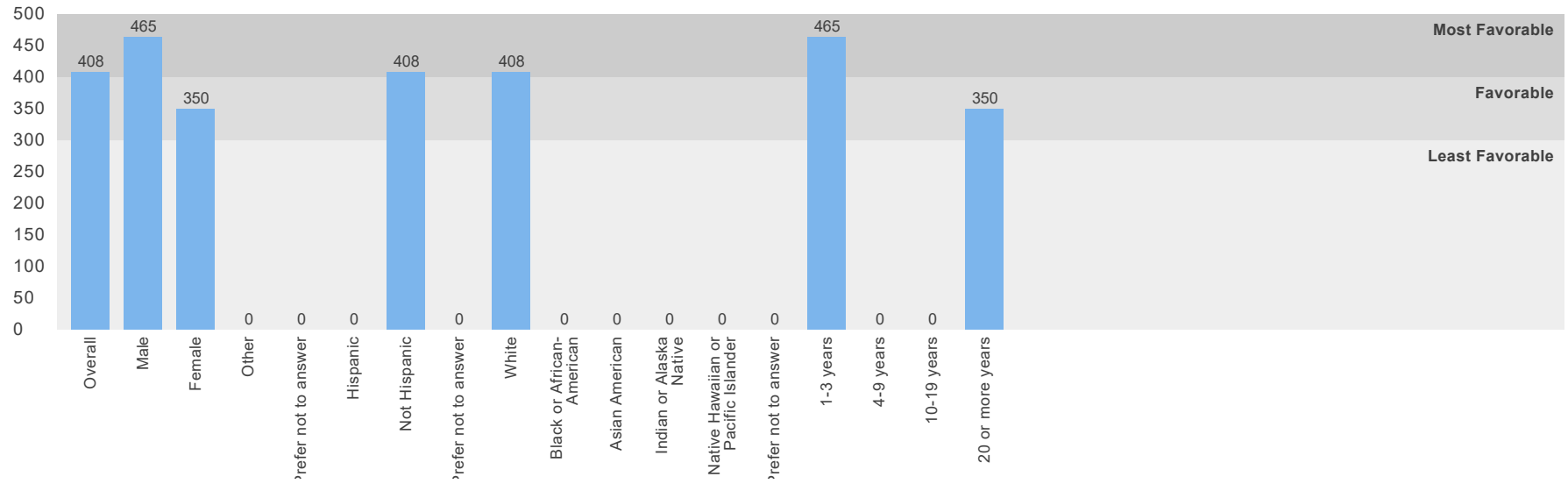
Instruction Environment



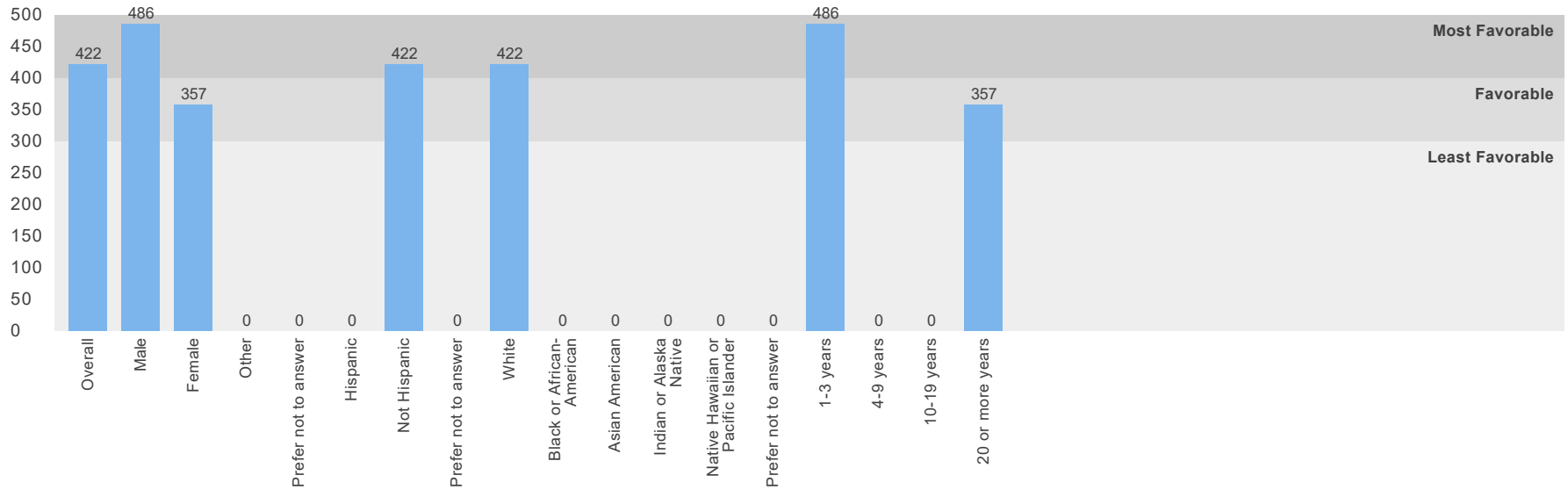
Physical Health



Mental Health



Discipline



Number of Submissions: 2

The top percentage is for this school, the bottom is for the district

	Male	Female	Other	Prefer not to answer
Are you male or female?	50%	50%	0%	0%
	16%	78%	0%	6%

	Hispanic	Not Hispanic	Prefer not to answer
Are you of Hispanic or Latino origin?	0%	100%	0%
	0%	88%	12%

	White	Black or African-American	Asian American	Indian or Alaska Native	Native Hawaiian or Pacific Islander	Prefer not to answer

What is your race?	100% 88%	0% 2%	0% 0%	0% 0%	0% 0%	0% 11%
--------------------	-------------	----------	----------	----------	----------	-----------

	1-3 years	4-9 years	10-19 years	20 or more years
How many years have you been working at this school?	50% 29%	0% 21%	0% 31%	50% 19%

	Strongly Agree	Agree	Disagree	Strongly Disagree
At this school, all students are treated equally, regardless of whether their parents are rich or poor.	50% 41%	50% 46%	0% 12%	0% 1%
This school encourages students to take challenging classes no matter their race, ethnicity, nationality, and/or cultural background (e.g., honor level courses, gifted courses, AP or IB courses).	50% 45%	50% 51%	0% 4%	0% 0%
This school provides instructional materials (e.g., textbooks or handouts) that reflect students' cultural background, ethnicity and identity.	50% 34%	50% 61%	0% 6%	0% 0%
This school emphasizes showing respect for all students' cultural beliefs and practices.	50% 59%	50% 39%	0% 3%	0% 0%
This school provides effective resources and training for teaching students with Individualized Education Programs (IEPs) across different languages and cultures.	50% 41%	50% 43%	0% 14%	0% 3%
This school provides effective supports for students needing alternative modes of communication (e.g., manual signs, communication boards, computer-based devices, picture exchange systems, Braille).	50% 42%	50% 55%	0% 1%	0% 3%
This school helps parents find community supports for their students who need them.	50% 29%	50% 61%	0% 8%	0% 3%
Staff at this school do a good job helping parents to support their children's learning at home.	50% 36%	50% 57%	0% 5%	0% 1%
Staff at this school do a good job helping parents understand when their child needs to learn social and emotional skills.	50% 28%	50% 64%	0% 8%	0% 0%
At this school the staff get along well.	50% 34%	50% 58%	0% 6%	0% 3%

At this school there is a feeling of trust among the staff.	50% 25%	50% 59%	0% 11%	0% 4%
At this school students get along well with the staff.	50% 32%	50% 64%	0% 3%	0% 1%
Administrators ask staff to be involved in making decisions.	50% 19%	50% 54%	0% 22%	0% 5%
Staff at this school have many informal opportunities to influence what happens within the school.	50% 18%	50% 58%	0% 19%	0% 5%
At this school, students are given the opportunity to take part in decision making.	50% 14%	50% 59%	0% 23%	0% 4%
This school provides students with opportunities to take a lead role in organizing programs and activities.	50% 28%	50% 53%	0% 18%	0% 1%
Students are encouraged to get involved in extra-curricular activities.	50% 36%	50% 59%	0% 4%	0% 1%
I feel like I belong.	50% 38%	50% 53%	0% 5%	0% 4%
I feel satisfied with the recognition I get for doing a good job.	50% 30%	50% 47%	0% 14%	0% 9%
I feel comfortable discussing feelings, worries, and frustrations with my supervisor.	50% 40%	50% 38%	0% 14%	0% 8%
This school inspires me to do the very best at my job.	50% 38%	50% 46%	0% 13%	0% 4%
People at this school care about me as a person.	50% 33%	50% 54%	0% 9%	0% 4%
I can manage almost any student behavior problem.	50% 29%	50% 58%	0% 12%	0% 1%
I feel safe at this school.	50% 47%	50% 48%	0% 5%	0% 0%
The following types of problems occur at this school often: Physical conflicts among students.	0% 3%	100% 15%	0% 55%	0% 27%

The following types of problems occur at this school often: robbery or theft.	0% 1%	100% 11%	0% 41%	0% 47%	
The following types of problems occur at this school often: vandalism.	0% 4%	100% 18%	0% 44%	0% 34%	
The following types of problems occur at this school often: student possession of weapons.	0% 1%	50% 4%	50% 35%	0% 60%	
The following types of problems occur at this school often: sexual assault or dating violence.	0% 1%	50% 5%	50% 35%	0% 58%	
The following types of problems occur at this school often: physical abuse of teachers.	0% 1%	50% 1%	50% 38%	0% 59%	
The following types of problems occur at this school often: student verbal abuse of teachers.	0% 4%	50% 13%	50% 51%	0% 32%	
I think that bullying is a frequent problem at this school.	0% 5%	50% 23%	50% 57%	0% 14%	
I think that cyberbullying is a frequent problem among students at this school.	0% 5%	100% 27%	0% 48%	0% 20%	
Staff at this school always stop bullying when they see it.	50% 29%	50% 59%	0% 10%	0% 1%	
Staff at this school are teased or picked on about their race or ethnicity.	0% 3%	50% 8%	0% 35%	50% 54%	
Staff at this school are teased or picked on about their cultural background or religion.	0% 1%	50% 6%	0% 37%	50% 55%	
Staff at this school are teased or picked on about their physical or mental disability.	0% 1%	50% 9%	0% 35%	50% 54%	
Staff at this school are teased or picked on about their sexuality.	0% 1%	50% 6%	0% 37%	50% 55%	
		Not a Problem	Small Problem	Somewhat a Problem	Large Problem
At this school, how much of a problem is student drug use?	0% 56%	100% 23%	0% 15%	0% 5%	

At this school, how much of a problem is student use of electronic cigarettes?	0% 54%	100% 23%	0% 18%	0% 5%
At this school, how much of a problem is student use of tobacco (e.g., cigarettes, chew, cigars)?	0% 66%	100% 19%	0% 14%	0% 1%
At this school, how much of a problem is student alcohol use?	0% 56%	100% 24%	0% 14%	0% 5%

	Strongly Agree	Agree	Disagree	Strongly Disagree
This school collaborates well with community organizations to help address youth substance use problems.	50% 17%	50% 60%	0% 20%	0% 3%
This school has adequate resources to address substance use prevention.	50% 21%	50% 57%	0% 21%	0% 1%
At this school, first-time violations of alcohol or other drug policies are punished by at least an out-of-school suspension.	50% 12%	50% 73%	0% 14%	0% 2%
This school has programs, resources, and/or policies to prevent substance abuse.	50% 17%	50% 62%	0% 20%	0% 2%
This school has programs that address substance use among students.	50% 13%	50% 63%	0% 23%	0% 2%
I know what to do if there is an emergency, natural disaster (tornado, flood) or a dangerous situation (e.g., violent person on campus) during the school day.	50% 39%	50% 55%	0% 4%	0% 3%
This school has a written plan that describes procedures to be performed in shootings.	50% 37%	50% 54%	0% 4%	0% 5%
This school has a written plan that clearly describes procedures to be performed in natural disasters (e.g., earthquakes or tornadoes).	50% 38%	50% 49%	0% 9%	0% 4%
This school or school district provides effective training in safety procedures to staff (e.g., lockdown training or fire drills).	50% 43%	50% 49%	0% 6%	0% 1%
My work is hindered by poor heating, cooling, and/or lighting systems at this school.	0% 14%	50% 16%	0% 44%	50% 26%
My work is hindered by insufficient workspace at this school.	0% 5%	0% 13%	50% 59%	50% 23%

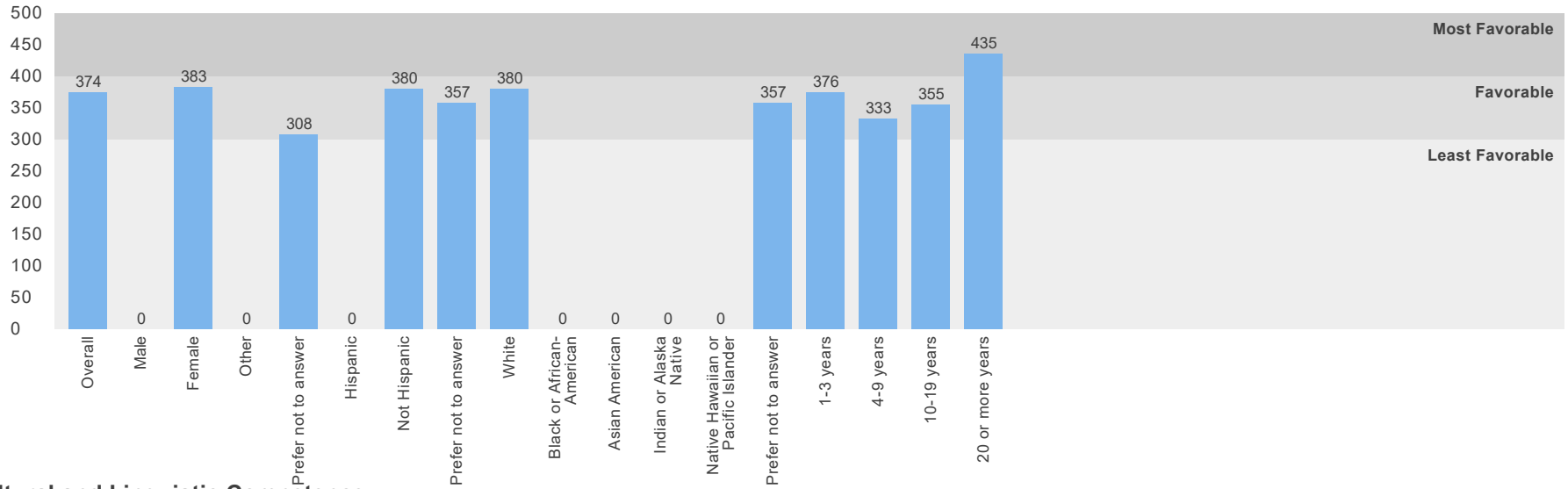
My work is hindered by a lack of materials and basic supplies at this school.	0% 3%	0% 6%	50% 56%	50% 35%
My work is hindered by inadequate or outdated equipment or facilities at this school.	0% 1%	0% 11%	50% 60%	50% 28%
This school looks clean and pleasant.	50% 35%	50% 54%	0% 11%	0% 0%
This school is an inviting work environment.	50% 36%	50% 53%	0% 10%	0% 1%
Staff at this school feel responsible to help each other do their best.	50% 30%	50% 60%	0% 9%	0% 1%
Staff at this school feel responsible when students at this school fail.	50% 20%	50% 67%	0% 12%	0% 1%
The programs and resources at this school are adequate to support students with special needs or disabilities.	50% 34%	50% 52%	0% 10%	0% 4%
Staff at this school feel that it is a part of their job to prepare students to succeed in college.	50% 27%	50% 57%	0% 14%	0% 3%
Staff at this school expect students to do their best all the time.	50% 35%	50% 57%	0% 6%	0% 1%
This school provides the materials, resources, and training necessary for me to support students' physical health and nutrition.	50% 18%	50% 64%	0% 15%	0% 3%
This school places a priority on making healthy food choices.	50% 14%	50% 58%	0% 18%	0% 9%
This school places a priority on students' health needs.	50% 22%	50% 68%	0% 8%	0% 3%
This school places a priority on students' physical activity.	50% 23%	50% 69%	0% 5%	0% 3%
This school places a priority on addressing students' mental health needs.	50% 22%	50% 59%	0% 14%	0% 4%
This school places a priority on teaching students strategies to manage their stress levels.	50% 20%	50% 54%	0% 23%	0% 3%
This school provides the materials, resources, and training necessary for me to support students'	50%	50%	0%	0%

social or emotional needs.	18%	61%	18%	3%
This school provides quality counseling or other services to help students with social or emotional needs.	50% 26%	50% 57%	0% 13%	0% 4%
Staff at this school are clearly informed about school policies and procedures.	50% 25%	50% 65%	0% 5%	0% 5%
Staff at this school recognize students for positive behavior.	50% 41%	50% 54%	0% 5%	0% 0%
Staff at this school encourage students to think about how their actions affect others.	50% 35%	50% 59%	0% 5%	0% 0%
School rules are applied equally to all students.	50% 33%	50% 46%	0% 15%	0% 6%
Discipline is fair.	50% 31%	50% 51%	0% 17%	0% 1%
Staff at this school help students develop strategies to understand and control their feelings and actions.	50% 28%	50% 61%	0% 8%	0% 3%
This school effectively handles student discipline and behavior problems.	50% 23%	50% 56%	0% 17%	0% 4%
Staff at this school work together to ensure an orderly environment.	50% 29%	50% 59%	0% 9%	0% 3%

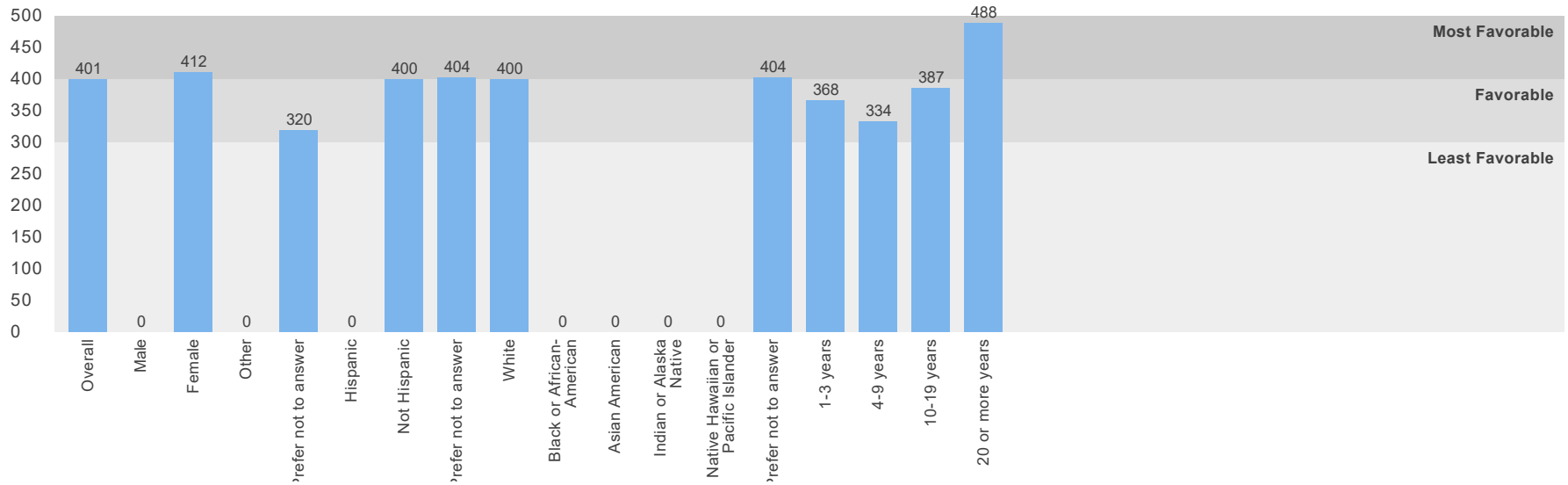
SLINGERLANDS ES

Scale Scores by Demographic

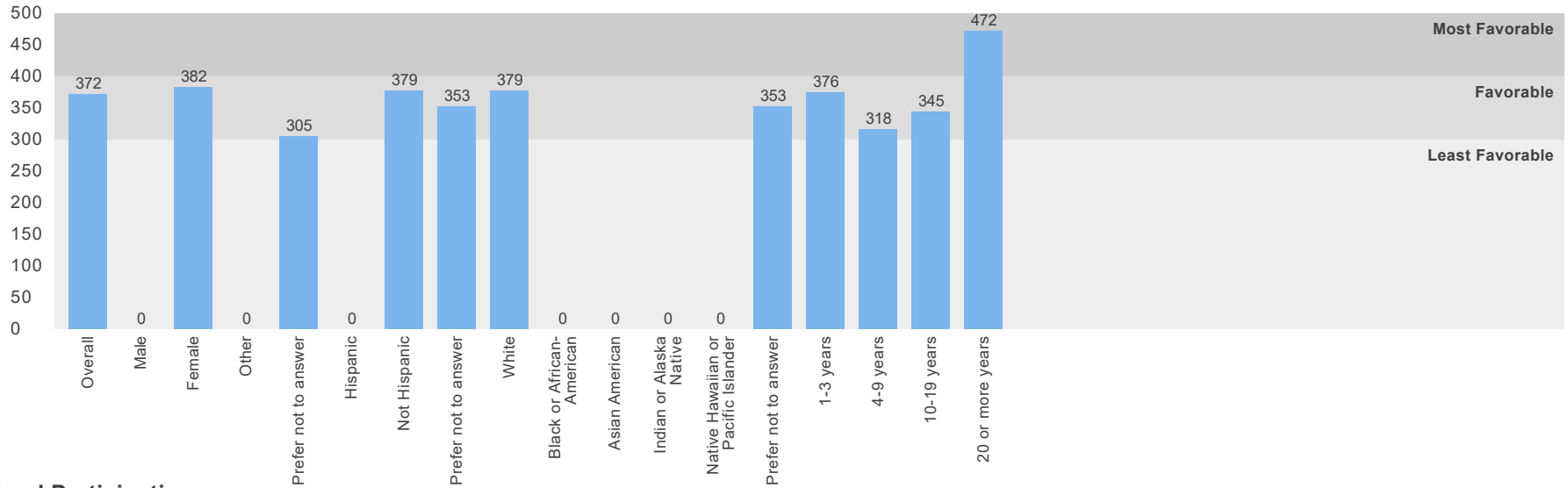
Engagement



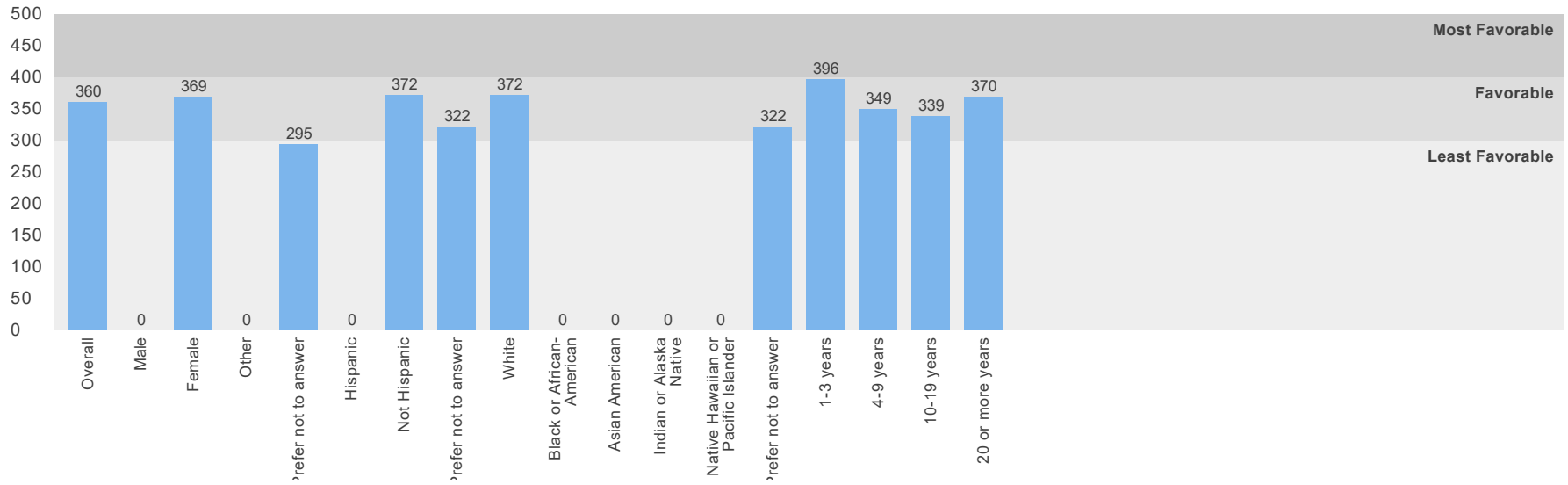
Cultural and Linguistic Competence



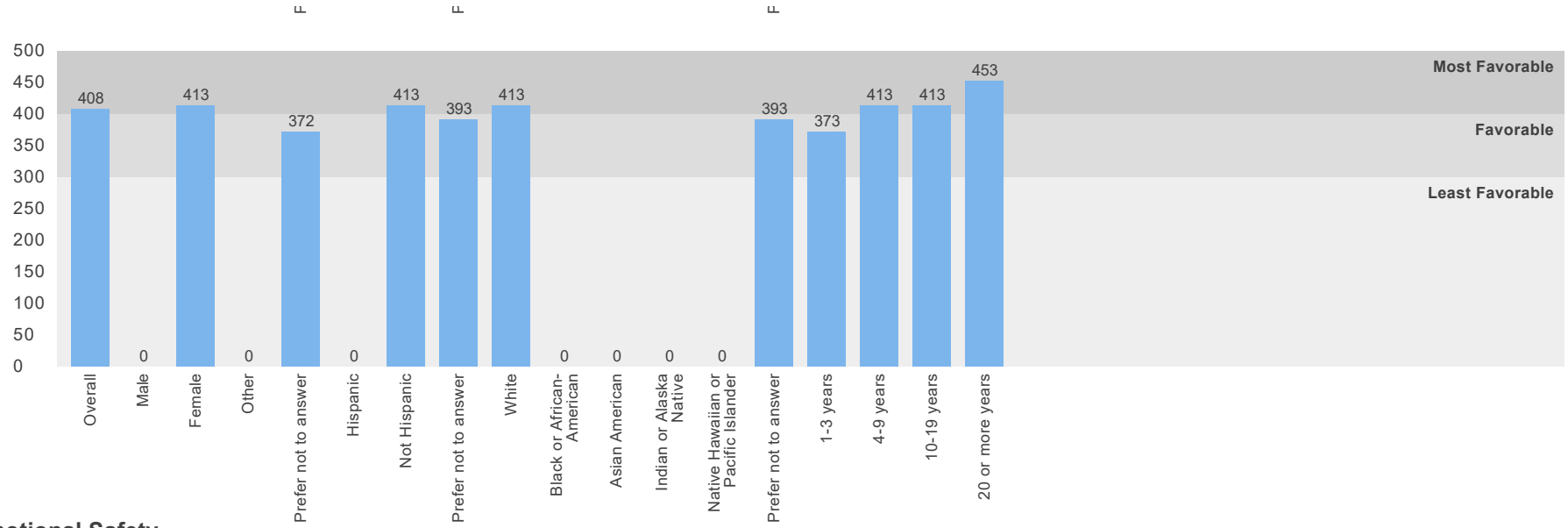
Relationships



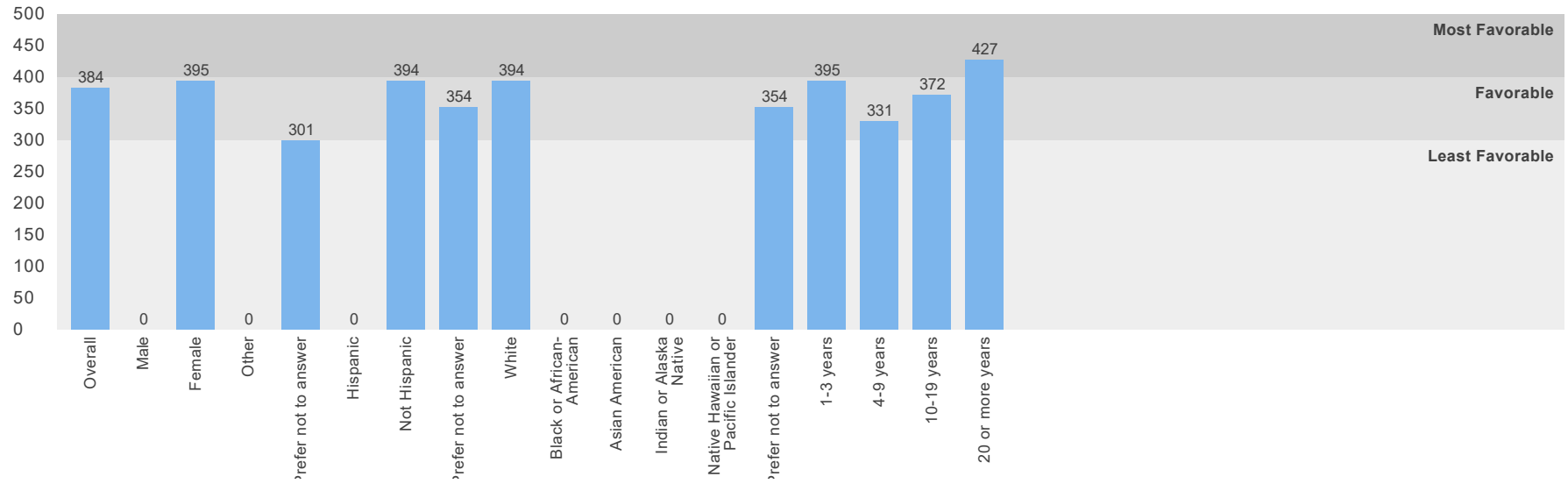
School Participation



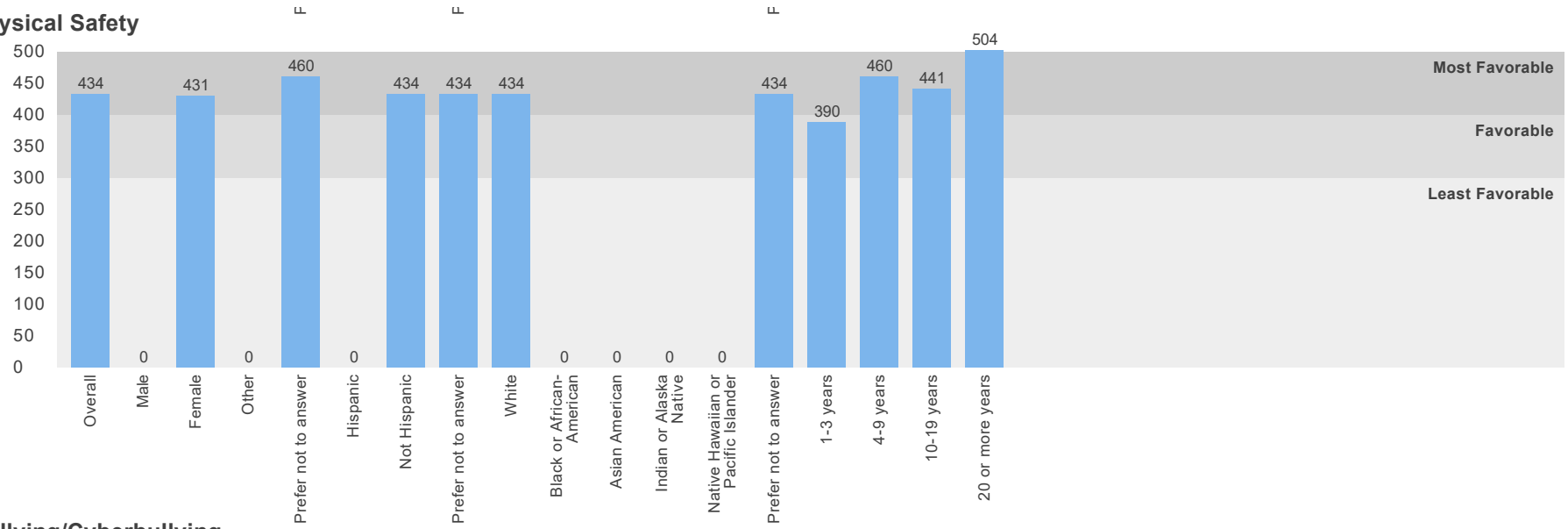
Safety



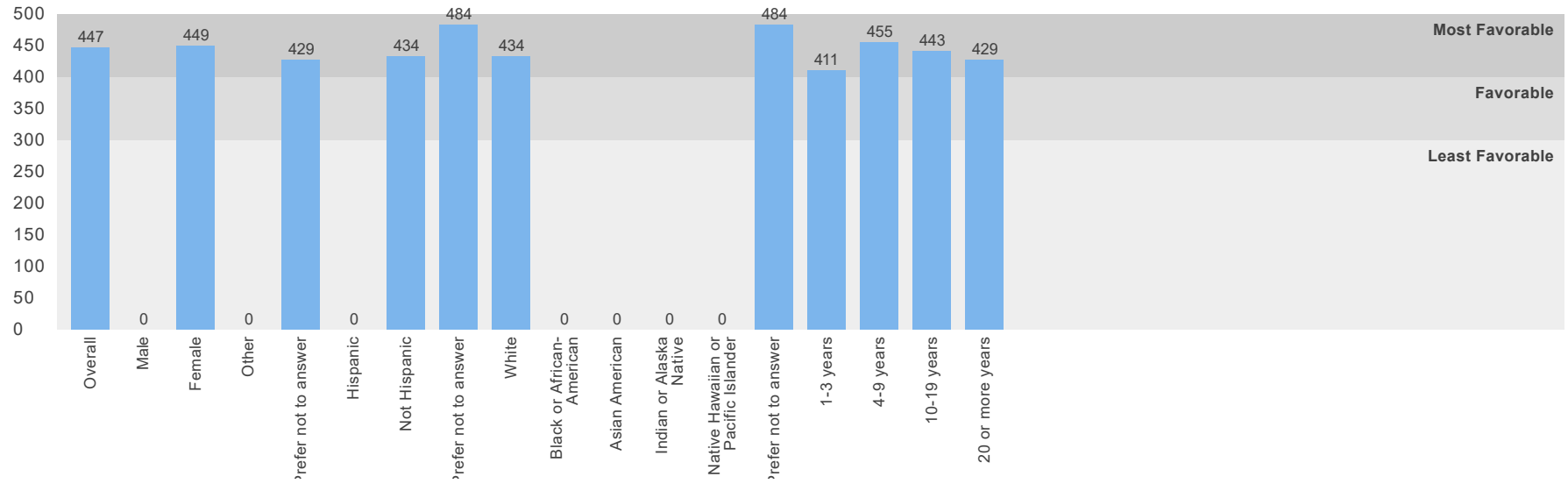
Emotional Safety



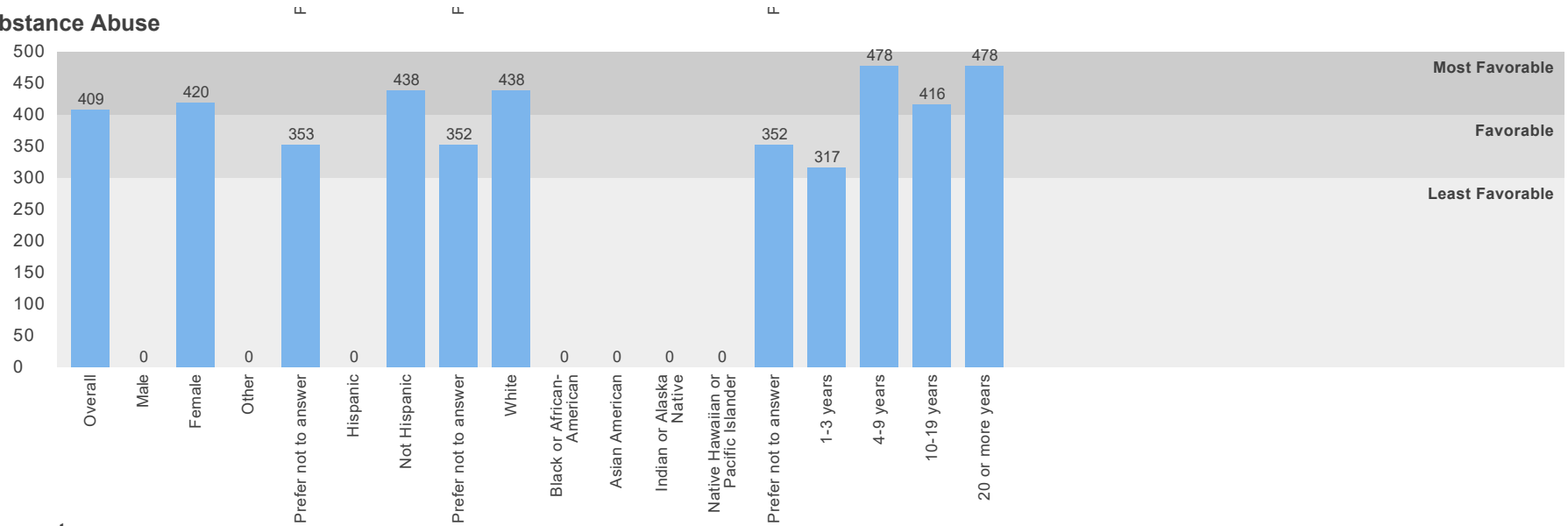
Physical Safety



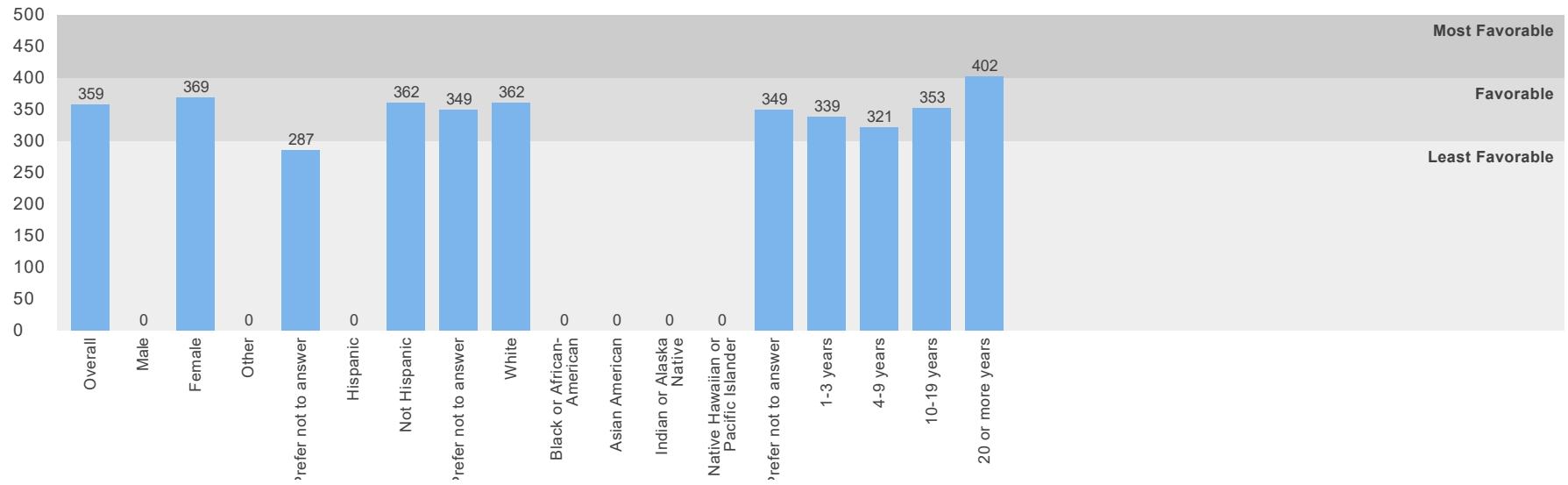
Bullying/Cyberbullying



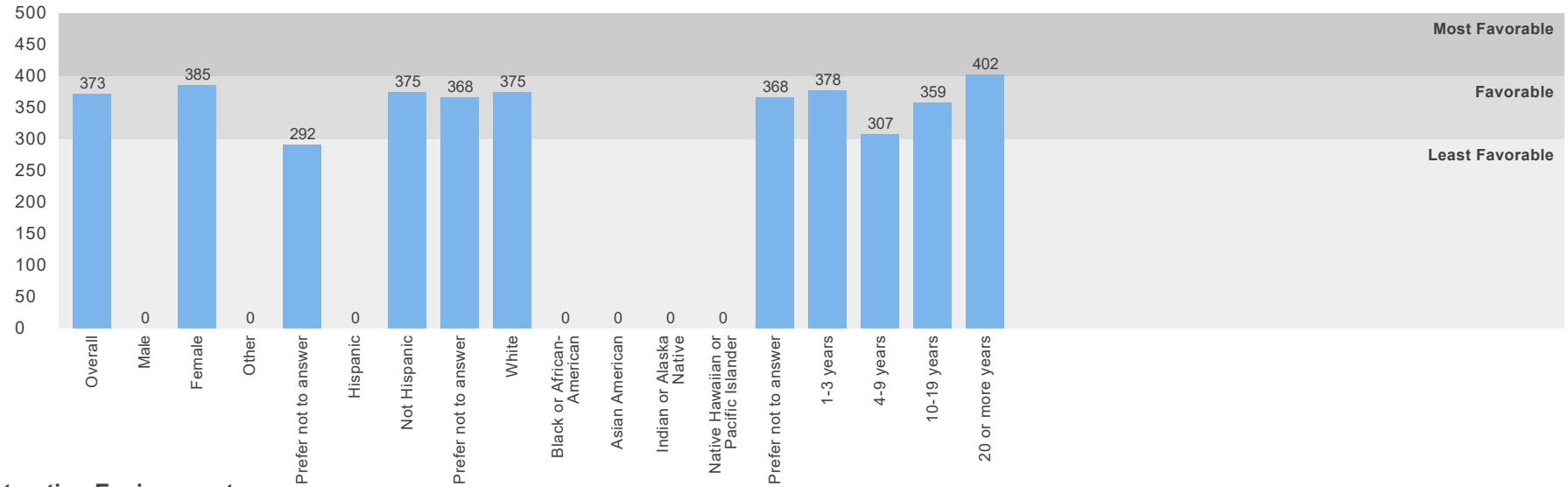
Substance Abuse



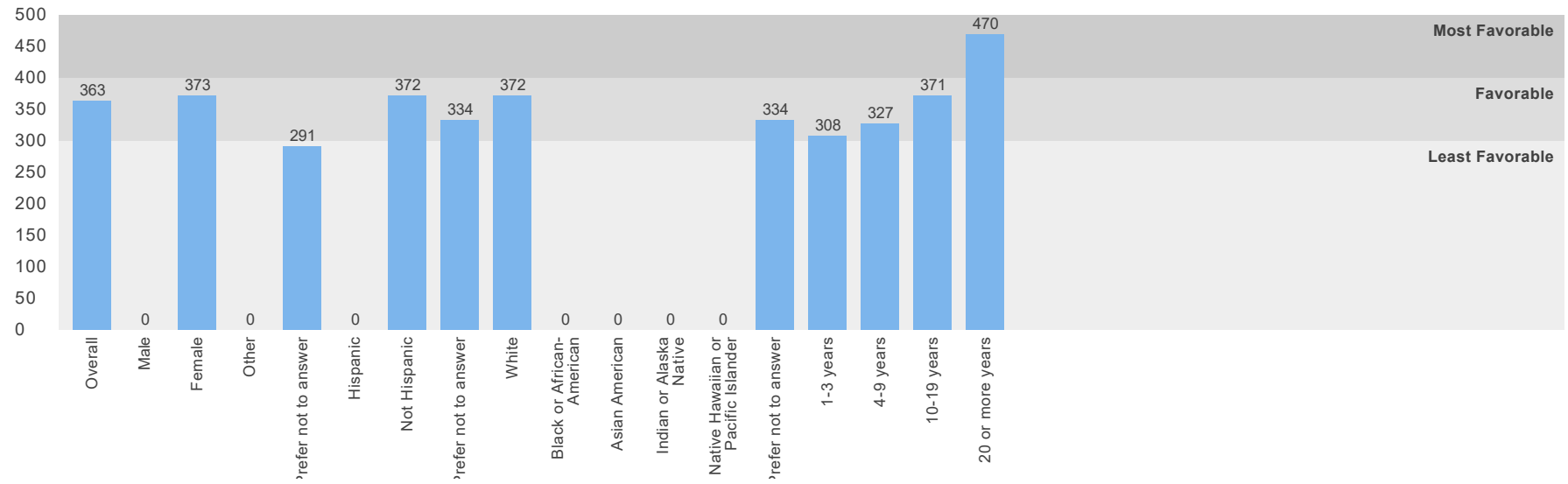
Environment



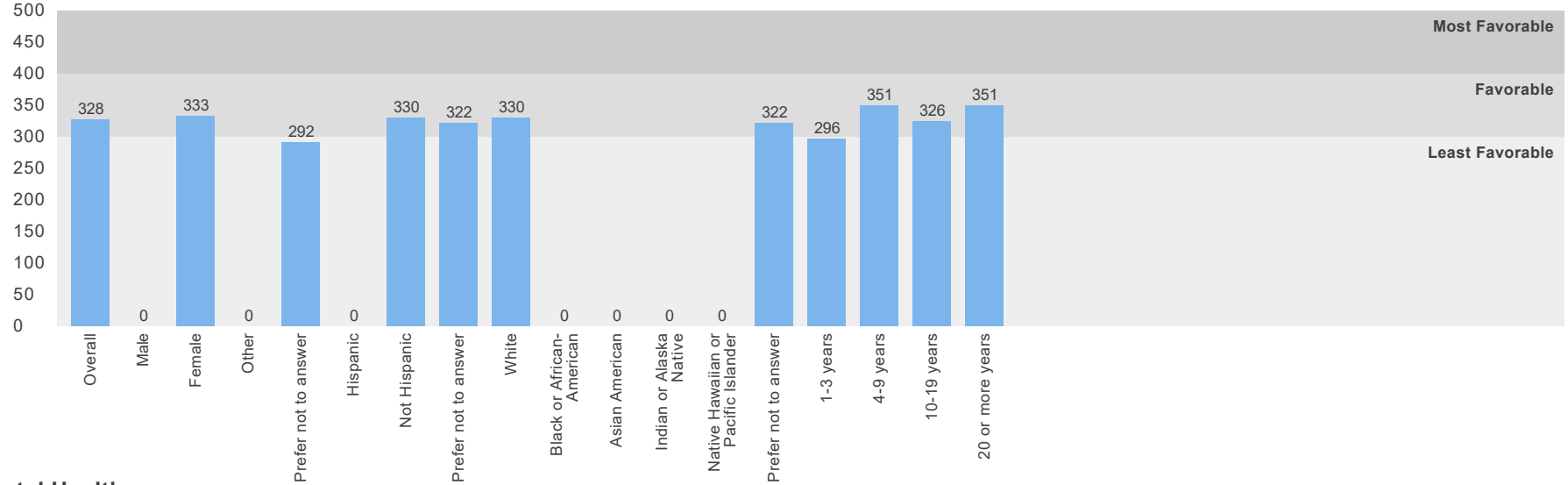
Physical Environment



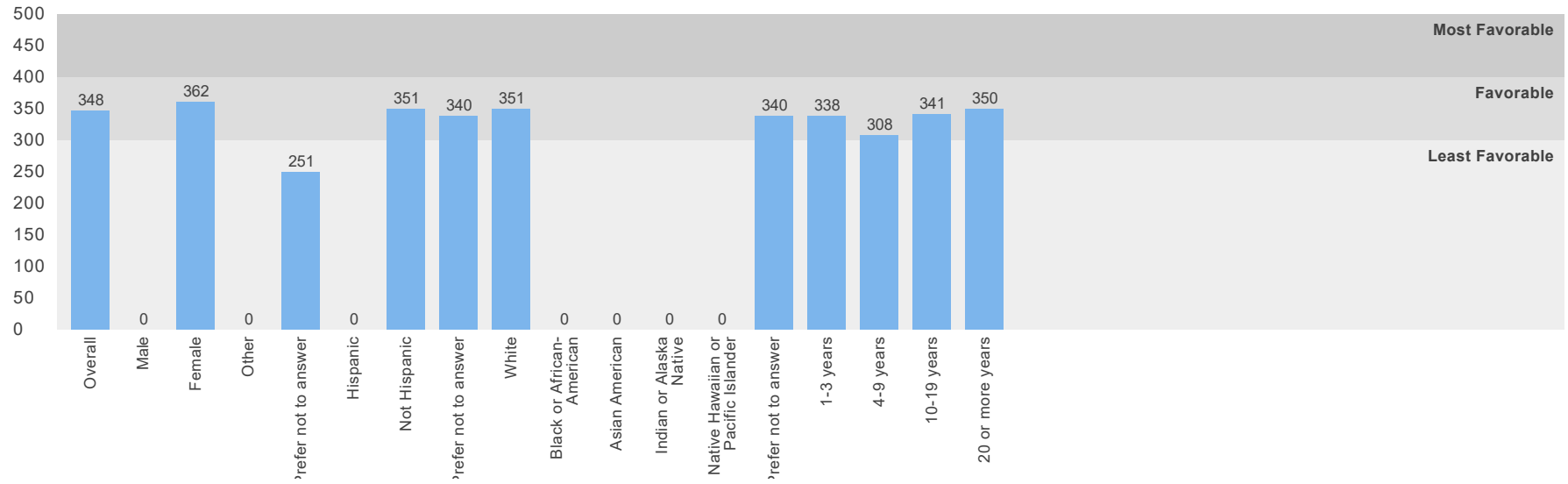
Instruction Environment



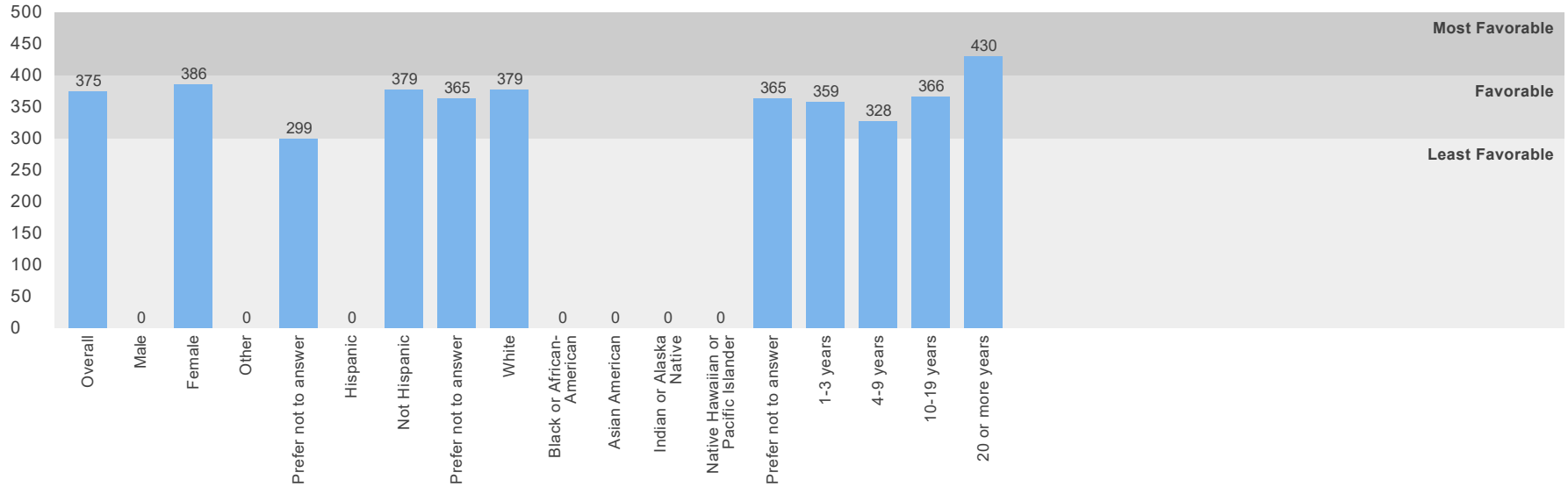
Physical Health



Mental Health



Discipline



Number of Submissions: 8

The top percentage is for this school, the bottom is for the district

	Male	Female	Other	Prefer not to answer
Are you male or female?	0% 16%	88% 78%	0% 0%	13% 6%

	Hispanic	Not Hispanic	Prefer not to answer
Are you of Hispanic or Latino origin?	0% 0%	75% 88%	25% 12%

	White	Black or African-American	Asian American	Indian or Alaska Native	Native Hawaiian or Pacific Islander	Prefer not to answer

What is your race?	75%	0%	0%	0%	0%	25%
	88%	2%	0%	0%	0%	11%

	1-3 years	4-9 years	10-19 years	20 or more years
How many years have you been working at this school?	29%	14%	43%	14%
	29%	21%	31%	19%

	Strongly Agree	Agree	Disagree	Strongly Disagree
At this school, all students are treated equally, regardless of whether their parents are rich or poor.	50%	25%	25%	0%
	41%	46%	12%	1%
This school encourages students to take challenging classes no matter their race, ethnicity, nationality, and/or cultural background (e.g., honor level courses, gifted courses, AP or IB courses).	86%	14%	0%	0%
	45%	51%	4%	0%
This school provides instructional materials (e.g., textbooks or handouts) that reflect students' cultural background, ethnicity and identity.	38%	63%	0%	0%
	34%	61%	6%	0%
This school emphasizes showing respect for all students' cultural beliefs and practices.	63%	38%	0%	0%
	59%	39%	3%	0%
This school provides effective resources and training for teaching students with Individualized Education Programs (IEPs) across different languages and cultures.	50%	13%	25%	13%
	41%	43%	14%	3%
This school provides effective supports for students needing alternative modes of communication (e.g., manual signs, communication boards, computer-based devices, picture exchange systems, Braille).	38%	50%	0%	13%
	42%	55%	1%	3%
This school helps parents find community supports for their students who need them.	50%	25%	13%	13%
	29%	61%	8%	3%
Staff at this school do a good job helping parents to support their children's learning at home.	50%	38%	0%	13%
	36%	57%	5%	1%
Staff at this school do a good job helping parents understand when their child needs to learn social and emotional skills.	50%	38%	13%	0%
	28%	64%	8%	0%
At this school the staff get along well.	13%	88%	0%	0%
	34%	58%	6%	3%

At this school there is a feeling of trust among the staff.	13% 25%	50% 59%	38% 11%	0% 4%
At this school students get along well with the staff.	57% 32%	43% 64%	0% 3%	0% 1%
Administrators ask staff to be involved in making decisions.	13% 19%	75% 54%	13% 22%	0% 5%
Staff at this school have many informal opportunities to influence what happens within the school.	25% 18%	38% 58%	38% 19%	0% 5%
At this school, students are given the opportunity to take part in decision making.	13% 14%	38% 59%	50% 23%	0% 4%
This school provides students with opportunities to take a lead role in organizing programs and activities.	38% 28%	50% 53%	13% 18%	0% 1%
Students are encouraged to get involved in extra-curricular activities.	63% 36%	25% 59%	13% 4%	0% 1%
I feel like I belong.	38% 38%	38% 53%	25% 5%	0% 4%
I feel satisfied with the recognition I get for doing a good job.	38% 30%	13% 47%	25% 14%	25% 9%
I feel comfortable discussing feelings, worries, and frustrations with my supervisor.	50% 40%	50% 38%	0% 14%	0% 8%
This school inspires me to do the very best at my job.	63% 38%	25% 46%	13% 13%	0% 4%
People at this school care about me as a person.	38% 33%	38% 54%	25% 9%	0% 4%
I can manage almost any student behavior problem.	38% 29%	50% 58%	0% 12%	13% 1%
I feel safe at this school.	75% 47%	25% 48%	0% 5%	0% 0%
The following types of problems occur at this school often: Physical conflicts among students.	0% 3%	0% 15%	63% 55%	38% 27%

The following types of problems occur at this school often: robbery or theft.	0% 1%	0% 11%	50% 41%	50% 47%	
The following types of problems occur at this school often: vandalism.	0% 4%	0% 18%	50% 44%	50% 34%	
The following types of problems occur at this school often: student possession of weapons.	0% 1%	0% 4%	13% 35%	88% 60%	
The following types of problems occur at this school often: sexual assault or dating violence.	0% 1%	0% 5%	13% 35%	88% 58%	
The following types of problems occur at this school often: physical abuse of teachers.	0% 1%	0% 1%	13% 38%	88% 59%	
The following types of problems occur at this school often: student verbal abuse of teachers.	0% 4%	0% 13%	50% 51%	50% 32%	
I think that bullying is a frequent problem at this school.	0% 5%	25% 23%	25% 57%	50% 14%	
I think that cyberbullying is a frequent problem among students at this school.	0% 5%	0% 27%	29% 48%	71% 20%	
Staff at this school always stop bullying when they see it.	50% 29%	13% 59%	25% 10%	13% 1%	
Staff at this school are teased or picked on about their race or ethnicity.	0% 3%	0% 8%	13% 35%	88% 54%	
Staff at this school are teased or picked on about their cultural background or religion.	0% 1%	0% 6%	13% 37%	88% 55%	
Staff at this school are teased or picked on about their physical or mental disability.	0% 1%	13% 9%	13% 35%	75% 54%	
Staff at this school are teased or picked on about their sexuality.	0% 1%	0% 6%	13% 37%	88% 55%	
		Not a Problem	Small Problem	Somewhat a Problem	Large Problem
At this school, how much of a problem is student drug use?	100% 56%	0% 23%	0% 15%	0% 5%	

At this school, how much of a problem is student use of electronic cigarettes?	100% 54%	0% 23%	0% 18%	0% 5%
At this school, how much of a problem is student use of tobacco (e.g., cigarettes, chew, cigars)?	100% 66%	0% 19%	0% 14%	0% 1%
At this school, how much of a problem is student alcohol use?	100% 56%	0% 24%	0% 14%	0% 5%

	Strongly Agree	Agree	Disagree	Strongly Disagree
This school collaborates well with community organizations to help address youth substance use problems.	43% 17%	43% 60%	0% 20%	14% 3%
This school has adequate resources to address substance use prevention.	43% 21%	29% 57%	29% 21%	0% 1%
At this school, first-time violations of alcohol or other drug policies are punished by at least an out-of-school suspension.	80% 12%	20% 73%	0% 14%	0% 2%
This school has programs, resources, and/or policies to prevent substance abuse.	50% 17%	33% 62%	17% 20%	0% 2%
This school has programs that address substance use among students.	50% 13%	33% 63%	17% 23%	0% 2%
I know what to do if there is an emergency, natural disaster (tornado, flood) or a dangerous situation (e.g., violent person on campus) during the school day.	38% 39%	50% 55%	0% 4%	13% 3%
This school has a written plan that describes procedures to be performed in shootings.	50% 37%	50% 54%	0% 4%	0% 5%
This school has a written plan that clearly describes procedures to be performed in natural disasters (e.g., earthquakes or tornadoes).	50% 38%	38% 49%	13% 9%	0% 4%
This school or school district provides effective training in safety procedures to staff (e.g., lockdown training or fire drills).	50% 43%	50% 49%	0% 6%	0% 1%
My work is hindered by poor heating, cooling, and/or lighting systems at this school.	38% 14%	0% 16%	38% 44%	25% 26%
My work is hindered by insufficient workspace at this school.	13% 5%	25% 13%	13% 59%	50% 23%

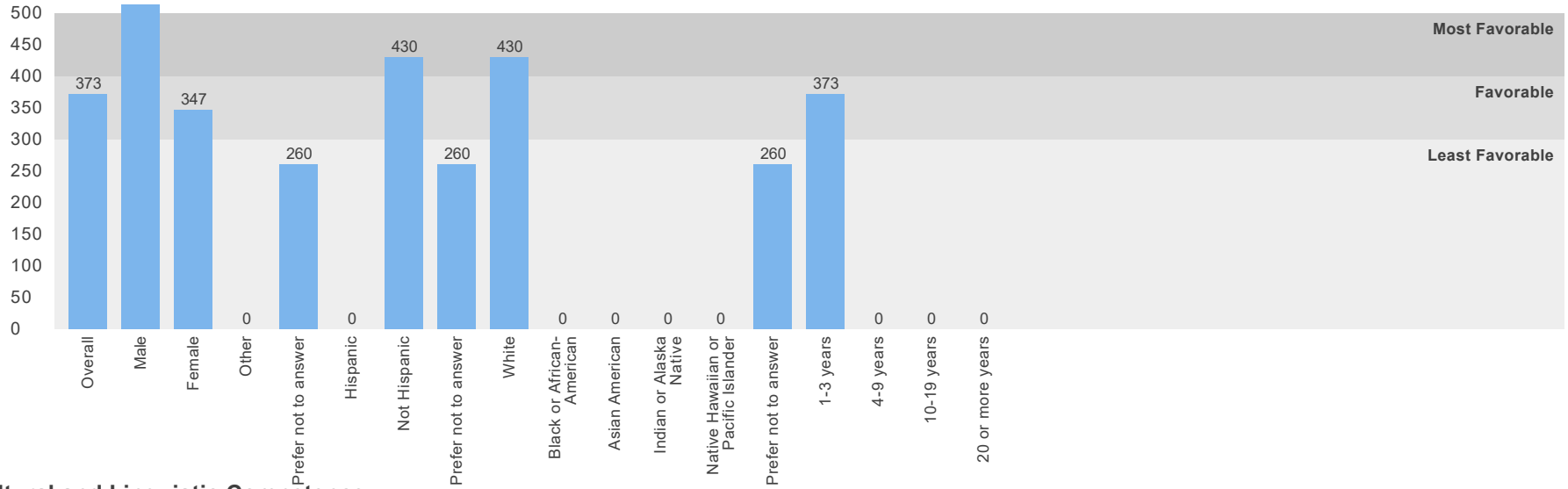
My work is hindered by a lack of materials and basic supplies at this school.	13% 3%	25% 6%	13% 56%	50% 35%
My work is hindered by inadequate or outdated equipment or facilities at this school.	0% 1%	13% 11%	38% 60%	50% 28%
This school looks clean and pleasant.	38% 35%	38% 54%	25% 11%	0% 0%
This school is an inviting work environment.	50% 36%	38% 53%	13% 10%	0% 1%
Staff at this school feel responsible to help each other do their best.	25% 30%	50% 60%	25% 9%	0% 1%
Staff at this school feel responsible when students at this school fail.	25% 20%	63% 67%	13% 12%	0% 1%
The programs and resources at this school are adequate to support students with special needs or disabilities.	25% 34%	50% 52%	13% 10%	13% 4%
Staff at this school feel that it is a part of their job to prepare students to succeed in college.	43% 27%	29% 57%	29% 14%	0% 3%
Staff at this school expect students to do their best all the time.	63% 35%	38% 57%	0% 6%	0% 1%
This school provides the materials, resources, and training necessary for me to support students' physical health and nutrition.	13% 18%	50% 64%	38% 15%	0% 3%
This school places a priority on making healthy food choices.	0% 14%	38% 58%	38% 18%	25% 9%
This school places a priority on students' health needs.	13% 22%	75% 68%	13% 8%	0% 3%
This school places a priority on students' physical activity.	13% 23%	75% 69%	0% 5%	13% 3%
This school places a priority on addressing students' mental health needs.	13% 22%	63% 59%	13% 14%	13% 4%
This school places a priority on teaching students strategies to manage their stress levels.	25% 20%	38% 54%	38% 23%	0% 3%
This school provides the materials, resources, and training necessary for me to support students'	38%	38%	13%	13%

social or emotional needs.	18%	61%	18%	3%
This school provides quality counseling or other services to help students with social or emotional needs.	25% 26%	50% 57%	13% 13%	13% 4%
Staff at this school are clearly informed about school policies and procedures.	38% 25%	50% 65%	0% 5%	13% 5%
Staff at this school recognize students for positive behavior.	25% 41%	63% 54%	13% 5%	0% 0%
Staff at this school encourage students to think about how their actions affect others.	57% 35%	29% 59%	14% 5%	0% 0%
School rules are applied equally to all students.	50% 33%	25% 46%	25% 15%	0% 6%
Discipline is fair.	50% 31%	38% 51%	13% 17%	0% 1%
Staff at this school help students develop strategies to understand and control their feelings and actions.	38% 28%	38% 61%	13% 8%	13% 3%
This school effectively handles student discipline and behavior problems.	13% 23%	63% 56%	13% 17%	13% 4%
Staff at this school work together to ensure an orderly environment.	25% 29%	50% 59%	25% 9%	0% 3%

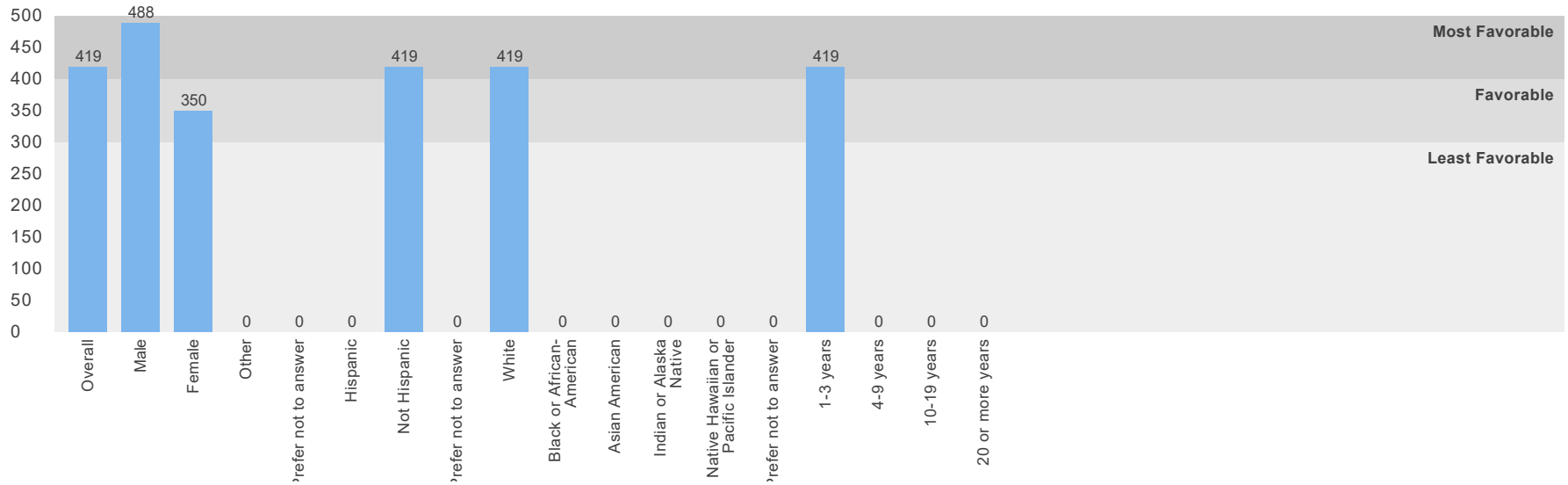
Transportation

Scale Scores by Demographic

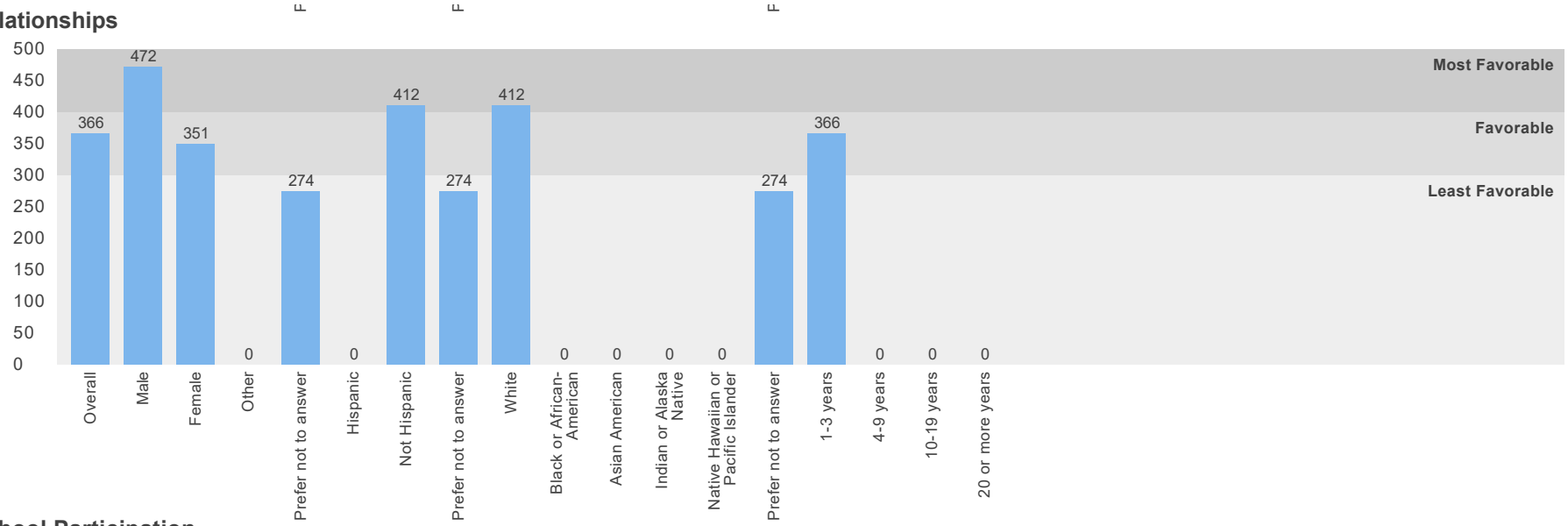
Engagement



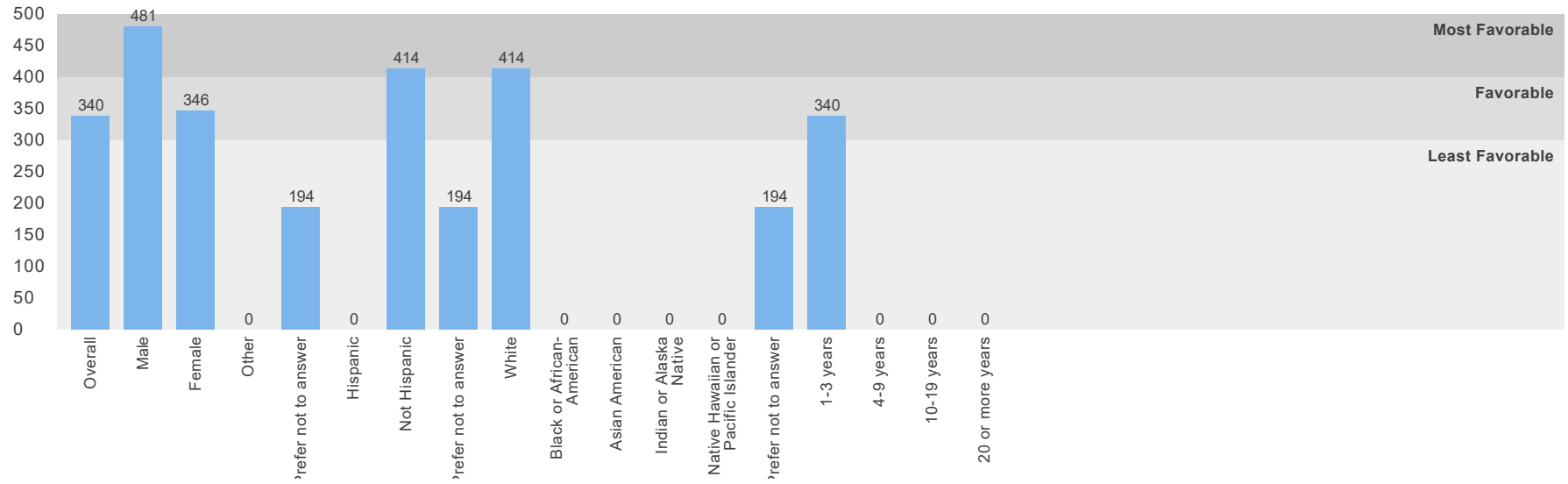
Cultural and Linguistic Competence



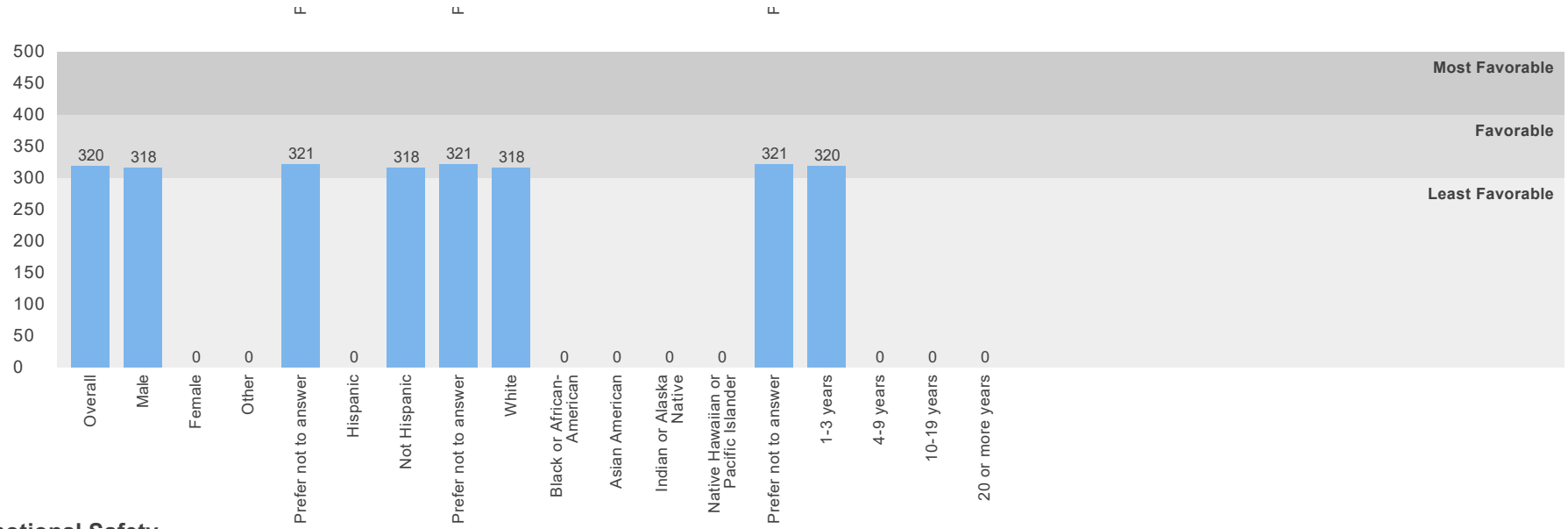
Relationships



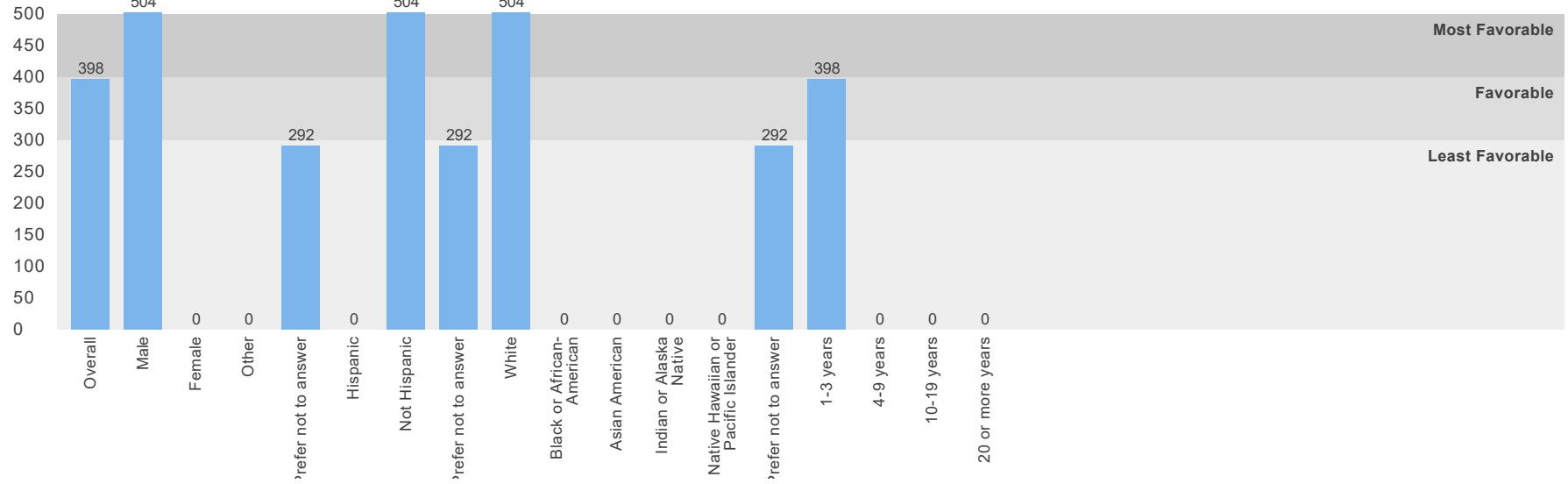
School Participation



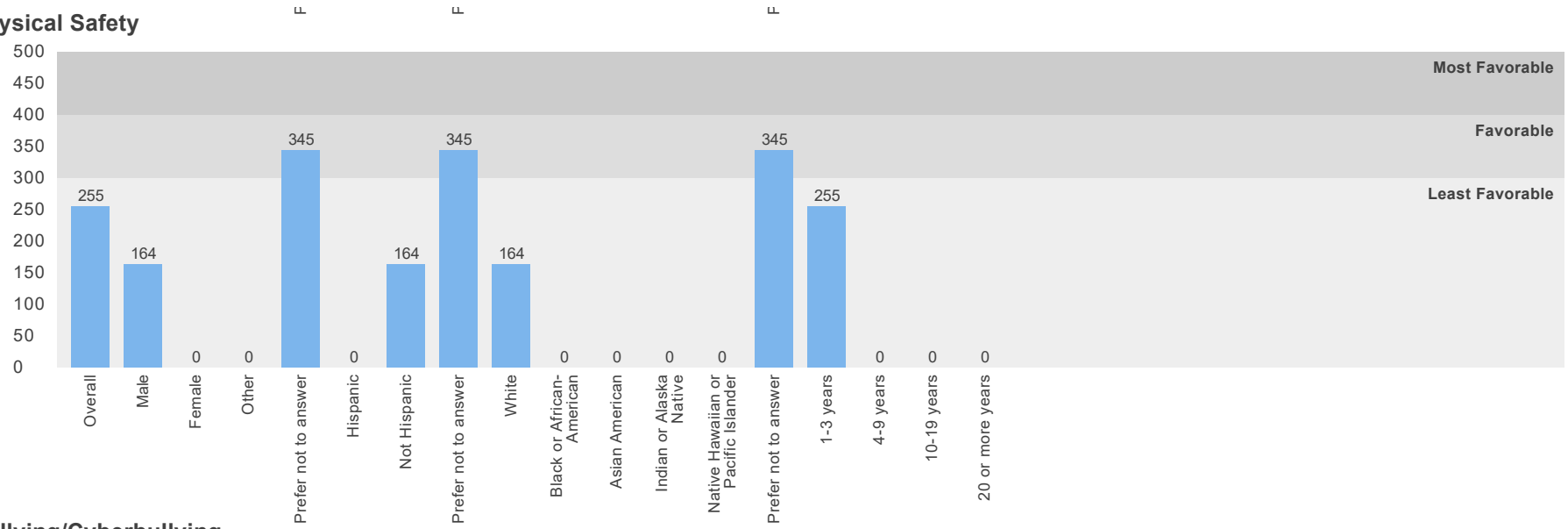
Safety



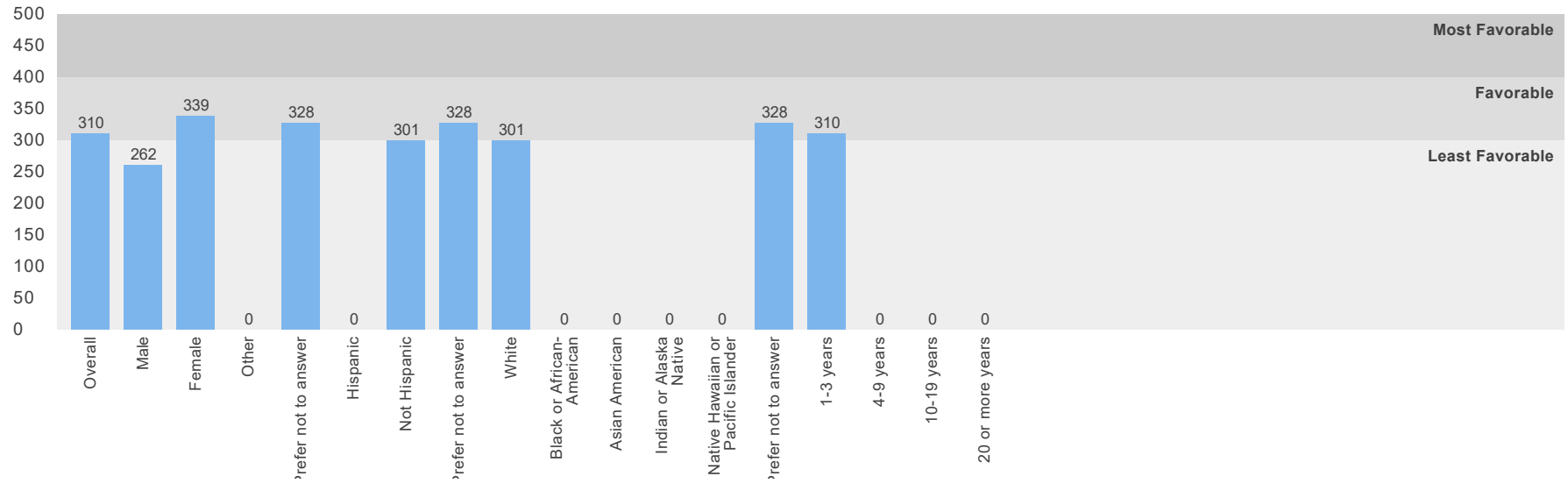
Emotional Safety



Physical Safety



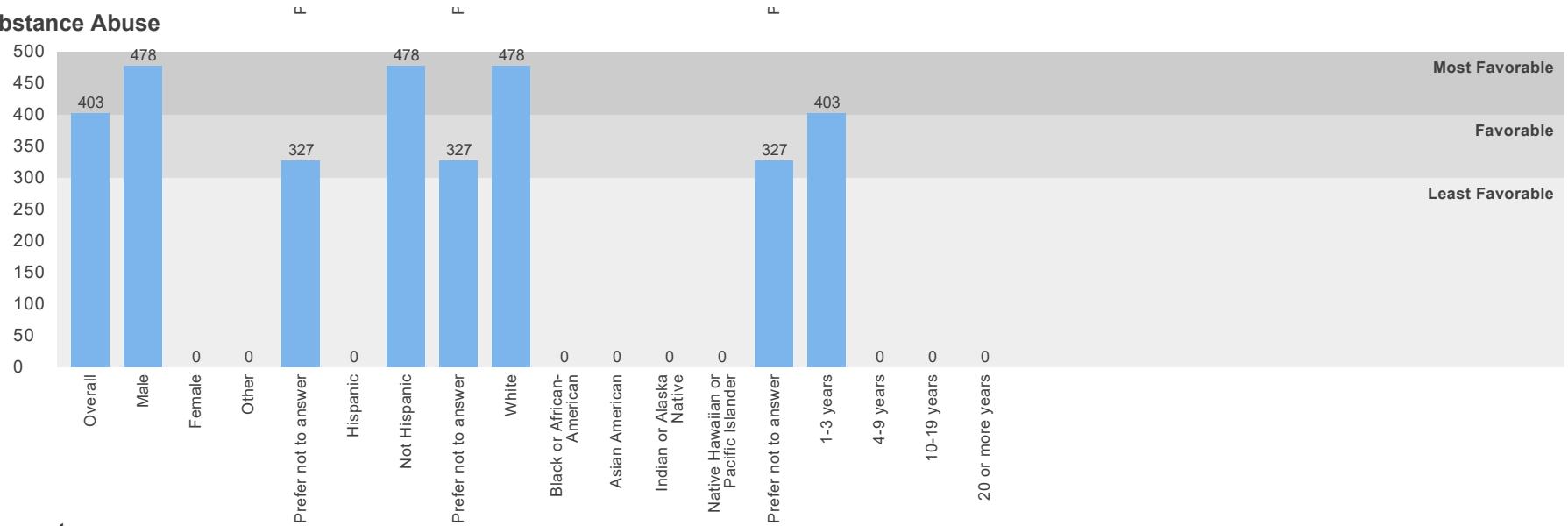
Bullying/Cyberbullying



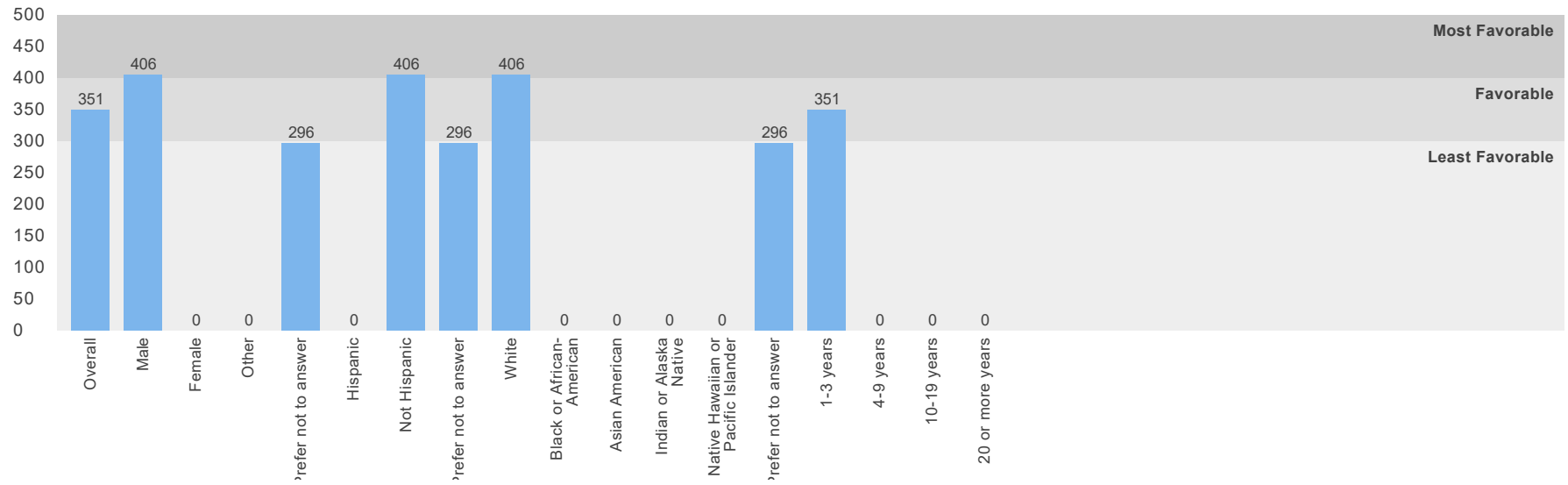


INCREASING EFFICIENCY.
REDUCING COSTS.

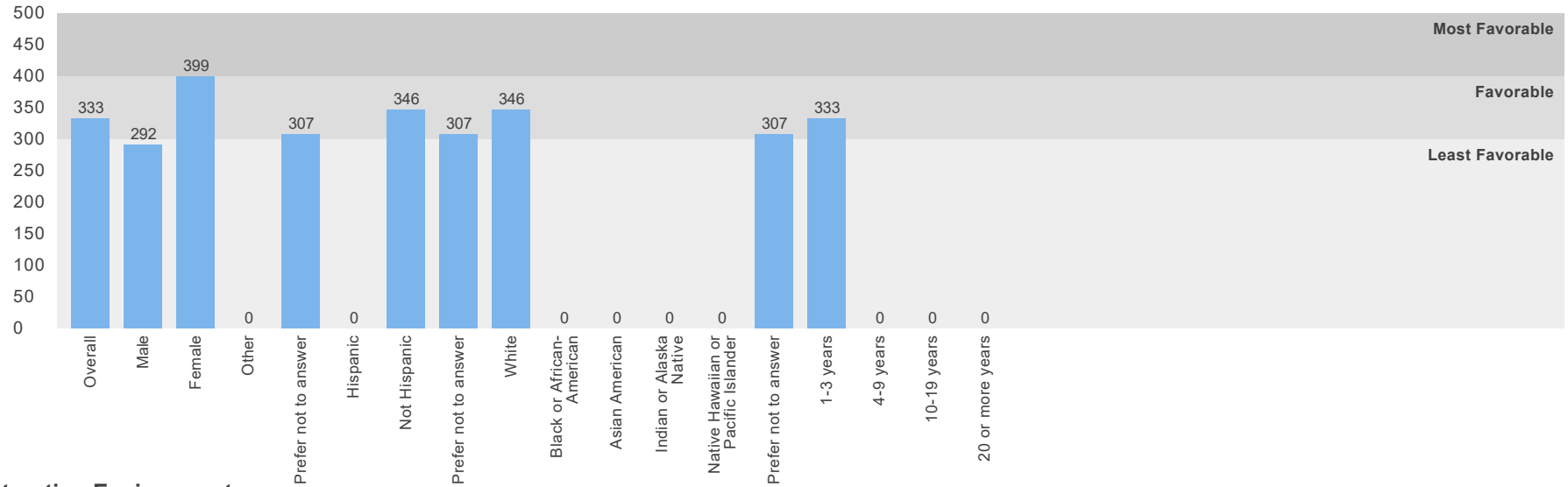
Substance Abuse



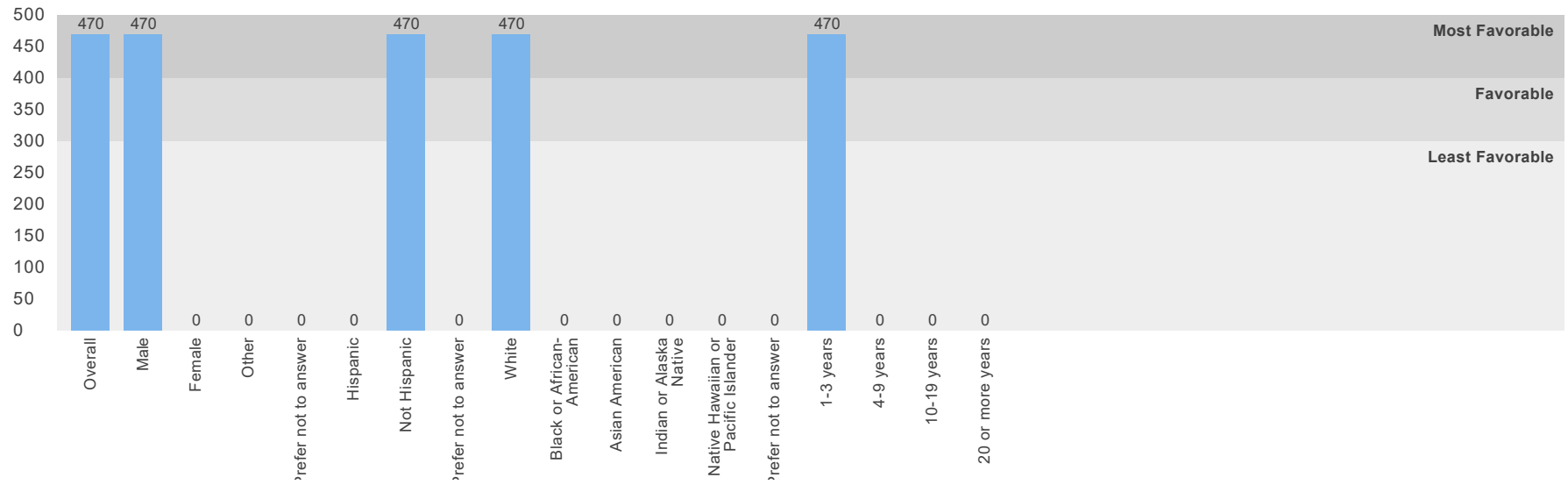
Environment



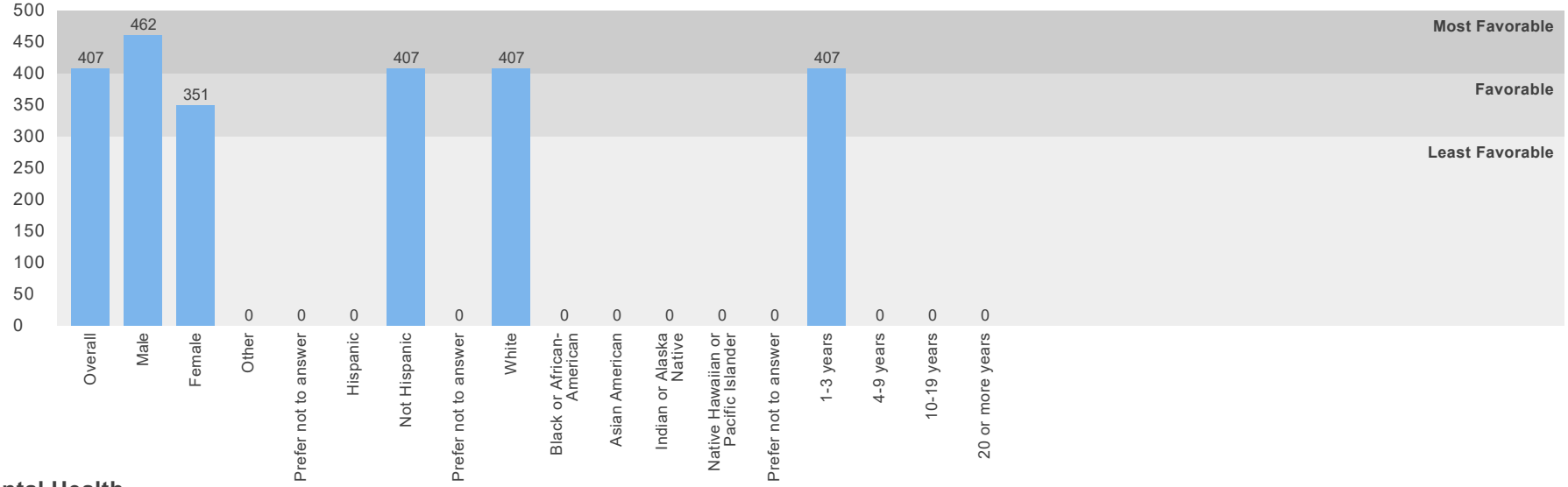
Physical Environment



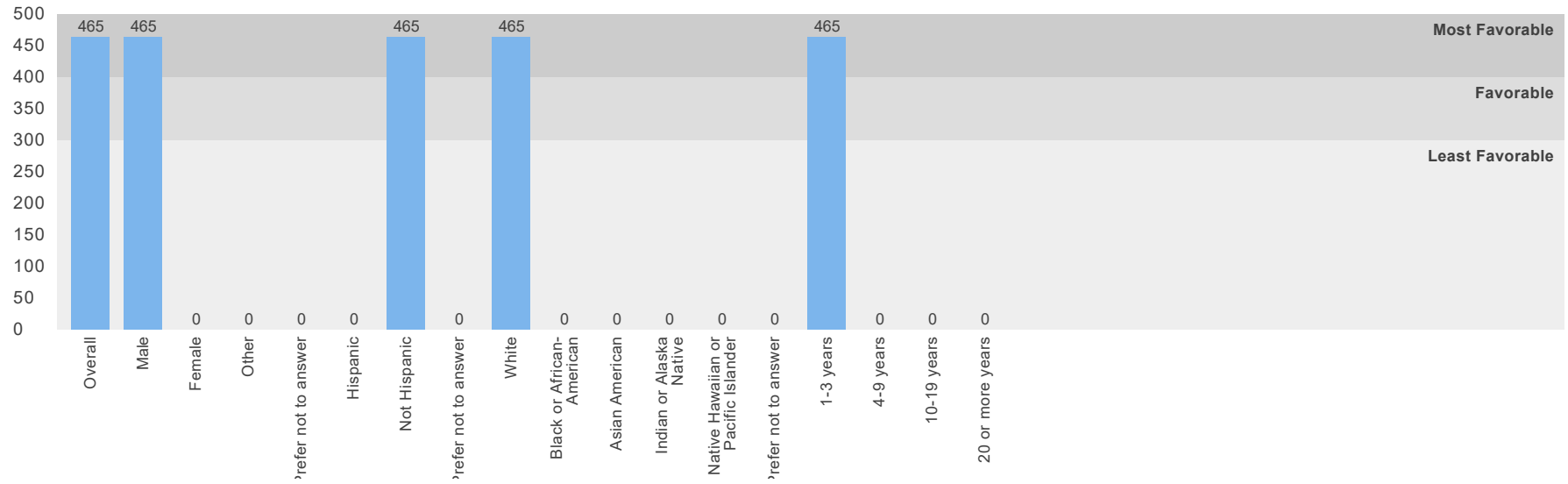
Instruction Environment



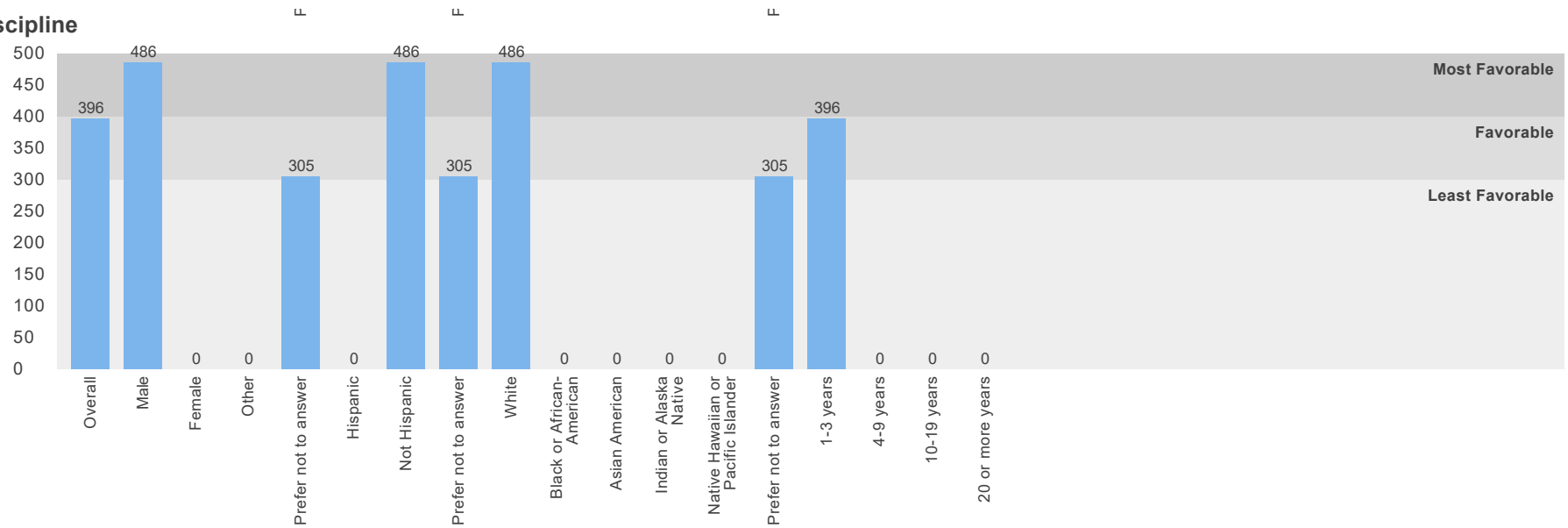
Physical Health



Mental Health



Discipline



Number of Submissions: 4

The top percentage is for this school, the bottom is for the district

	Male	Female	Other	Prefer not to answer
Are you male or female?	25%	50%	0%	25%
	16%	78%	0%	6%

	Hispanic	Not Hispanic	Prefer not to answer
Are you of Hispanic or Latino origin?	0%	75%	25%
	0%	88%	12%

	White	Black or African-American	Asian American	Indian or Alaska Native	Native Hawaiian or Pacific Islander	Prefer not to answer

What is your race?	75%	0%	0%	0%	0%	25%
	88%	2%	0%	0%	0%	11%

	1-3 years	4-9 years	10-19 years	20 or more years
How many years have you been working at this school?	100%	0%	0%	0%
	29%	21%	31%	19%

	Strongly Agree	Agree	Disagree	Strongly Disagree
At this school, all students are treated equally, regardless of whether their parents are rich or poor.	67%	33%	0%	0%
	41%	46%	12%	1%
This school encourages students to take challenging classes no matter their race, ethnicity, nationality, and/or cultural background (e.g., honor level courses, gifted courses, AP or IB courses).	50%	50%	0%	0%
	45%	51%	4%	0%
This school provides instructional materials (e.g., textbooks or handouts) that reflect students' cultural background, ethnicity and identity.	50%	50%	0%	0%
	34%	61%	6%	0%
This school emphasizes showing respect for all students' cultural beliefs and practices.	50%	50%	0%	0%
	59%	39%	3%	0%
This school provides effective resources and training for teaching students with Individualized Education Programs (IEPs) across different languages and cultures.	50%	50%	0%	0%
	41%	43%	14%	3%
This school provides effective supports for students needing alternative modes of communication (e.g., manual signs, communication boards, computer-based devices, picture exchange systems, Braille).	50%	50%	0%	0%
	42%	55%	1%	3%
This school helps parents find community supports for their students who need them.	50%	50%	0%	0%
	29%	61%	8%	3%
Staff at this school do a good job helping parents to support their children's learning at home.	50%	50%	0%	0%
	36%	57%	5%	1%
Staff at this school do a good job helping parents understand when their child needs to learn social and emotional skills.	50%	50%	0%	0%
	28%	64%	8%	0%
At this school the staff get along well.	50%	0%	50%	0%
	34%	58%	6%	3%

At this school there is a feeling of trust among the staff.	50% 25%	0% 59%	0% 11%	50% 4%
At this school students get along well with the staff.	50% 32%	50% 64%	0% 3%	0% 1%
Administrators ask staff to be involved in making decisions.	50% 19%	0% 54%	50% 22%	0% 5%
Staff at this school have many informal opportunities to influence what happens within the school.	50% 18%	0% 58%	0% 19%	50% 5%
At this school, students are given the opportunity to take part in decision making.	33% 14%	33% 59%	0% 23%	33% 4%
This school provides students with opportunities to take a lead role in organizing programs and activities.	33% 28%	33% 53%	0% 18%	33% 1%
Students are encouraged to get involved in extra-curricular activities.	33% 36%	33% 59%	0% 4%	33% 1%
I feel like I belong.	100% 38%	0% 53%	0% 5%	0% 4%
I feel satisfied with the recognition I get for doing a good job.	50% 30%	0% 47%	50% 14%	0% 9%
I feel comfortable discussing feelings, worries, and frustrations with my supervisor.	50% 40%	0% 38%	0% 14%	50% 8%
This school inspires me to do the very best at my job.	50% 38%	0% 46%	50% 13%	0% 4%
People at this school care about me as a person.	50% 33%	0% 54%	50% 9%	0% 4%
I can manage almost any student behavior problem.	33% 29%	67% 58%	0% 12%	0% 1%
I feel safe at this school.	33% 47%	33% 48%	33% 5%	0% 0%
The following types of problems occur at this school often: Physical conflicts among students.	33% 3%	33% 15%	33% 55%	0% 27%

The following types of problems occur at this school often: robbery or theft.	50% 1%	0% 11%	50% 41%	0% 47%	
The following types of problems occur at this school often: vandalism.	50% 4%	0% 18%	50% 44%	0% 34%	
The following types of problems occur at this school often: student possession of weapons.	50% 1%	0% 4%	50% 35%	0% 60%	
The following types of problems occur at this school often: sexual assault or dating violence.	50% 1%	0% 5%	50% 35%	0% 58%	
The following types of problems occur at this school often: physical abuse of teachers.	50% 1%	0% 1%	50% 38%	0% 59%	
The following types of problems occur at this school often: student verbal abuse of teachers.	50% 4%	50% 13%	0% 51%	0% 32%	
I think that bullying is a frequent problem at this school.	50% 5%	50% 23%	0% 57%	0% 14%	
I think that cyberbullying is a frequent problem among students at this school.	50% 5%	0% 27%	50% 48%	0% 20%	
Staff at this school always stop bullying when they see it.	33% 29%	33% 59%	33% 10%	0% 1%	
Staff at this school are teased or picked on about their race or ethnicity.	33% 3%	33% 8%	33% 35%	0% 54%	
Staff at this school are teased or picked on about their cultural background or religion.	33% 1%	0% 6%	67% 37%	0% 55%	
Staff at this school are teased or picked on about their physical or mental disability.	33% 1%	0% 9%	67% 35%	0% 54%	
Staff at this school are teased or picked on about their sexuality.	33% 1%	0% 6%	67% 37%	0% 55%	
		Not a Problem	Small Problem	Somewhat a Problem	Large Problem
At this school, how much of a problem is student drug use?	67% 56%	0% 23%	33% 15%	0% 5%	

At this school, how much of a problem is student use of electronic cigarettes?	67% 54%	0% 23%	33% 18%	0% 5%
At this school, how much of a problem is student use of tobacco (e.g., cigarettes, chew, cigars)?	67% 66%	0% 19%	33% 14%	0% 1%
At this school, how much of a problem is student alcohol use?	67% 56%	0% 24%	33% 14%	0% 5%

	Strongly Agree	Agree	Disagree	Strongly Disagree
This school collaborates well with community organizations to help address youth substance use problems.	50% 17%	0% 60%	50% 20%	0% 3%
This school has adequate resources to address substance use prevention.	50% 21%	50% 57%	0% 21%	0% 1%
At this school, first-time violations of alcohol or other drug policies are punished by at least an out-of-school suspension.	50% 12%	50% 73%	0% 14%	0% 2%
This school has programs, resources, and/or policies to prevent substance abuse.	50% 17%	50% 62%	0% 20%	0% 2%
This school has programs that address substance use among students.	100% 13%	0% 63%	0% 23%	0% 2%
I know what to do if there is an emergency, natural disaster (tornado, flood) or a dangerous situation (e.g., violent person on campus) during the school day.	50% 39%	50% 55%	0% 4%	0% 3%
This school has a written plan that describes procedures to be performed in shootings.	50% 37%	0% 54%	0% 4%	50% 5%
This school has a written plan that clearly describes procedures to be performed in natural disasters (e.g., earthquakes or tornadoes).	50% 38%	0% 49%	0% 9%	50% 4%
This school or school district provides effective training in safety procedures to staff (e.g., lockdown training or fire drills).	33% 43%	33% 49%	33% 6%	0% 1%
My work is hindered by poor heating, cooling, and/or lighting systems at this school.	33% 14%	0% 16%	33% 44%	33% 26%
My work is hindered by insufficient workspace at this school.	25% 5%	50% 13%	0% 59%	25% 23%

My work is hindered by a lack of materials and basic supplies at this school.	50% 3%	50% 6%	0% 56%	0% 35%
My work is hindered by inadequate or outdated equipment or facilities at this school.	50% 1%	50% 11%	0% 60%	0% 28%
This school looks clean and pleasant.	50% 35%	50% 54%	0% 11%	0% 0%
This school is an inviting work environment.	33% 36%	33% 53%	33% 10%	0% 1%
Staff at this school feel responsible to help each other do their best.	33% 30%	33% 60%	33% 9%	0% 1%
Staff at this school feel responsible when students at this school fail.	100% 20%	0% 67%	0% 12%	0% 1%
The programs and resources at this school are adequate to support students with special needs or disabilities.	50% 34%	0% 52%	50% 10%	0% 4%
Staff at this school feel that it is a part of their job to prepare students to succeed in college.	50% 27%	50% 57%	0% 14%	0% 3%
Staff at this school expect students to do their best all the time.	50% 35%	50% 57%	0% 6%	0% 1%
This school provides the materials, resources, and training necessary for me to support students' physical health and nutrition.	50% 18%	50% 64%	0% 15%	0% 3%
This school places a priority on making healthy food choices.	33% 14%	33% 58%	33% 18%	0% 9%
This school places a priority on students' health needs.	50% 22%	50% 68%	0% 8%	0% 3%
This school places a priority on students' physical activity.	50% 23%	50% 69%	0% 5%	0% 3%
This school places a priority on addressing students' mental health needs.	50% 22%	0% 59%	50% 14%	0% 4%
This school places a priority on teaching students strategies to manage their stress levels.	33% 20%	33% 54%	33% 23%	0% 3%
This school provides the materials, resources, and training necessary for me to support students'	100%	0%	0%	0%

social or emotional needs.	18%	61%	18%	3%
This school provides quality counseling or other services to help students with social or emotional needs.	100% 26%	0% 57%	0% 13%	0% 4%
Staff at this school are clearly informed about school policies and procedures.	50% 25%	0% 65%	50% 5%	0% 5%
Staff at this school recognize students for positive behavior.	100% 41%	0% 54%	0% 5%	0% 0%
Staff at this school encourage students to think about how their actions affect others.	100% 35%	0% 59%	0% 5%	0% 0%
School rules are applied equally to all students.	100% 33%	0% 46%	0% 15%	0% 6%
Discipline is fair.	100% 31%	0% 51%	0% 17%	0% 1%
Staff at this school help students develop strategies to understand and control their feelings and actions.	50% 28%	50% 61%	0% 8%	0% 3%
This school effectively handles student discipline and behavior problems.	50% 23%	0% 56%	50% 17%	0% 4%
Staff at this school work together to ensure an orderly environment.	50% 29%	0% 59%	50% 9%	0% 3%