

Bethlehem Central School District

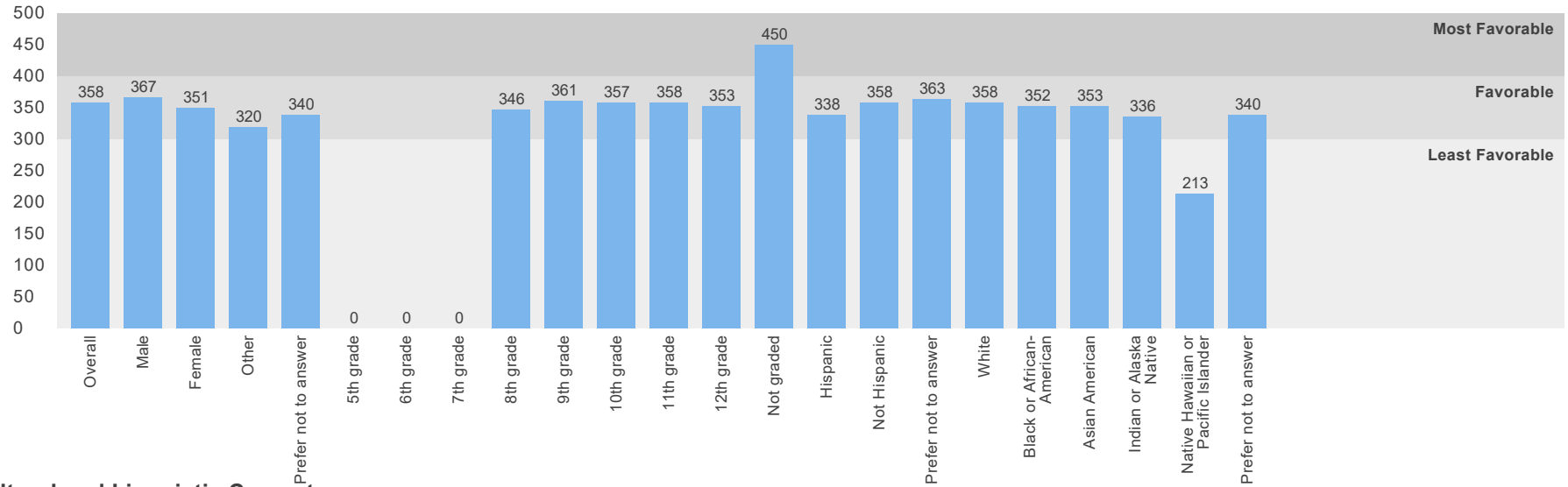
BCSD Students
1/9/2023 - 1/20/2023

BETHLEHEM CENTRAL HS; BETHLEHEM CENTRAL MS; Central Office; District Wide; EAGLE ES;
ELSMERE ES; GLENMONT ES; HAMAGRAEL ES; O & M ; SLINGERLANDS ES; Transportation

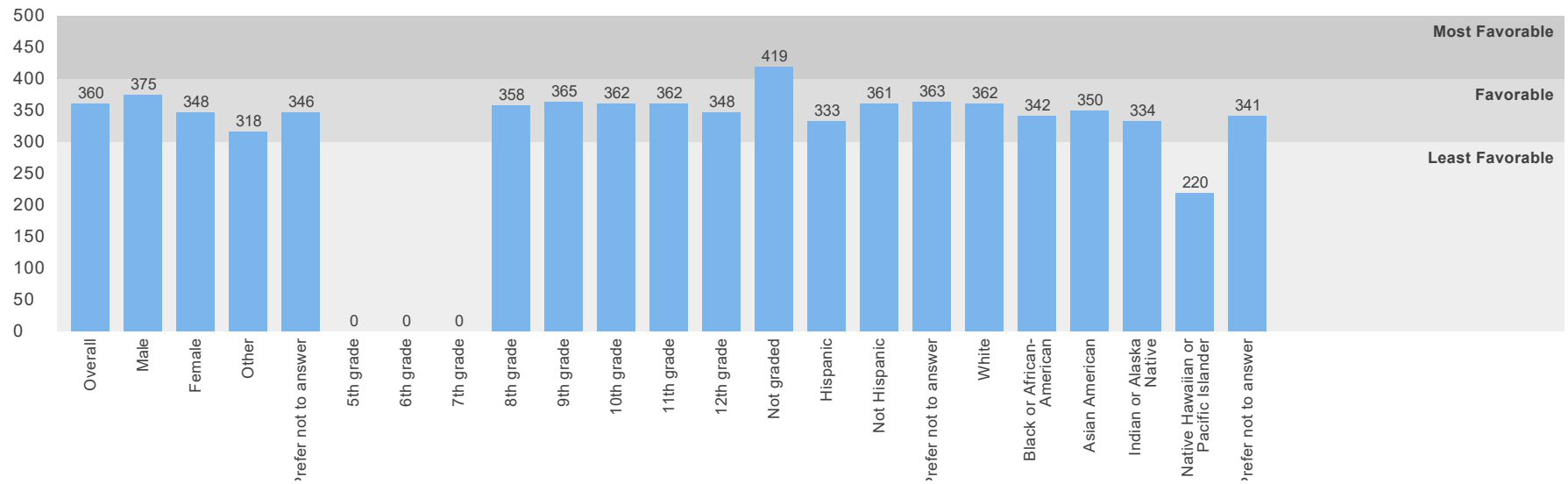


BETHLEHEM CENTRAL HS Scale Scores by Demographic

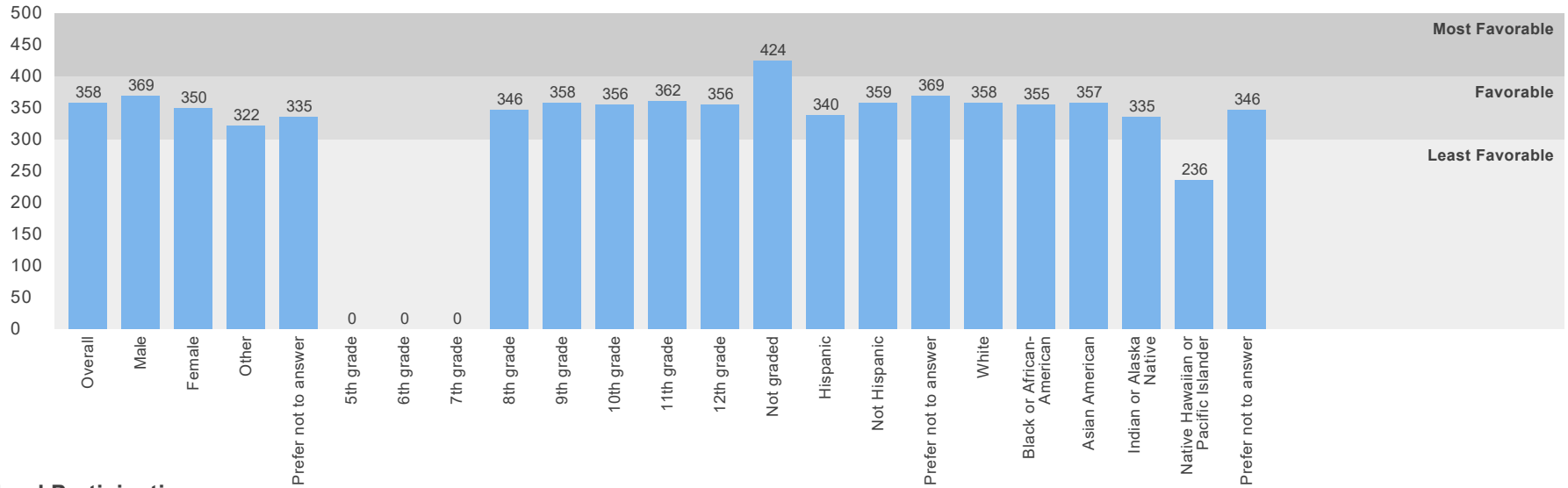
Engagement



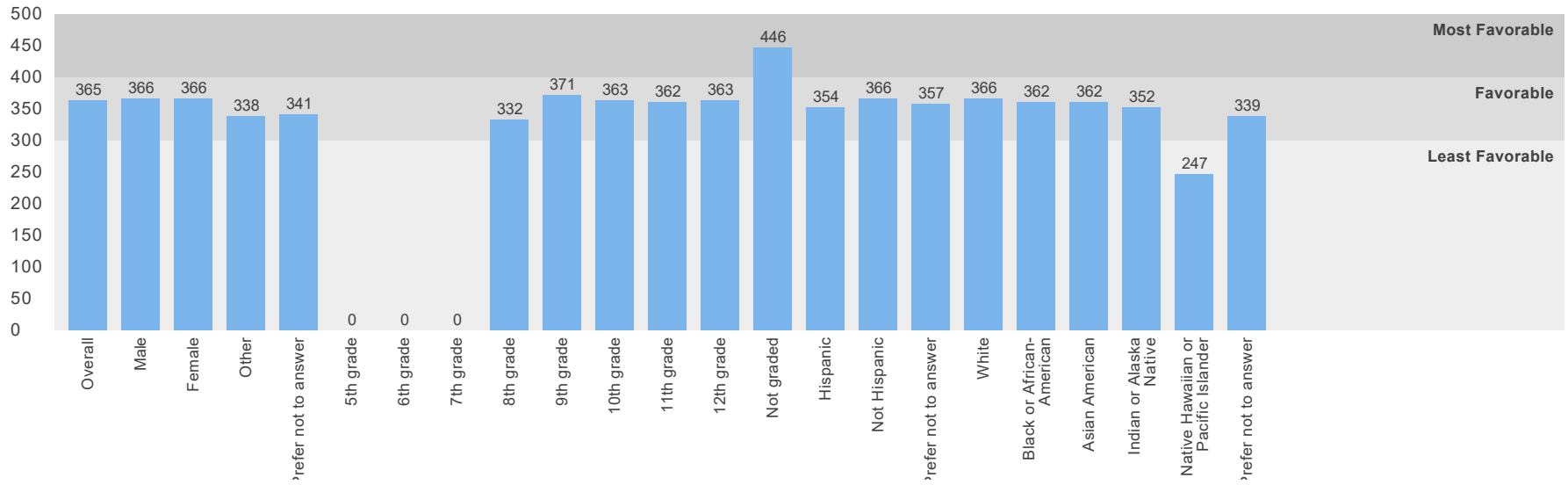
Cultural and Linguistic Competence



Relationships



School Participation

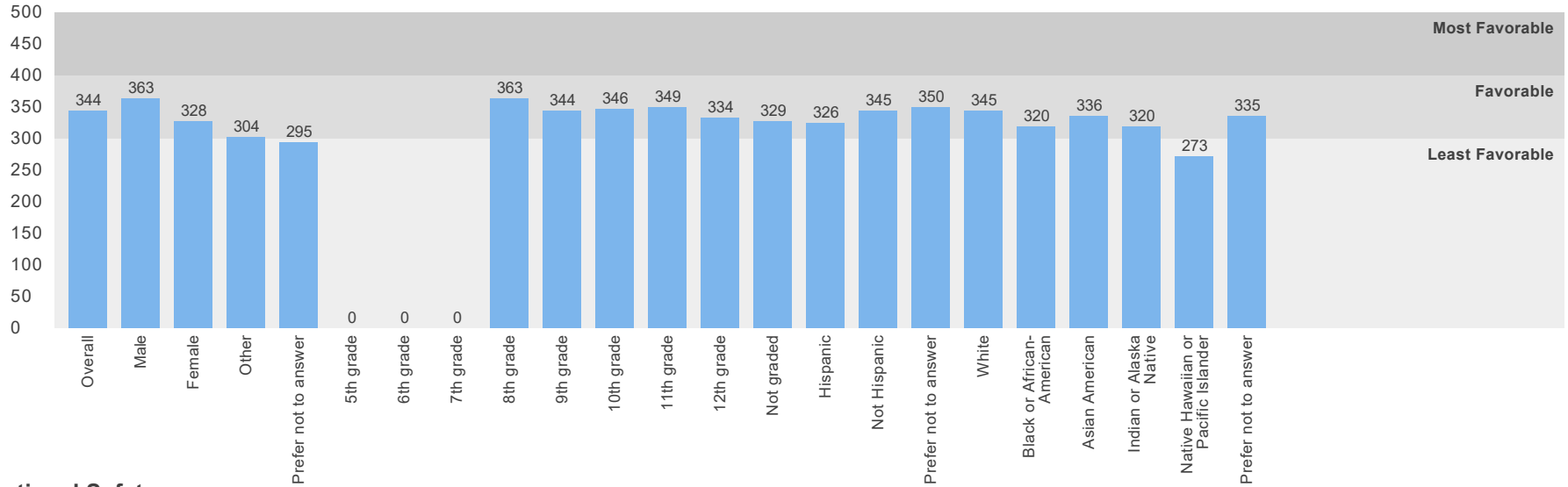


Safety

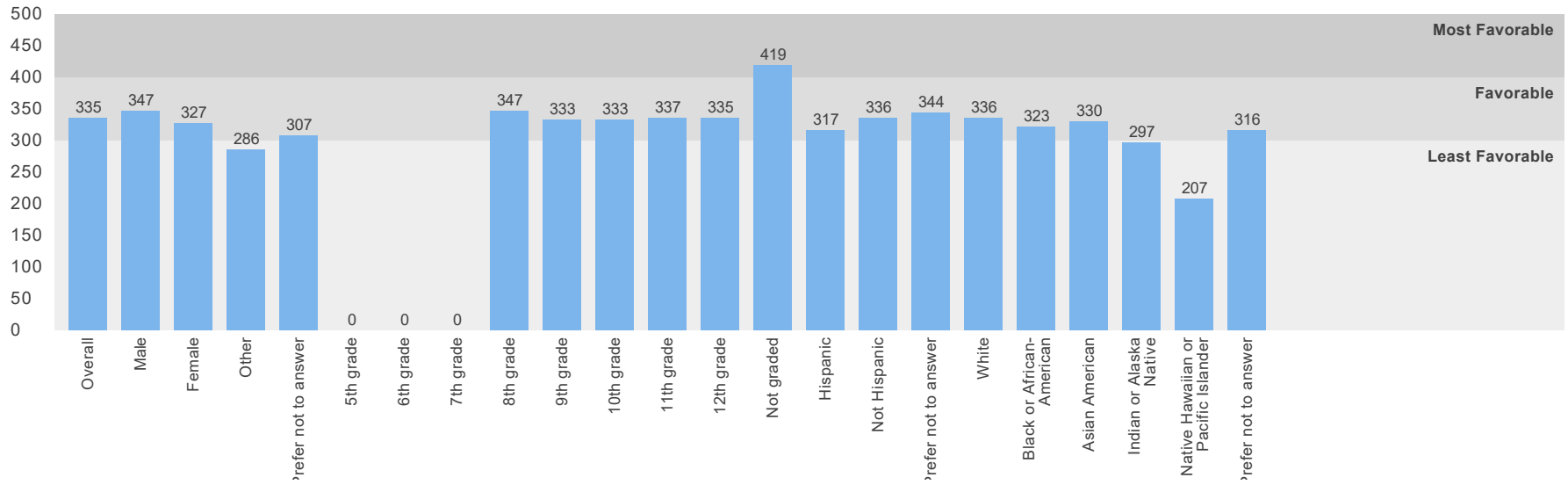
F

F

F



Emotional Safety

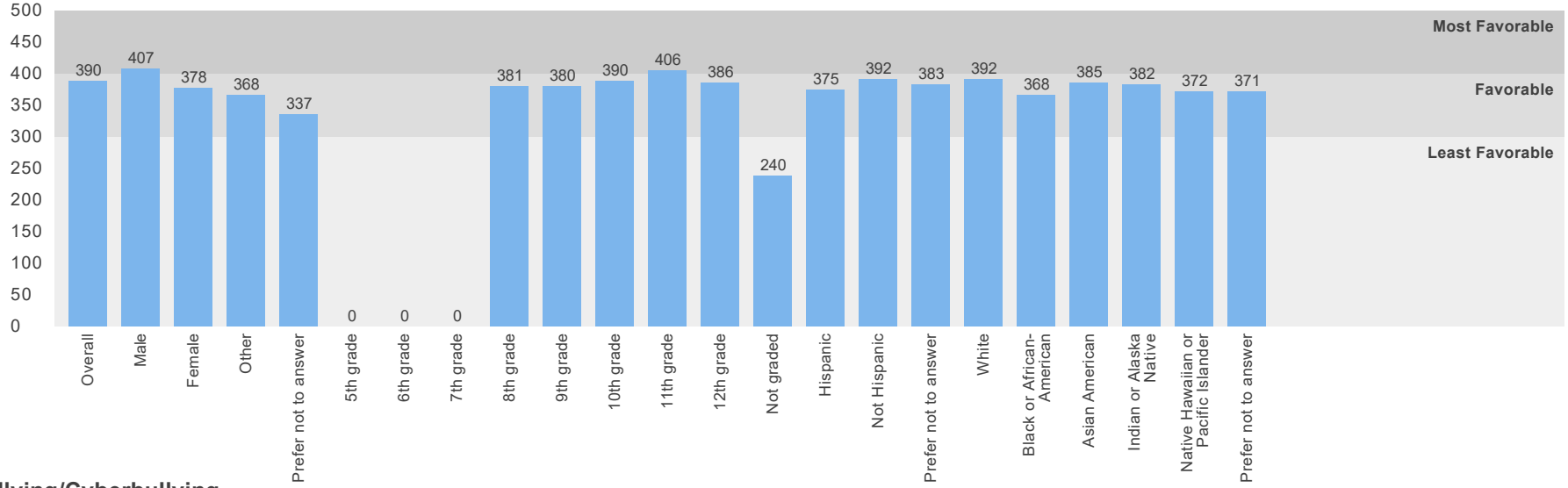


Physical Safety

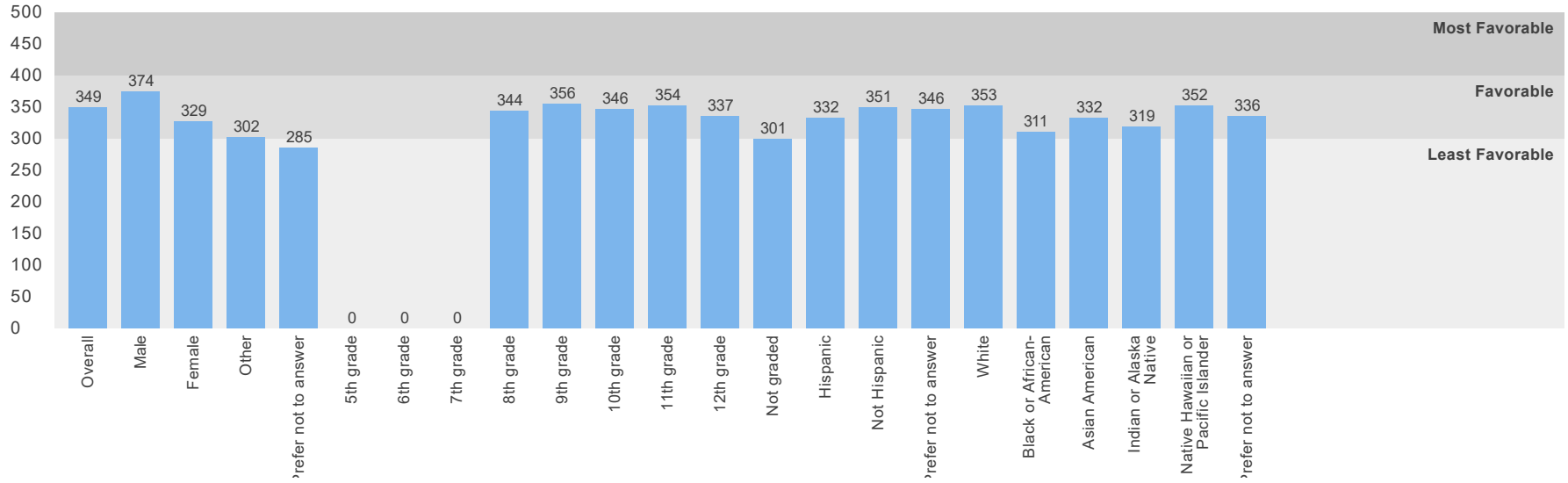
F

F

F



Bullying/Cyberbullying

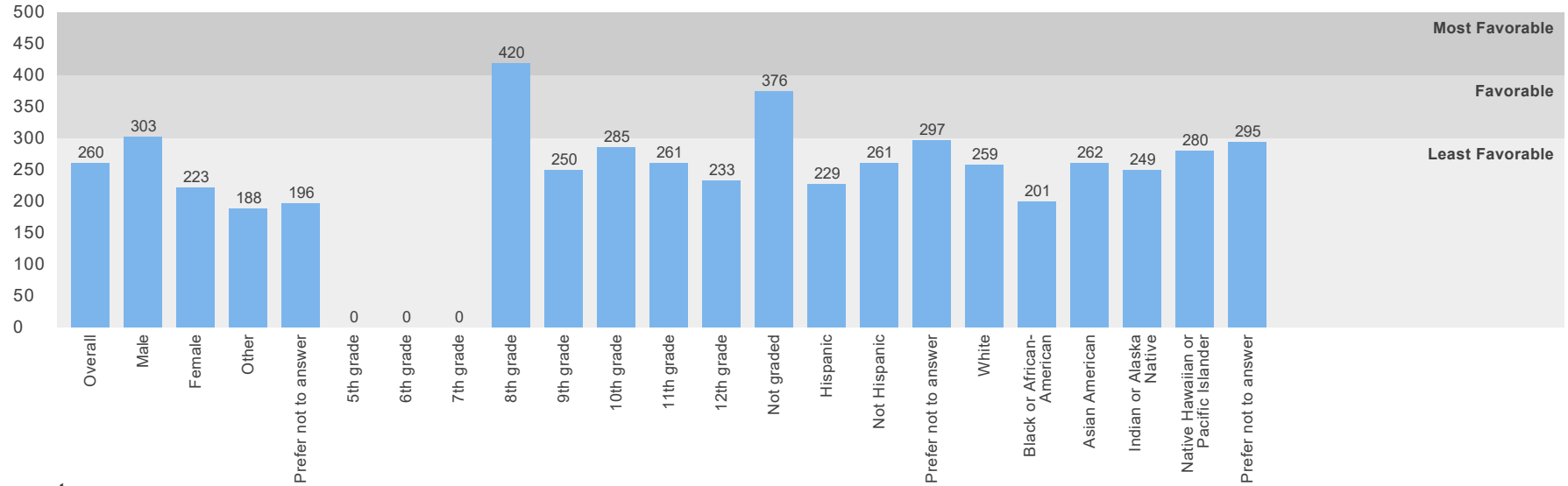


Substance Abuse

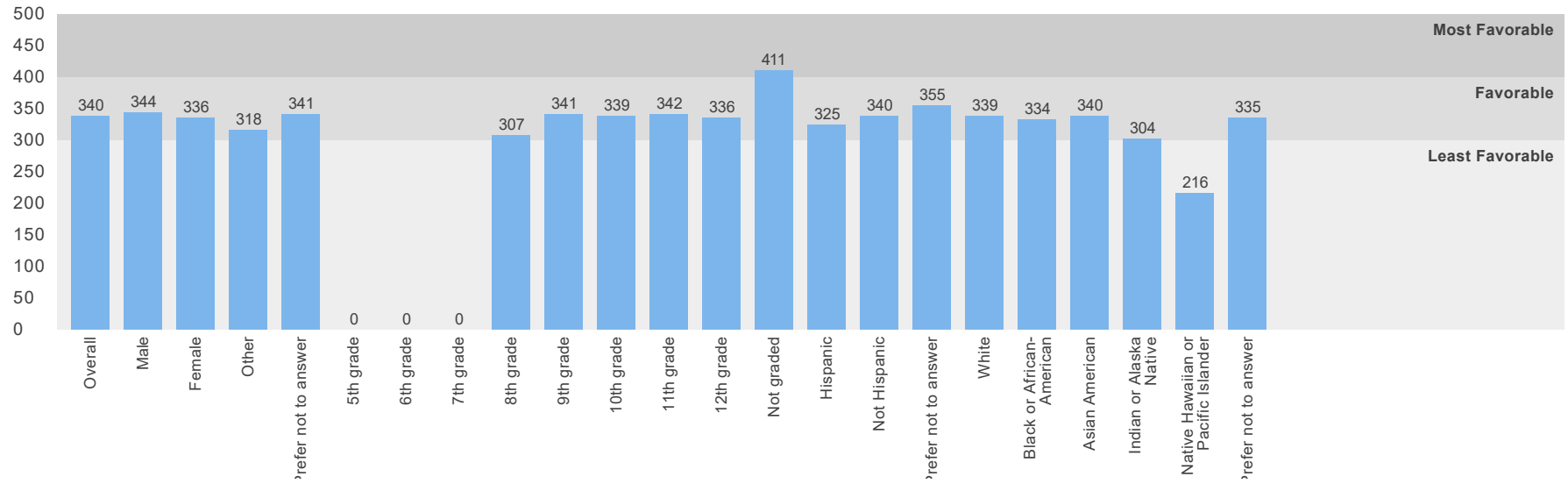
F

F

F



Environment

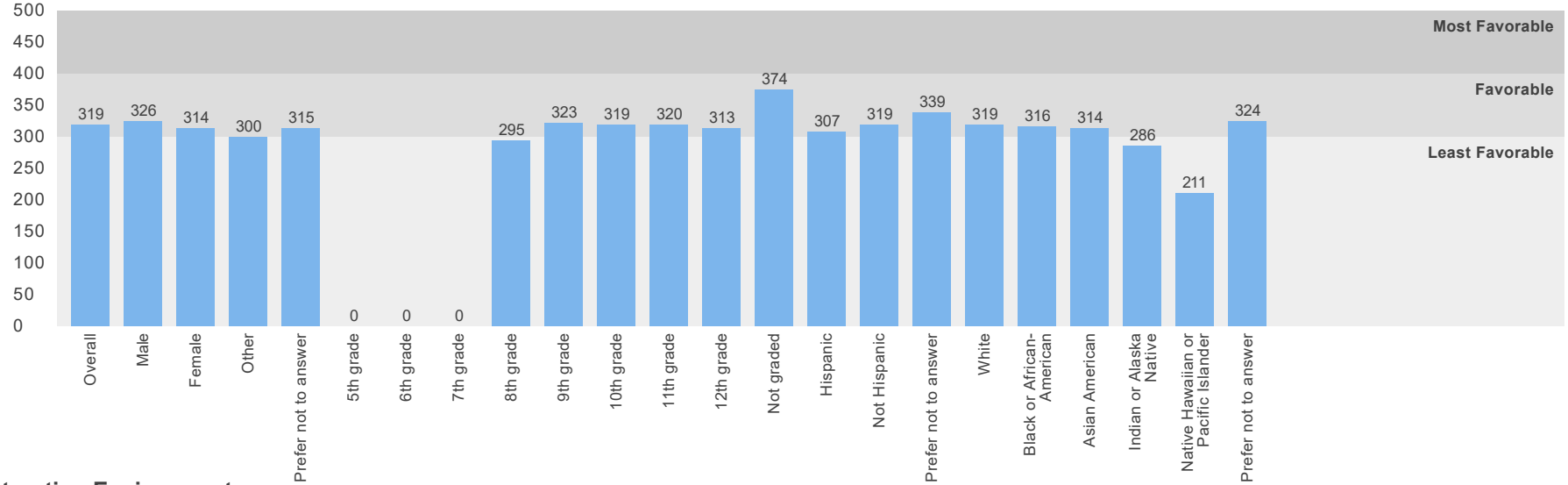


Physical Environment

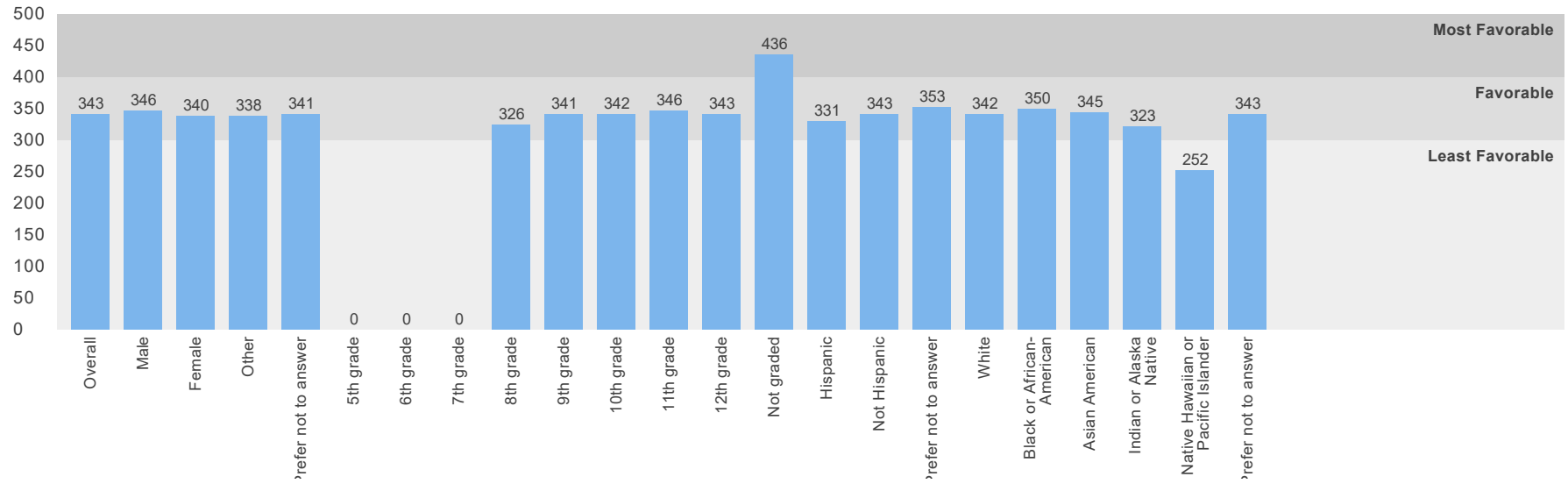
F

F

F



Instruction Environment

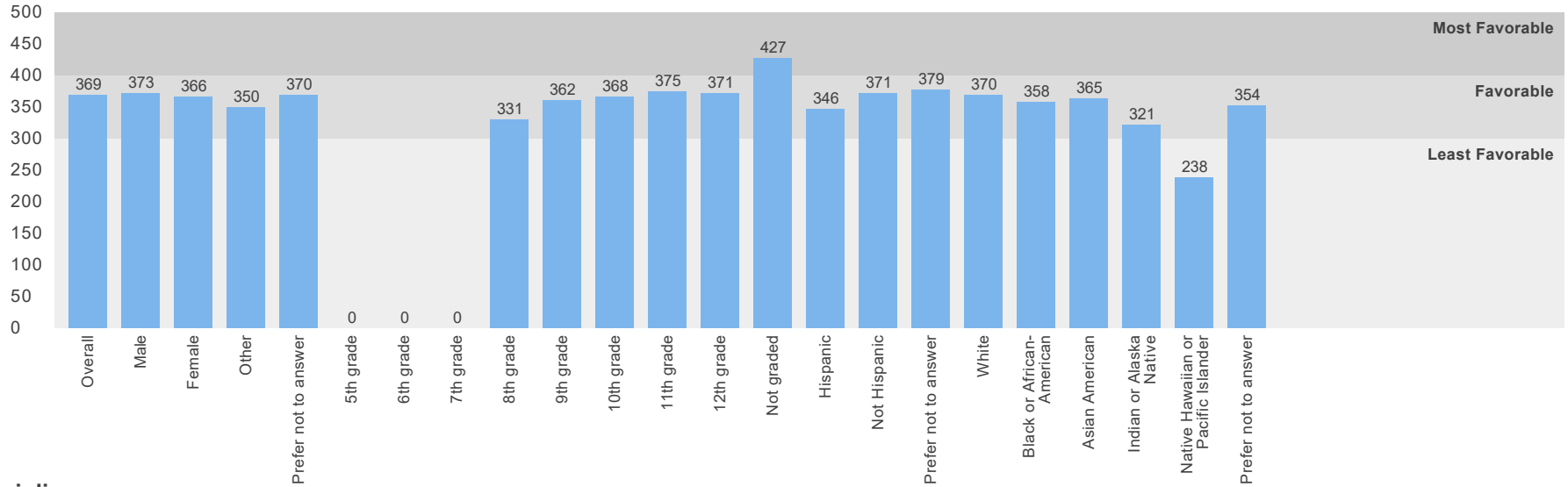


Mental Health

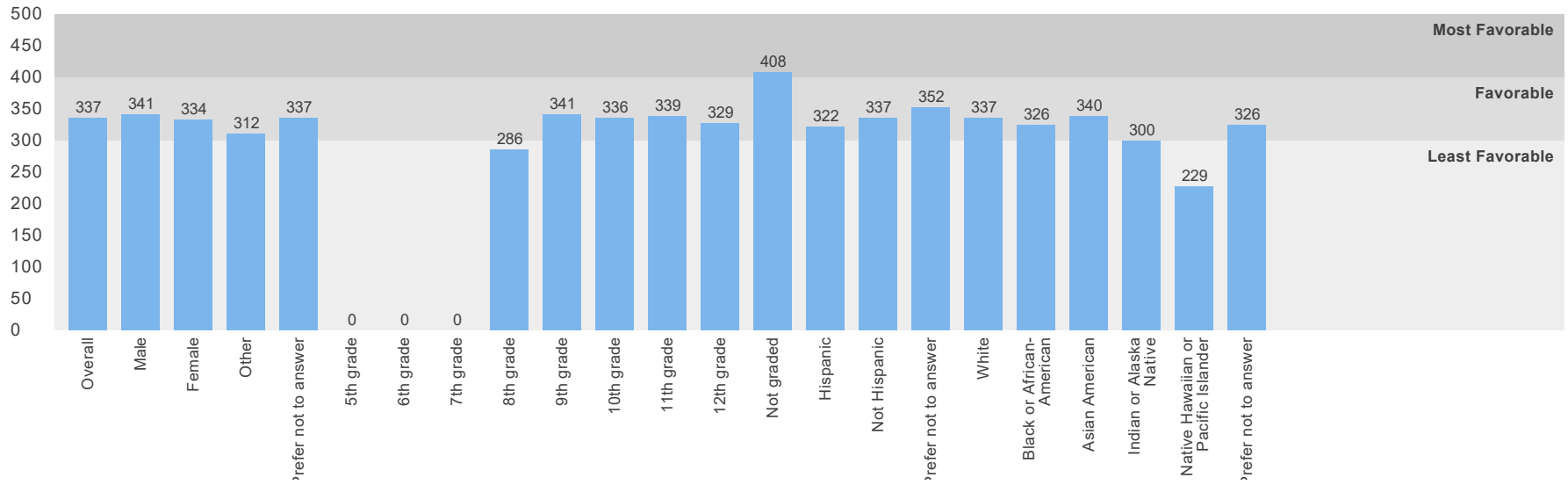
F

F

F



Discipline



Number of Submissions: 1180

The top percentage is for this school, the bottom is for the district

	Male	Female	Other	Prefer not to answer
Are you male or female?	48%	47%	2%	2%
	49%	46%	2%	3%

	5th grade	6th grade	7th grade	8th grade	9th grade	10th grade	11th grade	12th grade	Not graded
What grade are you currently in at this school?	0%	0%	0%	0%	26%	27%	25%	23%	0%
	12%	12%	11%	13%	13%	14%	13%	12%	0%

	Hispanic	Not Hispanic	Prefer not to answer
Are you of Hispanic or Latino origin?	6%	89%	5%
	6%	84%	11%

	White	Black or African-American	Asian American	Indian or Alaska Native	Native Hawaiian or Pacific Islander	Prefer not to answer
What is your race?	83%	6%	11%	1%	1%	5%
	81%	5%	9%	2%	1%	7%

	Strongly Agree	Agree	Disagree	Strongly Disagree
All students are treated the same, regardless of whether their parents are rich or poor.	21%	54%	20%	5%
	31%	50%	16%	3%
Boys and girls are treated equally well.	17%	48%	28%	7%
	23%	47%	25%	6%
This school provides instructional materials (e.g., textbooks, handouts) that reflect my cultural background, ethnicity, and identity.	22%	57%	16%	5%
	25%	57%	15%	4%

Adults working at this school treat all students respectfully.	16% 24%	52% 50%	25% 20%	7% 6%
People of different cultural backgrounds, races, or ethnicities get along well at this school.	29% 39%	60% 53%	9% 6%	2% 1%
Teachers understand my problems.	12% 15%	48% 50%	31% 26%	9% 8%
Teachers are available when I need to talk with them.	22% 25%	66% 63%	11% 10%	2% 1%
It is easy to talk with teachers at this school.	18% 21%	56% 55%	23% 20%	4% 4%
My teachers help me feel good about myself.	12% 20%	54% 53%	28% 22%	6% 4%
I feel respected by other students.	17% 20%	59% 59%	19% 17%	5% 4%
If I am absent, there is a teacher or some other adult at school that will notice my absence.	30% 39%	60% 53%	8% 6%	2% 1%
I regularly attend school-sponsored events, such as school dances, sporting events, student performances, or other school activities.	27% 26%	47% 48%	19% 19%	8% 6%
I regularly participate in extra-curricular activities offered through this school, such as, school clubs or organizations, musical groups, sports teams, student government, or any other extra-curricular activities.	32% 31%	43% 45%	18% 18%	7% 6%
At this school, students have lots of chances to help decide things like class activities and rules.	10% 13%	41% 43%	35% 33%	14% 11%
I have lots of chances to be part of class discussions or activities.	23% 28%	65% 61%	10% 9%	1% 1%
I feel like I belong.	18% 26%	56% 53%	18% 15%	7% 6%
At this school, students talk about the importance of understanding their own feelings and the feelings of others.	10% 13%	40% 42%	38% 33%	13% 11%
I am happy to be at this school.	16% 25%	53% 50%	20% 16%	10% 8%

I feel like I am part of this school.	17% 25%	58% 55%	19% 15%	6% 5%
I feel socially accepted.	18% 25%	60% 56%	17% 14%	5% 5%
I feel safe at this school.	22% 32%	63% 57%	10% 9%	4% 3%
I sometimes stay home because I don't feel safe at this school.	2% 2%	8% 7%	44% 39%	47% 52%
Students at this school threaten to hurt other students.	6% 5%	27% 23%	48% 46%	19% 26%
Students at this school steal money, electronics, or other valuable things while at school.	4% 3%	19% 15%	54% 48%	22% 34%
Students at this school damage or destroy other students' property.	5% 4%	25% 21%	53% 48%	17% 27%
Students at this school fight a lot.	5% 4%	23% 19%	56% 53%	17% 23%
Students at this school are teased or picked on about their race or ethnicity.	6% 4%	19% 14%	52% 46%	23% 35%
Students at this school are teased or picked on about their cultural background or religion.	6% 4%	19% 14%	53% 47%	22% 35%
Students at this school are teased or picked on about their physical or mental disability.	10% 7%	27% 21%	46% 42%	18% 30%
Students at this school are teased or picked on about their real or perceived sexual orientation.	13% 9%	33% 25%	39% 38%	15% 28%
Students at this school are often bullied.	7% 6%	24% 20%	57% 53%	12% 21%
Students at this school try to stop bullying.	6% 12%	44% 47%	40% 33%	10% 9%
I know students who often spread mean rumors or lies about others at this school on the internet (i.e., Facebook™, email, and instant message).	10% 10%	29% 25%	45% 42%	17% 23%

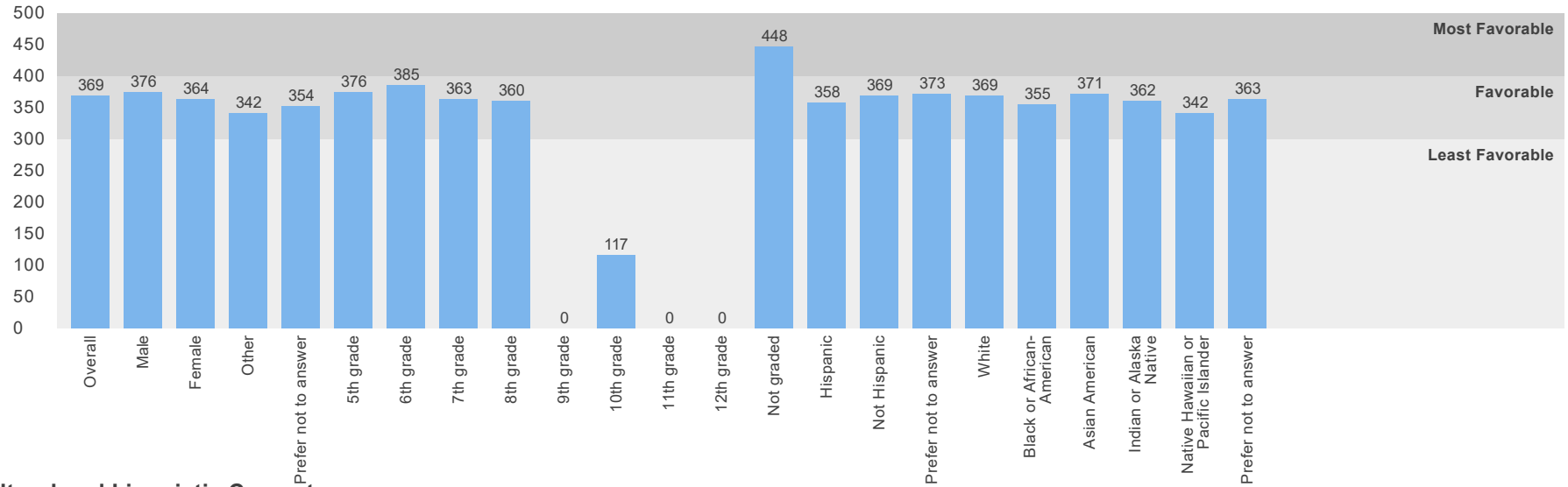
I know students who use/try alcohol or drugs while at school or school-sponsored events.	16% 9%	30% 18%	35% 32%	18% 41%
I know students at this school who think it is okay to smoke cigarettes or vape.	27% 15%	38% 24%	23% 25%	12% 35%
I know students at this school who think it is okay to get drunk.	27% 15%	34% 22%	26% 27%	13% 36%
I know students at this school who think it is okay to try drugs.	25% 14%	35% 22%	26% 27%	14% 37%
I know what to do if there is an emergency, natural disaster (tornado, flood) or a dangerous situation (e.g. violent person on campus) during the school day.	21% 28%	56% 53%	18% 14%	6% 5%
If I hear about a threat to school or student safety, I would report it to someone in authority.	30% 36%	54% 50%	13% 11%	3% 3%
The bathrooms in this school are clean.	5% 7%	36% 39%	34% 32%	25% 22%
The temperature in this school is comfortable all year round.	7% 11%	34% 40%	32% 30%	27% 19%
The school grounds are kept clean.	11% 14%	70% 67%	15% 16%	5% 4%
I think that students are proud of how this school looks on the outside.	10% 15%	62% 61%	21% 19%	7% 6%
Broken things at this school get fixed quickly.	9% 13%	43% 49%	35% 29%	13% 9%
My teachers praise me when I work hard in school.	9% 15%	45% 49%	37% 29%	9% 7%
My teachers give me individual attention when I need it.	13% 18%	66% 63%	17% 16%	4% 4%
My teachers often connect what I am learning to life outside the classroom.	9% 12%	45% 47%	36% 33%	10% 8%
The things I'm learning in school are important to me.	11% 17%	49% 51%	29% 24%	11% 8%

My teachers expect me to do my best all the time.	28% 35%	64% 57%	7% 7%	1% 1%
My teachers really care about me.	11% 21%	59% 56%	24% 18%	6% 5%
I can talk to my teachers about problems I am having in class.	15% 22%	64% 60%	19% 15%	3% 3%
I stop and think before doing anything when I get angry.	19% 21%	61% 60%	15% 16%	4% 4%
I try to work out my disagreements with other students by talking to them.	16% 19%	67% 63%	14% 15%	3% 3%
My teachers make it clear to me when I have misbehaved in class.	16% 23%	71% 65%	10% 10%	3% 2%
Adults working at this school reward students for positive behavior.	8% 14%	46% 48%	37% 30%	9% 7%
Adults working at this school help students develop strategies to understand and control their feelings and actions.	9% 19%	51% 52%	32% 24%	8% 6%
School rules are applied equally to all students.	13% 24%	45% 44%	28% 22%	14% 11%
Discipline is fair.	11% 17%	57% 55%	22% 20%	10% 8%

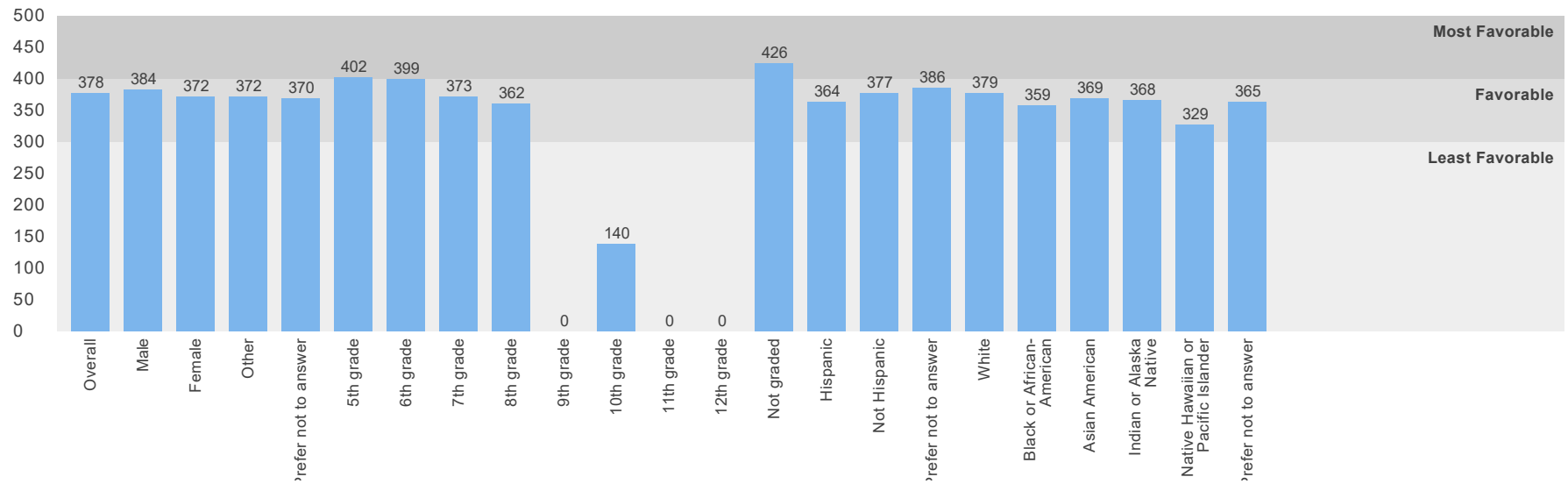
BETHLEHEM CENTRAL MS

Scale Scores by Demographic

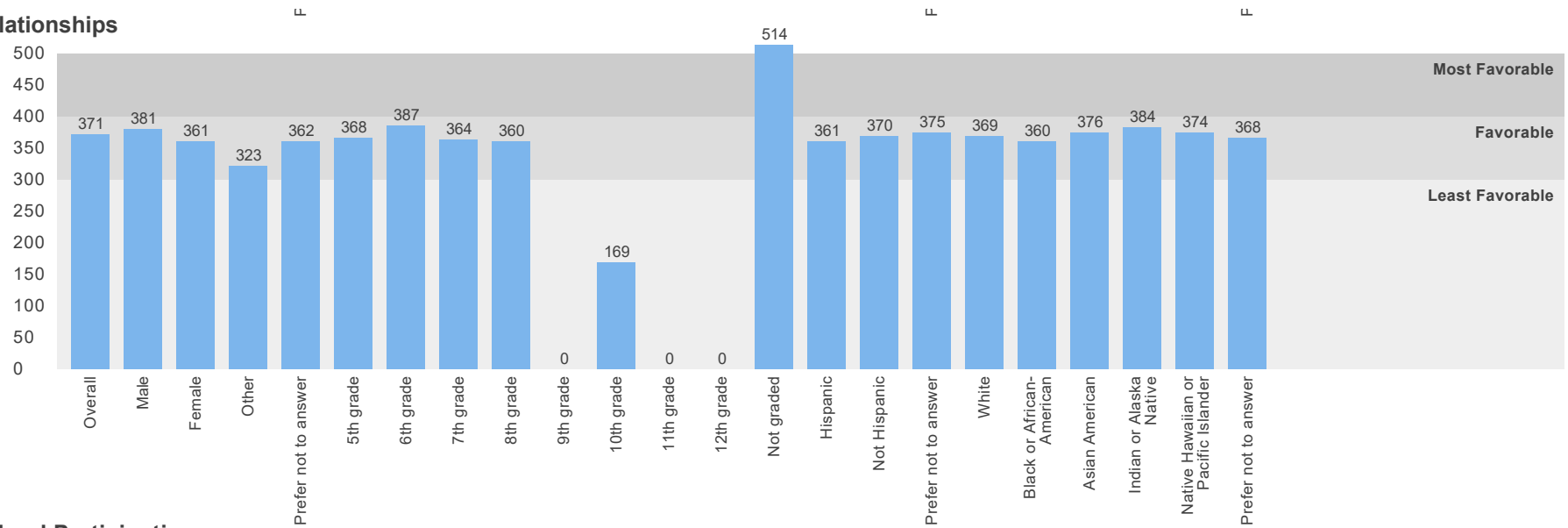
Engagement



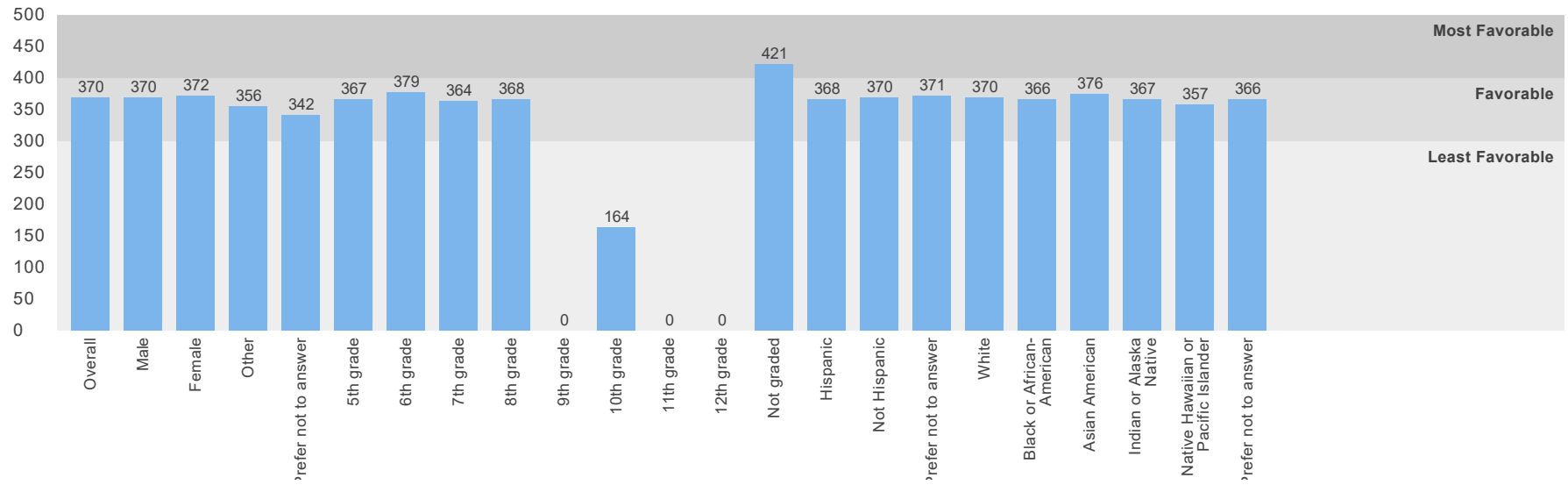
Cultural and Linguistic Competence



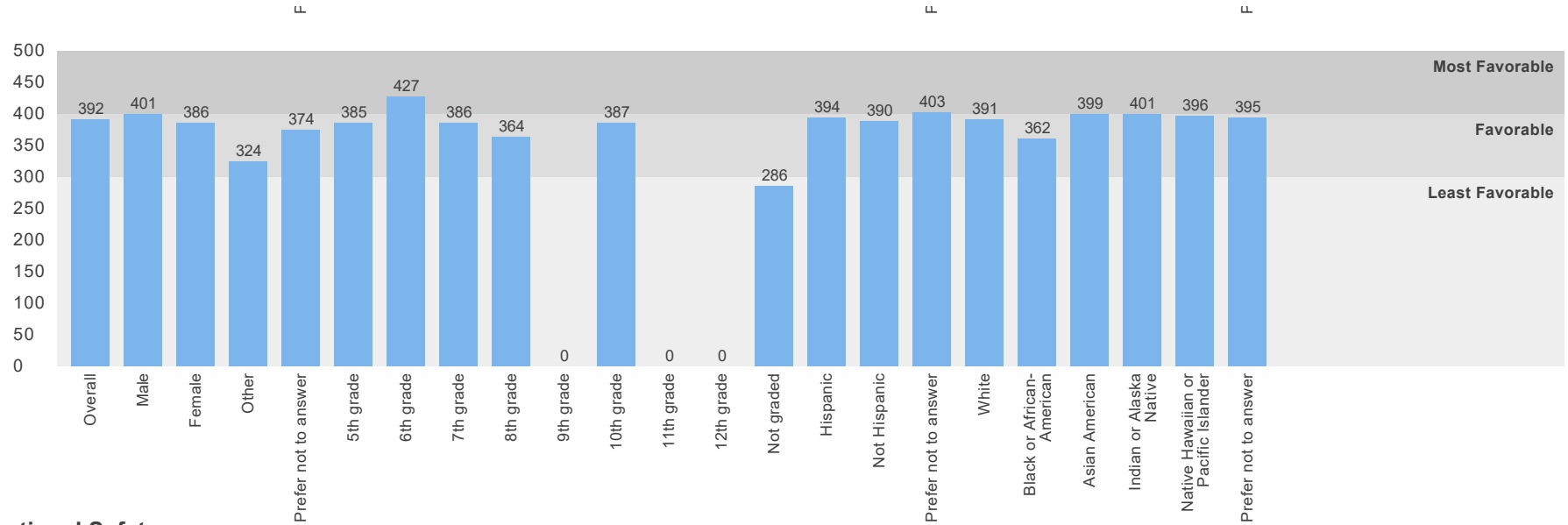
Relationships



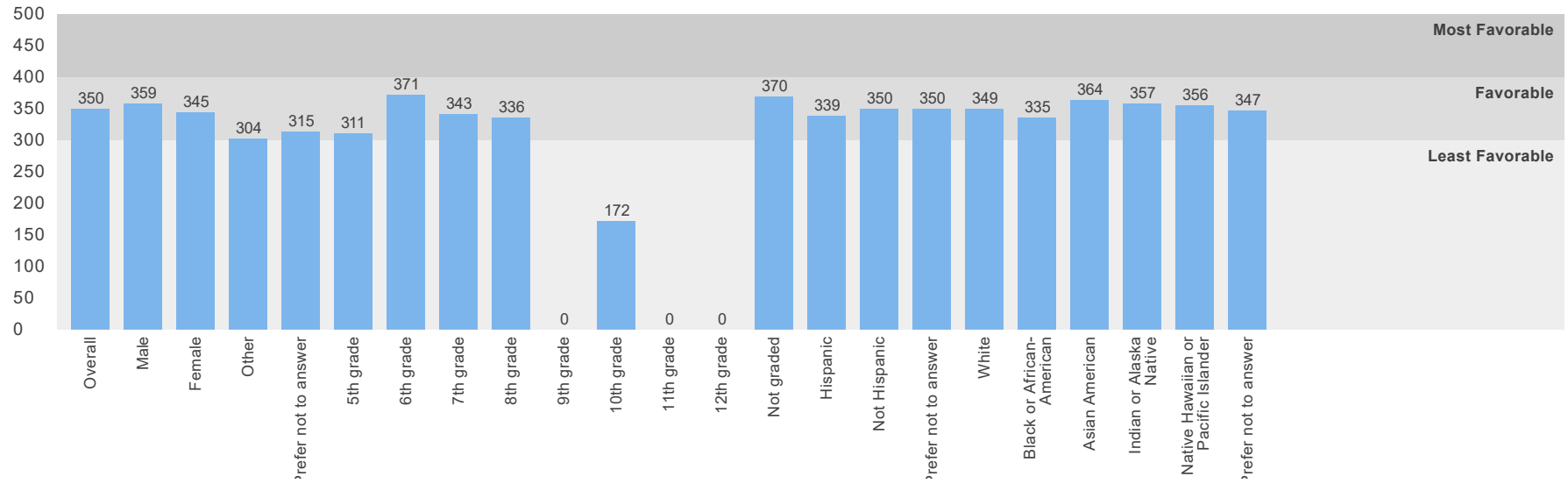
School Participation



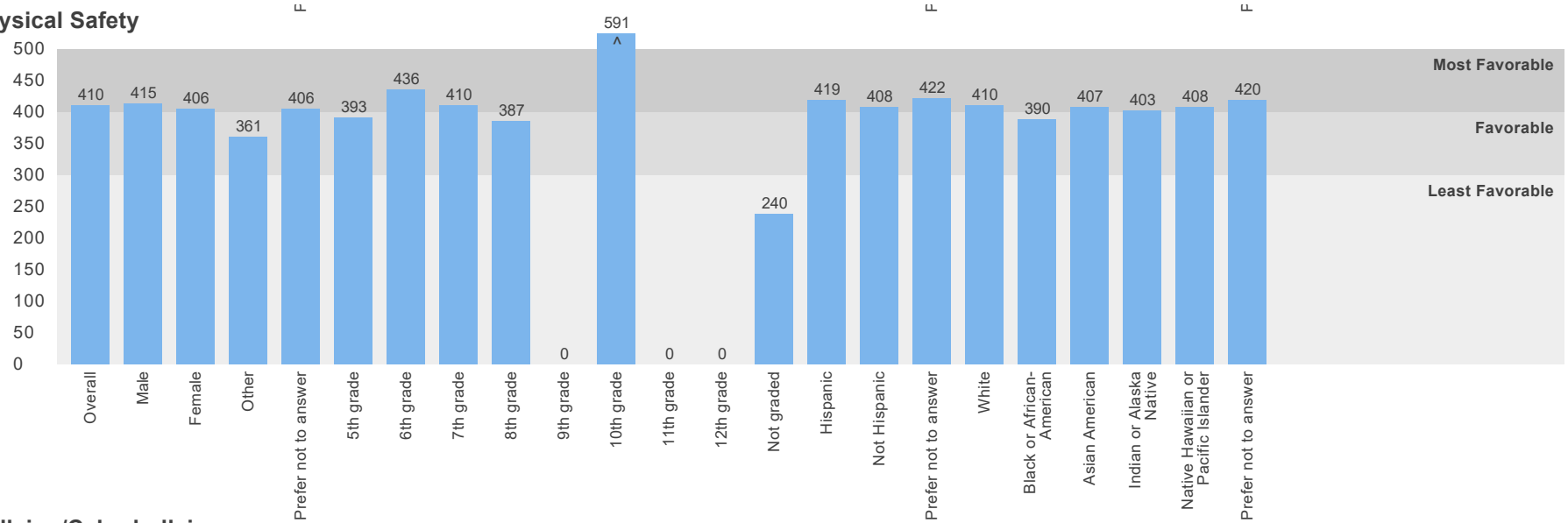
Safety



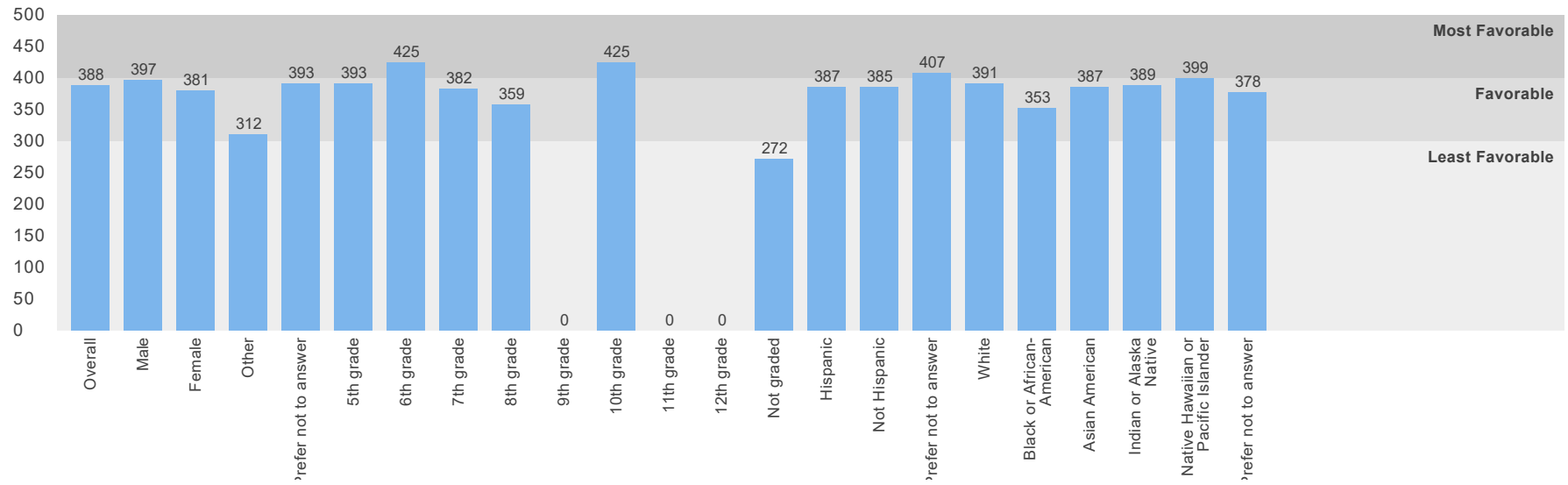
Emotional Safety



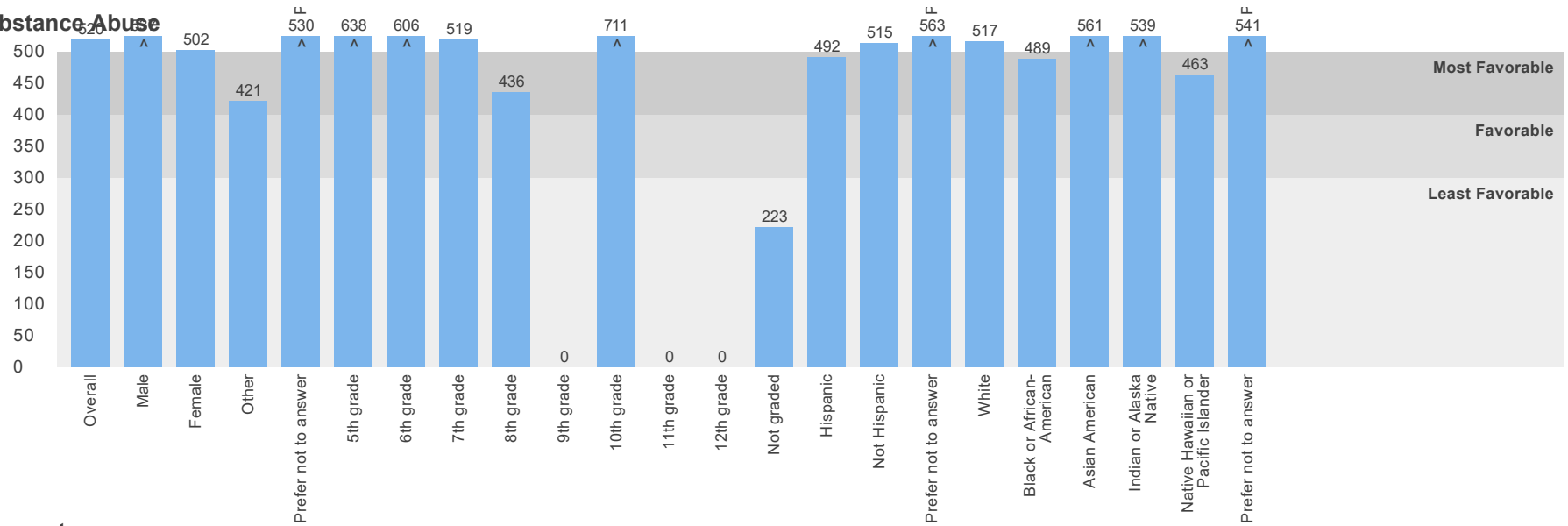
Physical Safety



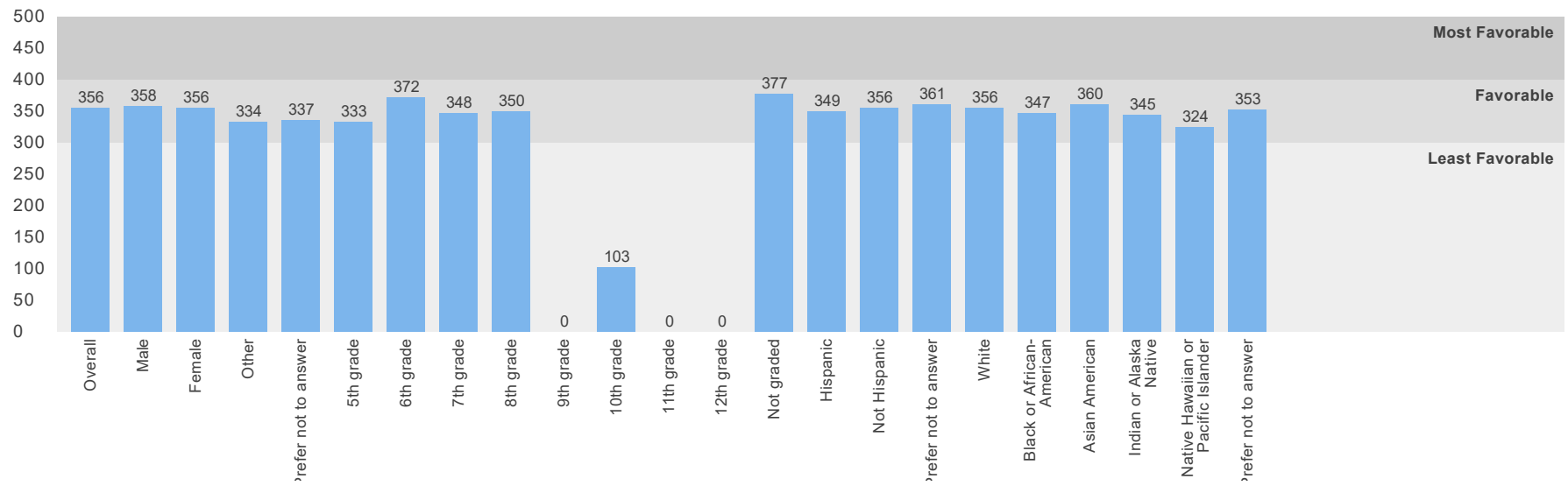
Bullying/Cyberbullying



Substance Abuse



Environment

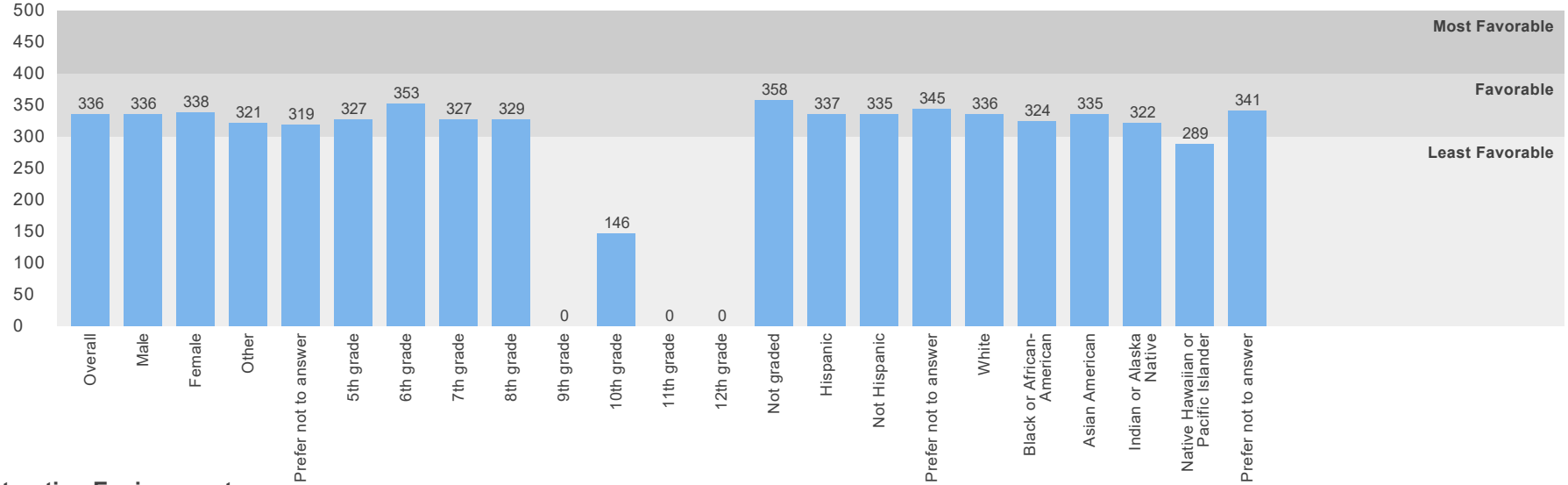


Physical Environment

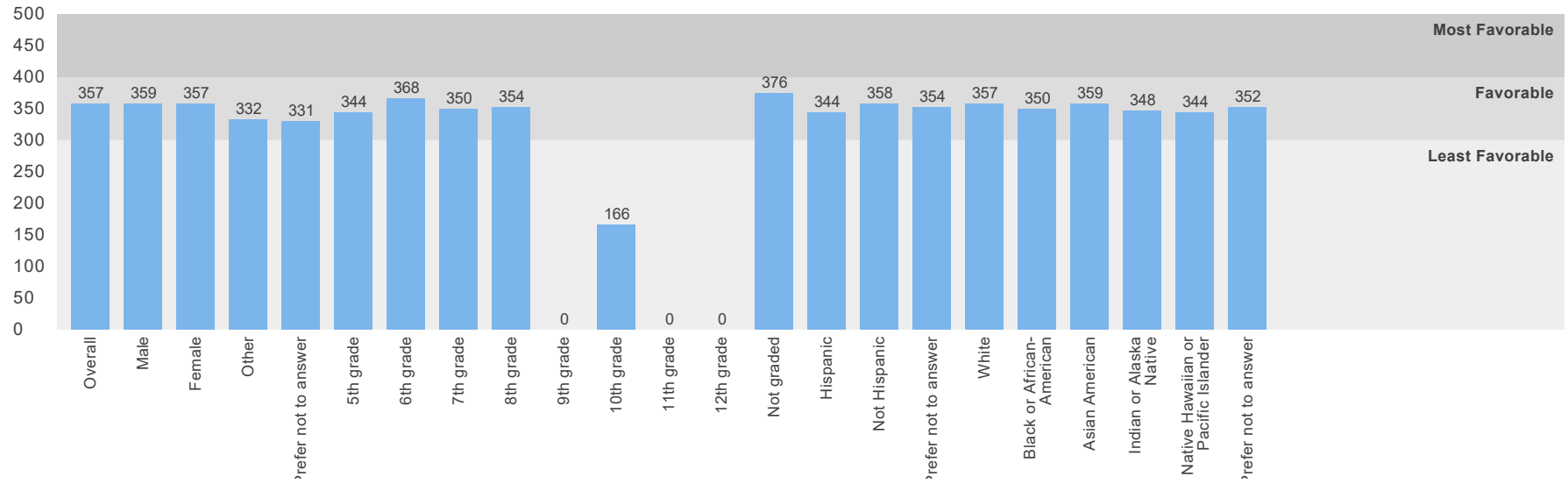
F

F

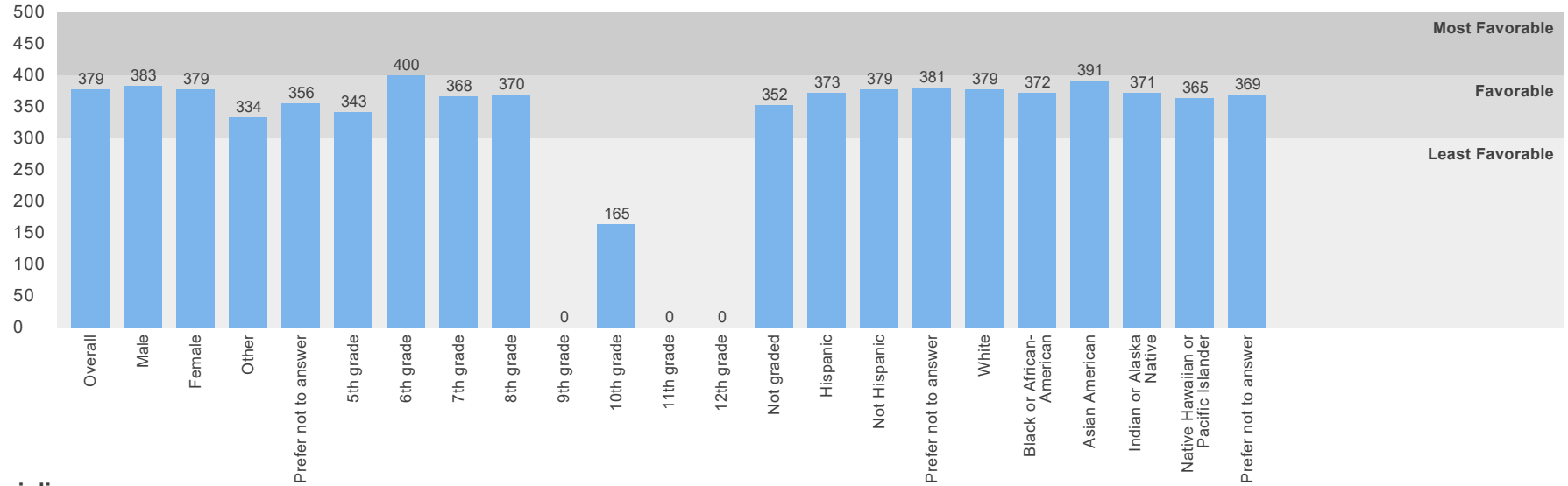
F



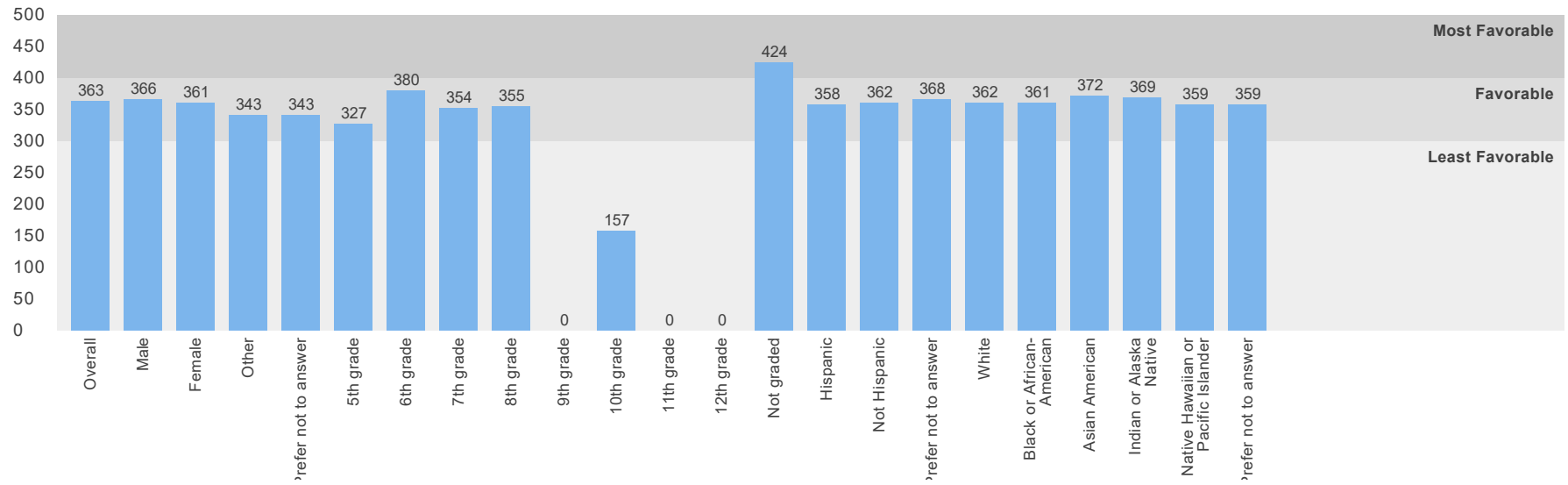
Instruction Environment



Mental Health



Discipline



Number of Submissions: 803

The top percentage is for this school, the bottom is for the district

	Male	Female	Other	Prefer not to answer
Are you male or female?	51%	45%	2%	3%
	49%	46%	2%	3%

	5th grade	6th grade	7th grade	8th grade	9th grade	10th grade	11th grade	12th grade	Not graded
What grade are you currently in at this school?	0%	34%	30%	35%	0%	0%	0%	0%	0%
	12%	12%	11%	13%	13%	14%	13%	12%	0%

	Hispanic	Not Hispanic	Prefer not to answer
Are you of Hispanic or Latino origin?	6%	81%	13%
	6%	84%	11%

	White	Black or African-American	Asian American	Indian or Alaska Native	Native Hawaiian or Pacific Islander	Prefer not to answer
What is your race?	82%	5%	8%	2%	1%	8%
	81%	5%	9%	2%	1%	7%

	Strongly Agree	Agree	Disagree	Strongly Disagree
All students are treated the same, regardless of whether their parents are rich or poor.	34%	51%	13%	2%
	31%	50%	16%	3%
Boys and girls are treated equally well.	25%	45%	24%	6%
	23%	47%	25%	6%
This school provides instructional materials (e.g., textbooks, handouts) that reflect my cultural background, ethnicity, and identity.	23%	59%	15%	3%
	25%	57%	15%	4%

Adults working at this school treat all students respectfully.	26% 24%	52% 50%	17% 20%	5% 6%
People of different cultural backgrounds, races, or ethnicities get along well at this school.	45% 39%	50% 53%	4% 6%	1% 1%
Teachers understand my problems.	15% 15%	52% 50%	24% 26%	9% 8%
Teachers are available when I need to talk with them.	25% 25%	64% 63%	9% 10%	1% 1%
It is easy to talk with teachers at this school.	20% 21%	55% 55%	20% 20%	4% 4%
My teachers help me feel good about myself.	23% 20%	55% 53%	18% 22%	4% 4%
I feel respected by other students.	21% 20%	61% 59%	14% 17%	4% 4%
If I am absent, there is a teacher or some other adult at school that will notice my absence.	42% 39%	53% 53%	4% 6%	1% 1%
I regularly attend school-sponsored events, such as school dances, sporting events, student performances, or other school activities.	24% 26%	49% 48%	21% 19%	6% 6%
I regularly participate in extra-curricular activities offered through this school, such as, school clubs or organizations, musical groups, sports teams, student government, or any other extra-curricular activities.	31% 31%	46% 45%	18% 18%	5% 6%
At this school, students have lots of chances to help decide things like class activities and rules.	15% 13%	42% 43%	32% 33%	10% 11%
I have lots of chances to be part of class discussions or activities.	29% 28%	62% 61%	8% 9%	1% 1%
I feel like I belong.	28% 26%	54% 53%	13% 15%	5% 6%
At this school, students talk about the importance of understanding their own feelings and the feelings of others.	13% 13%	42% 42%	34% 33%	11% 11%
I am happy to be at this school.	27% 25%	53% 50%	14% 16%	7% 8%

I feel like I am part of this school.	26% 25%	57% 55%	13% 15%	5% 5%
I feel socially accepted.	26% 25%	57% 56%	12% 14%	4% 5%
I feel safe at this school.	34% 32%	56% 57%	8% 9%	2% 3%
I sometimes stay home because I don't feel safe at this school.	3% 2%	6% 7%	40% 39%	51% 52%
Students at this school threaten to hurt other students.	5% 5%	22% 23%	49% 46%	25% 26%
Students at this school steal money, electronics, or other valuable things while at school.	2% 3%	13% 15%	50% 48%	35% 34%
Students at this school damage or destroy other students' property.	4% 4%	21% 21%	47% 48%	28% 27%
Students at this school fight a lot.	3% 4%	18% 19%	54% 53%	24% 23%
Students at this school are teased or picked on about their race or ethnicity.	3% 4%	10% 14%	47% 46%	40% 35%
Students at this school are teased or picked on about their cultural background or religion.	2% 4%	10% 14%	48% 47%	39% 35%
Students at this school are teased or picked on about their physical or mental disability.	5% 7%	17% 21%	43% 42%	35% 30%
Students at this school are teased or picked on about their real or perceived sexual orientation.	7% 9%	18% 25%	42% 38%	34% 28%
Students at this school are often bullied.	5% 6%	18% 20%	54% 53%	23% 21%
Students at this school try to stop bullying.	12% 12%	49% 47%	29% 33%	9% 9%
I know students who often spread mean rumors or lies about others at this school on the internet (i.e., Facebook™, email, and instant message).	10% 10%	25% 25%	42% 42%	23% 23%

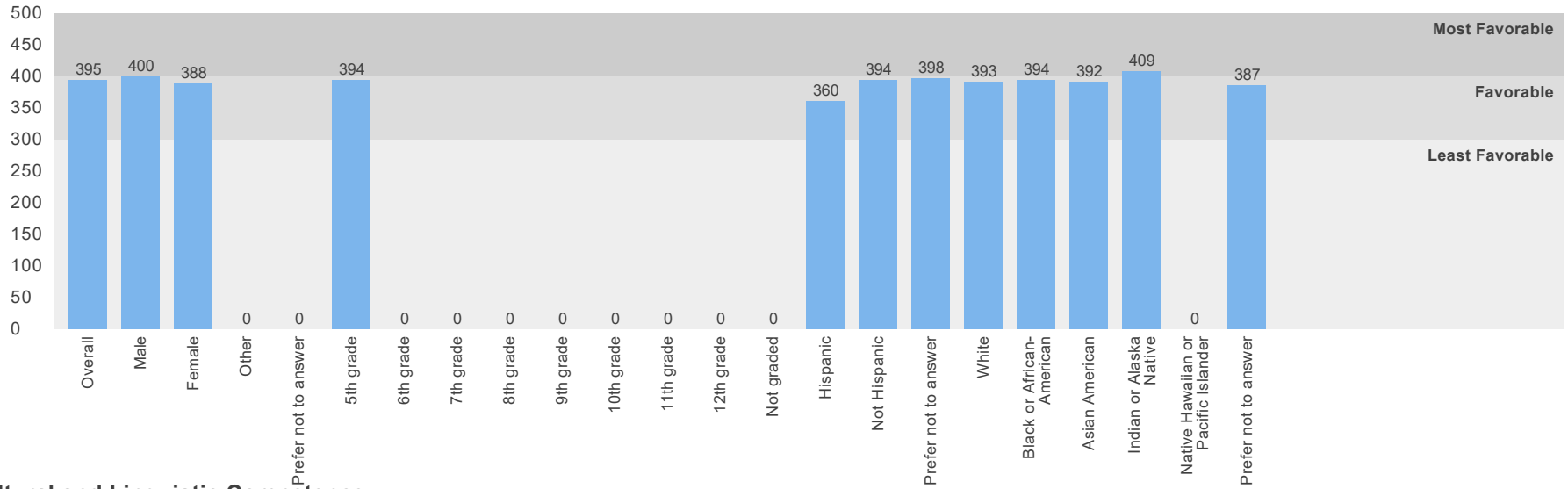
I know students who use/try alcohol or drugs while at school or school-sponsored events.	2% 9%	5% 18%	37% 32%	56% 41%
I know students at this school who think it is okay to smoke cigarettes or vape.	3% 15%	12% 24%	35% 25%	50% 35%
I know students at this school who think it is okay to get drunk.	3% 15%	9% 22%	36% 27%	52% 36%
I know students at this school who think it is okay to try drugs.	3% 14%	10% 22%	35% 27%	53% 37%
I know what to do if there is an emergency, natural disaster (tornado, flood) or a dangerous situation (e.g. violent person on campus) during the school day.	34% 28%	52% 53%	10% 14%	3% 5%
If I hear about a threat to school or student safety, I would report it to someone in authority.	36% 36%	51% 50%	10% 11%	3% 3%
The bathrooms in this school are clean.	7% 7%	43% 39%	31% 32%	20% 22%
The temperature in this school is comfortable all year round.	12% 11%	46% 40%	30% 30%	12% 19%
The school grounds are kept clean.	12% 14%	66% 67%	17% 16%	4% 4%
I think that students are proud of how this school looks on the outside.	15% 15%	62% 61%	19% 19%	4% 6%
Broken things at this school get fixed quickly.	13% 13%	57% 49%	24% 29%	6% 9%
My teachers praise me when I work hard in school.	15% 15%	55% 49%	25% 29%	6% 7%
My teachers give me individual attention when I need it.	17% 18%	63% 63%	16% 16%	4% 4%
My teachers often connect what I am learning to life outside the classroom.	11% 12%	48% 47%	33% 33%	8% 8%
The things I'm learning in school are important to me.	19% 17%	55% 51%	20% 24%	6% 8%

My teachers expect me to do my best all the time.	37% 35%	55% 57%	7% 7%	1% 1%
My teachers really care about me.	23% 21%	57% 56%	16% 18%	4% 5%
I can talk to my teachers about problems I am having in class.	23% 22%	60% 60%	13% 15%	4% 3%
I stop and think before doing anything when I get angry.	21% 21%	59% 60%	17% 16%	3% 4%
I try to work out my disagreements with other students by talking to them.	18% 19%	61% 63%	18% 15%	3% 3%
My teachers make it clear to me when I have misbehaved in class.	26% 23%	63% 65%	9% 10%	2% 2%
Adults working at this school reward students for positive behavior.	17% 14%	51% 48%	26% 30%	6% 7%
Adults working at this school help students develop strategies to understand and control their feelings and actions.	20% 19%	57% 52%	18% 24%	4% 6%
School rules are applied equally to all students.	28% 24%	47% 44%	18% 22%	7% 11%
Discipline is fair.	20% 17%	55% 55%	18% 20%	7% 8%

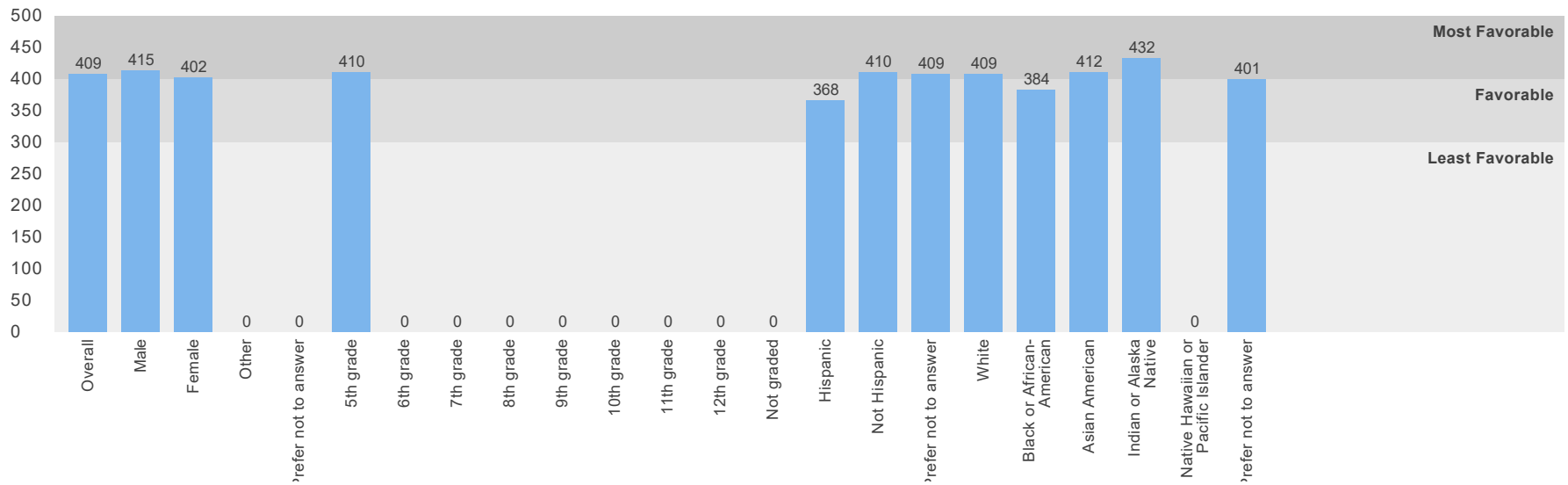
EAGLE ES

Scale Scores by Demographic

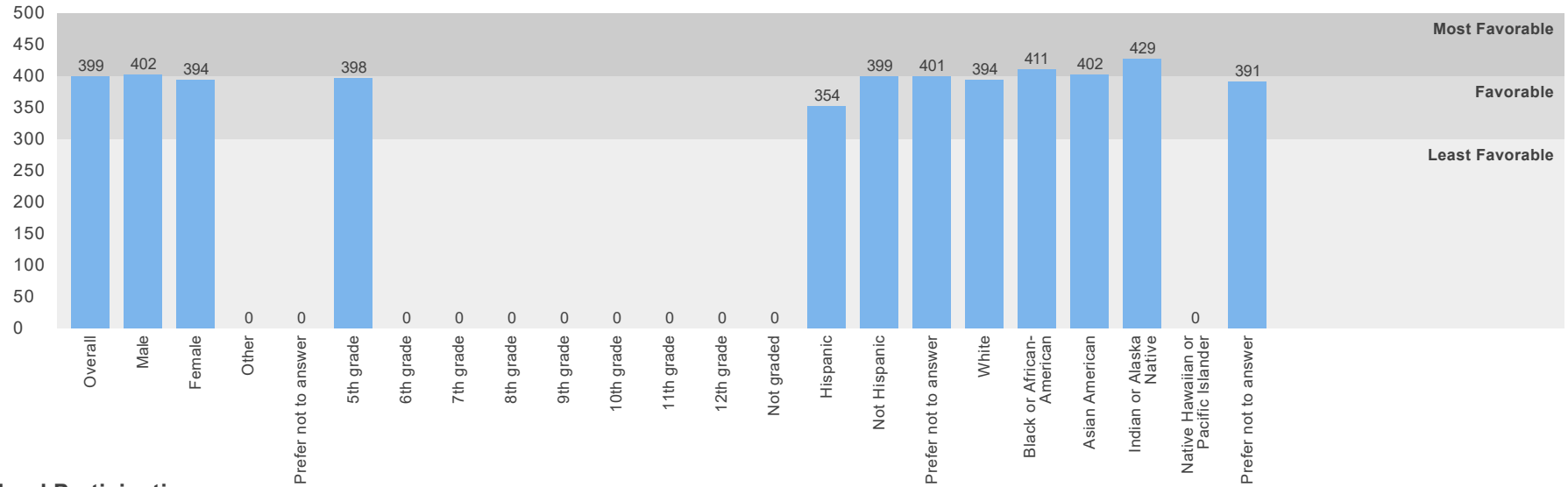
Engagement



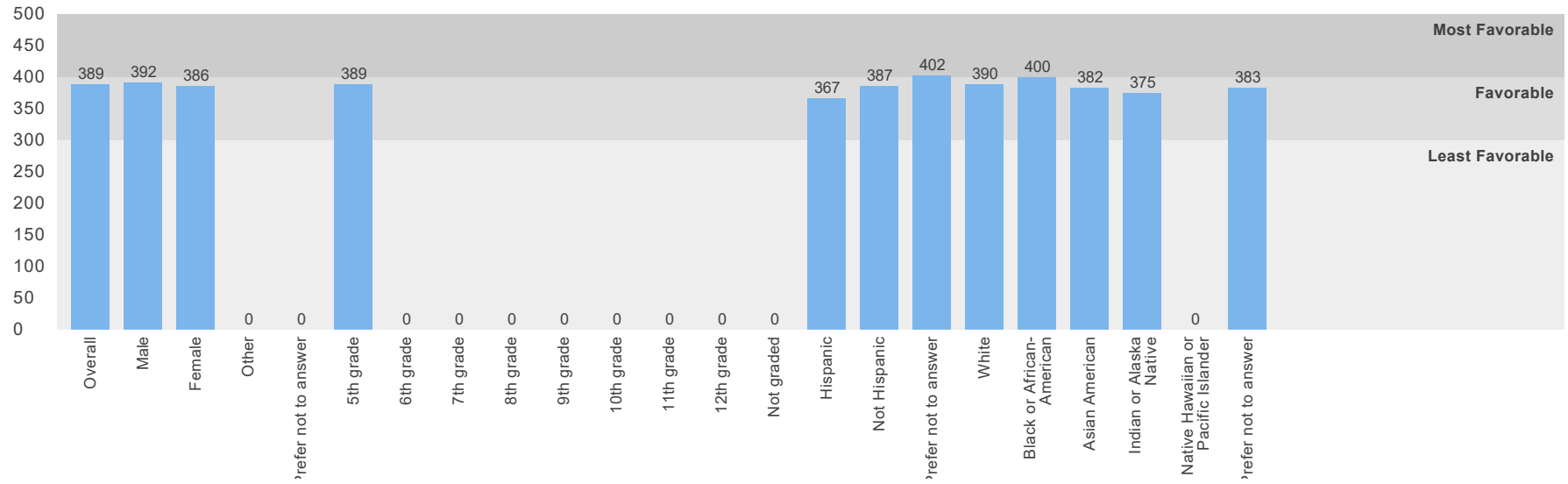
Cultural and Linguistic Competence



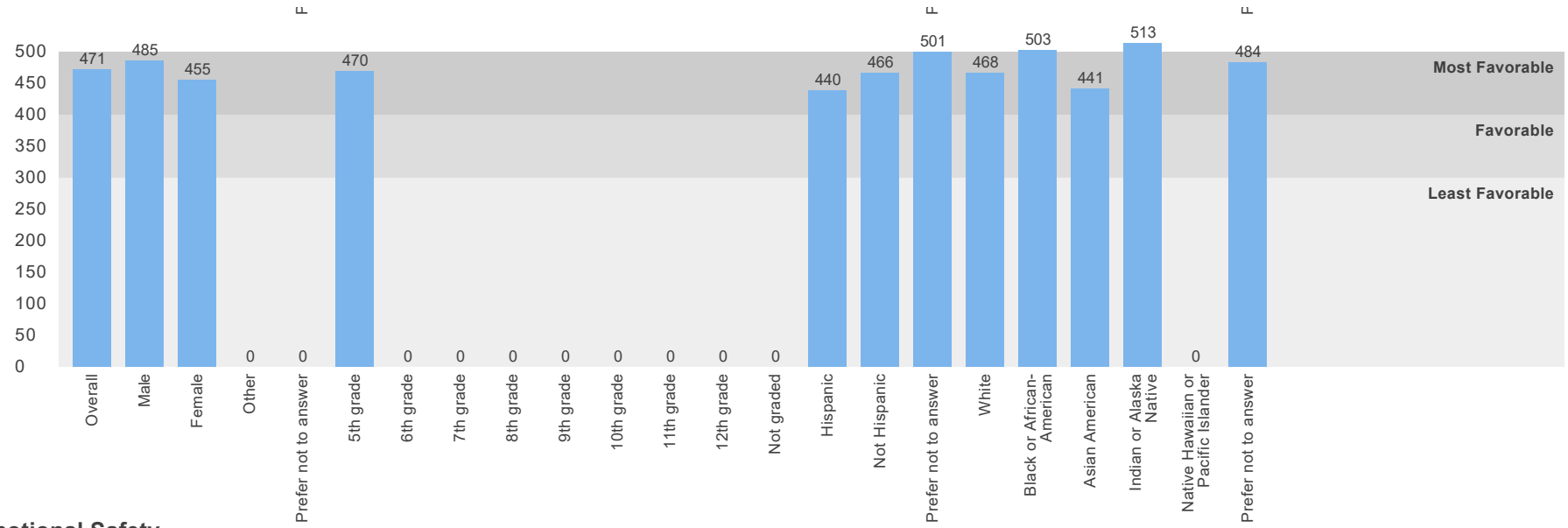
Relationships



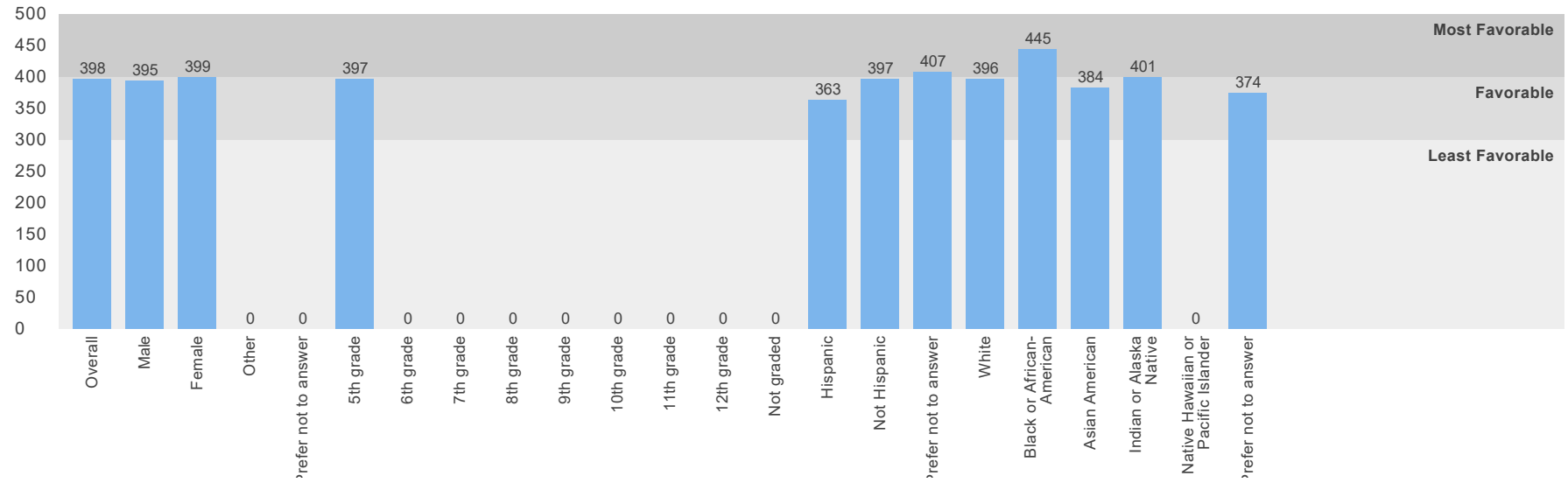
School Participation



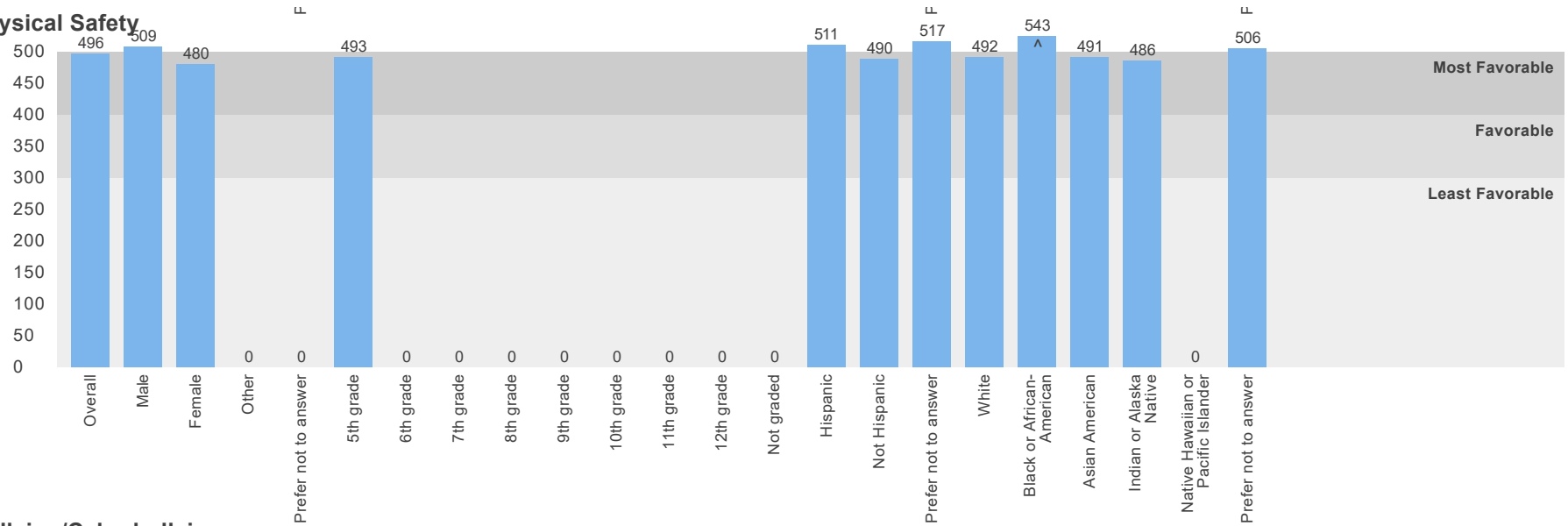
Safety



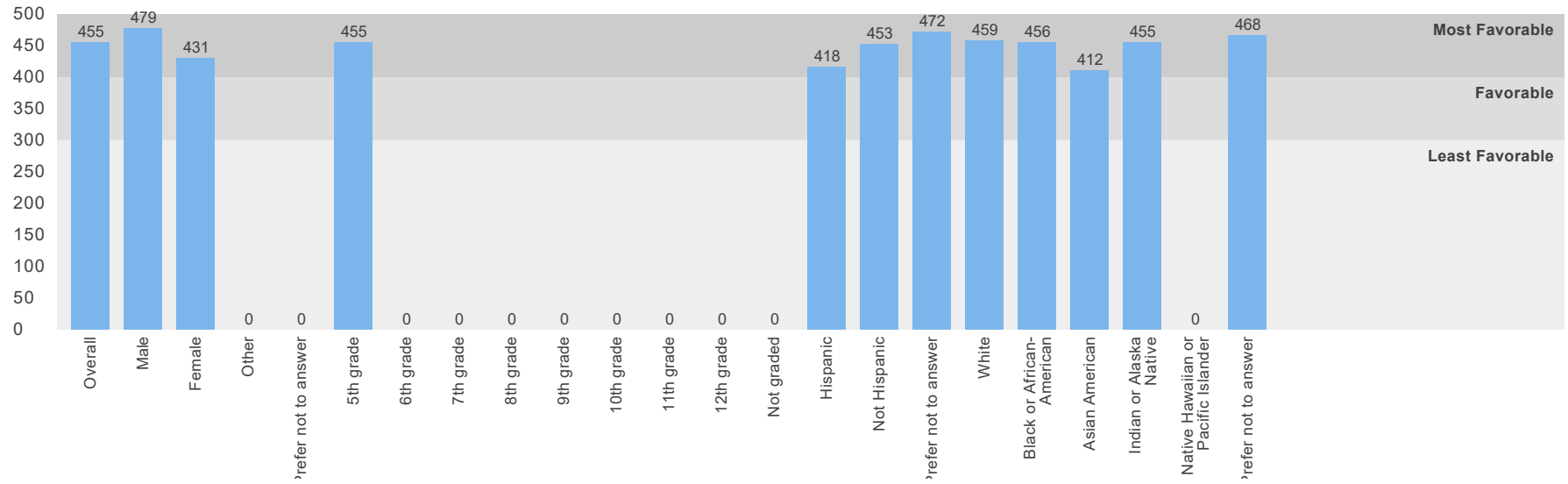
Emotional Safety



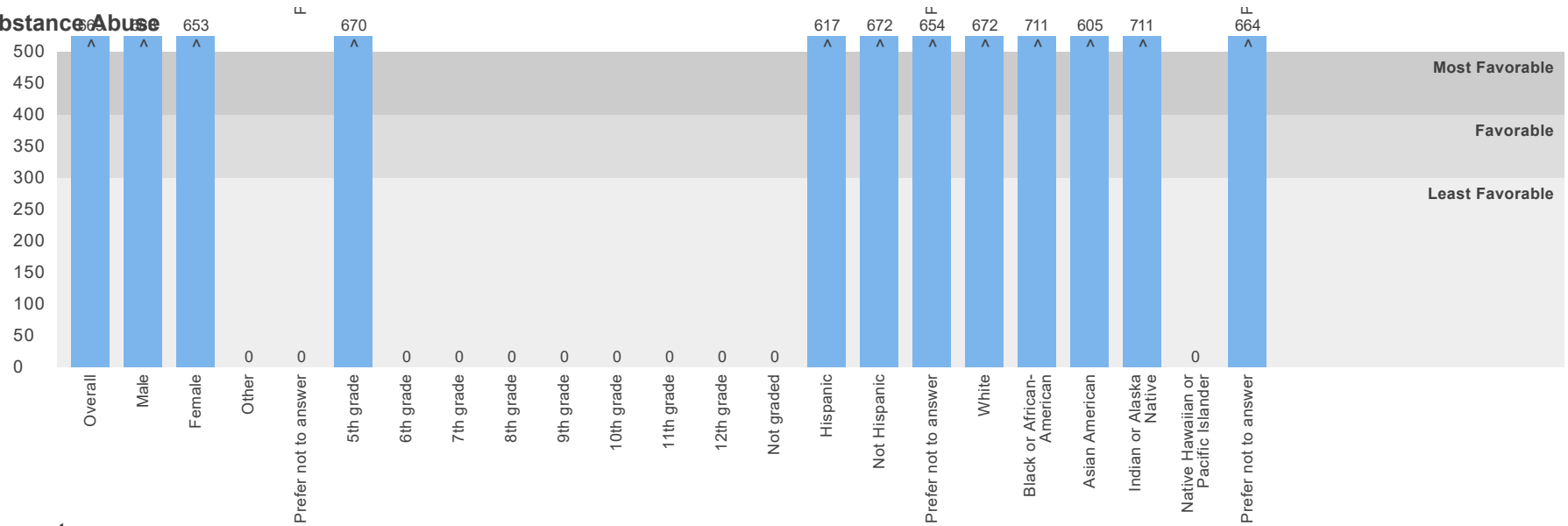
Physical Safety



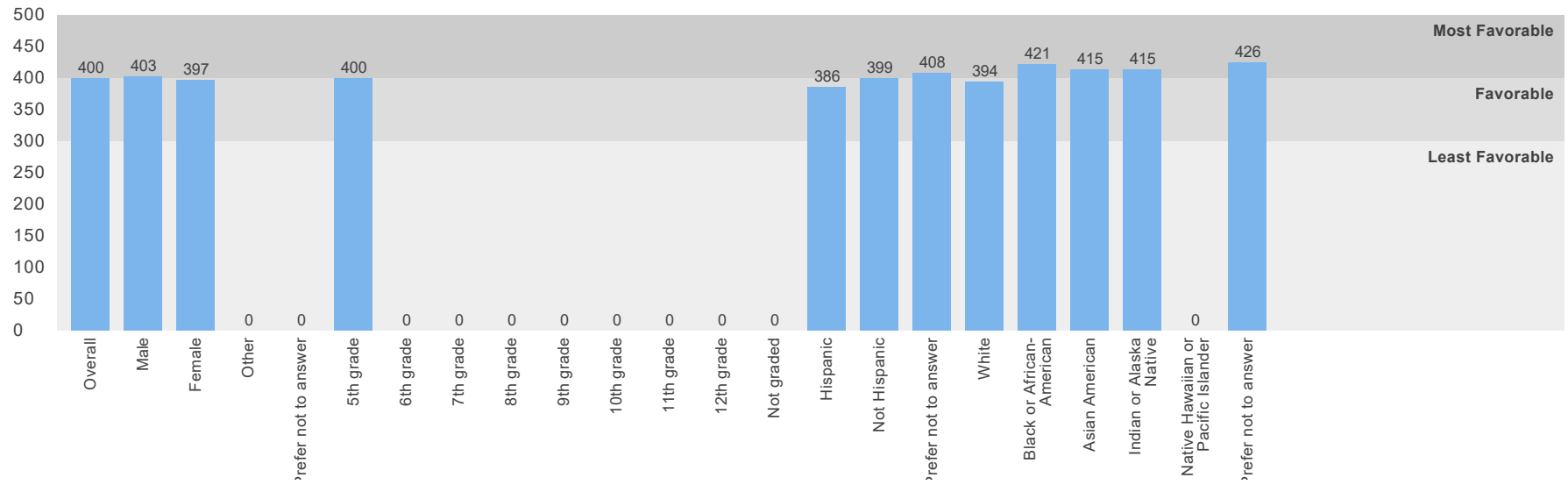
Bullying/Cyberbullying



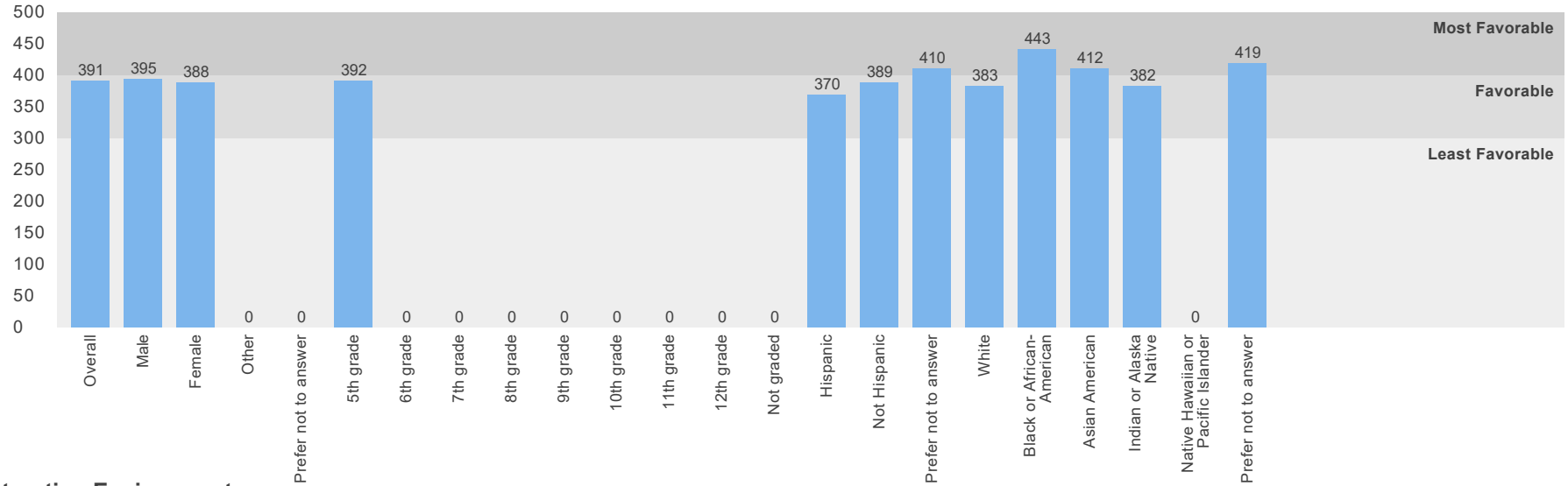
Substance Abuse



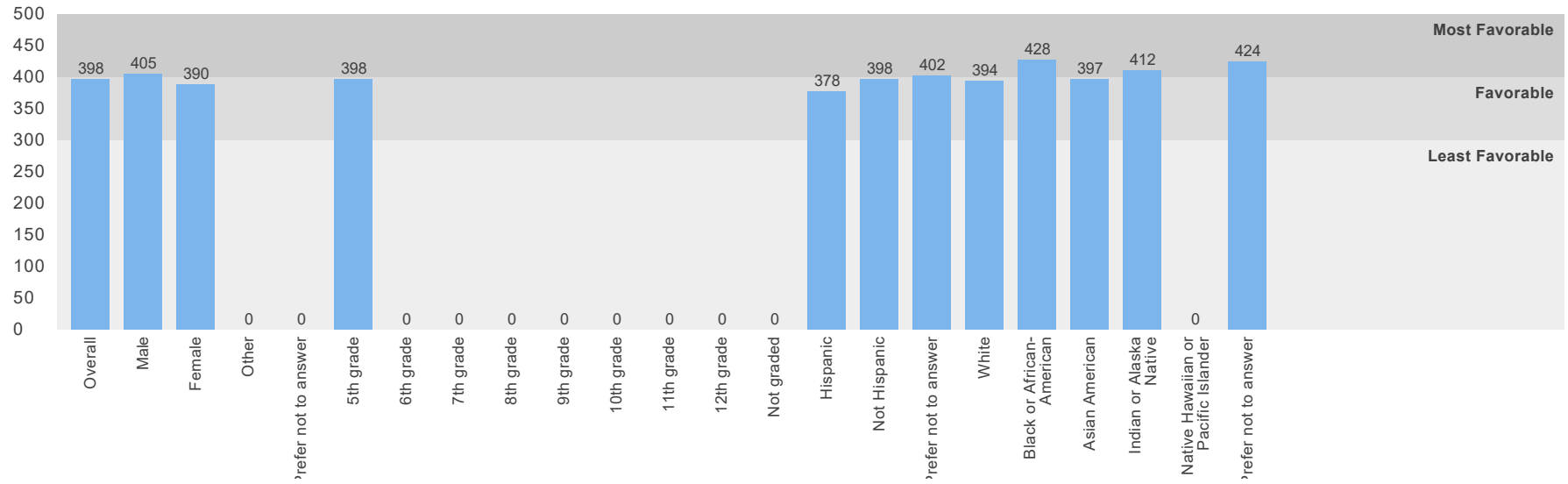
Environment



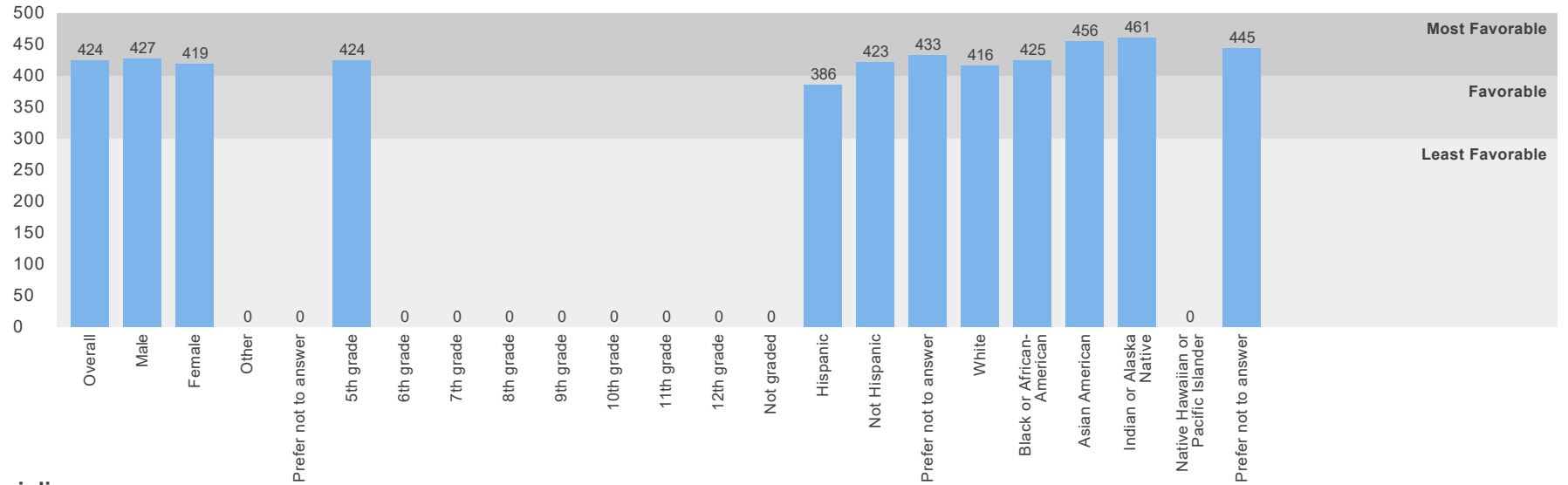
Physical Environment



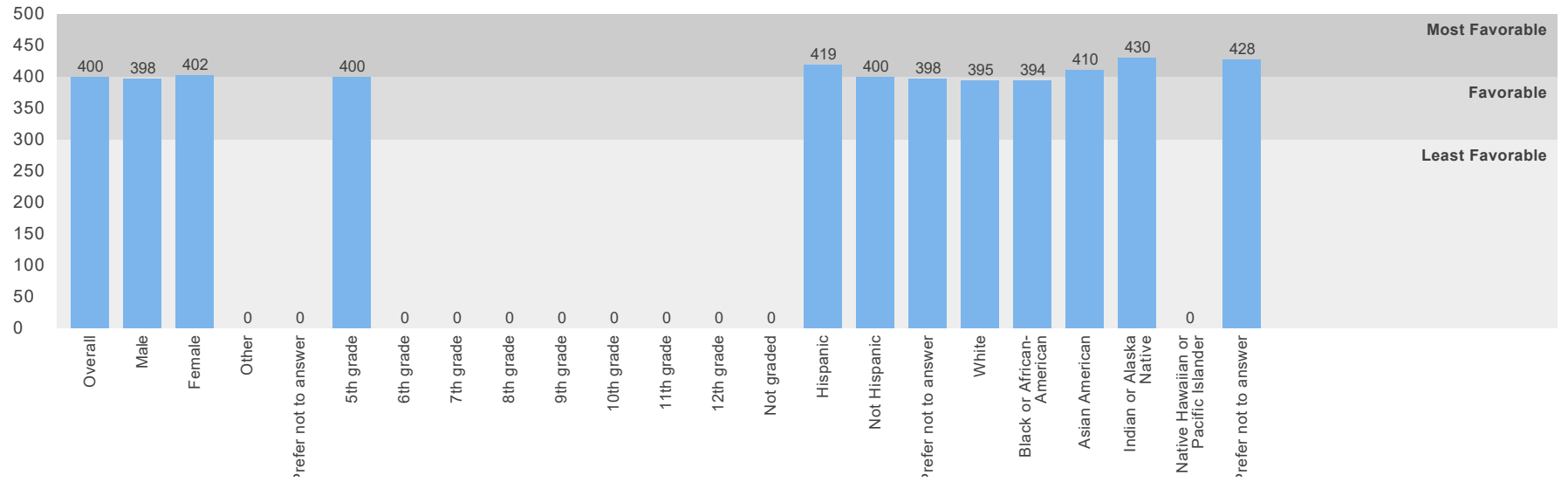
Instruction Environment



Mental Health



Discipline



Number of Submissions: 69

The top percentage is for this school, the bottom is for the district

	Male	Female	Other	Prefer not to answer
Are you male or female?	50%	50%	0%	0%
	49%	46%	2%	3%

	5th grade	6th grade	7th grade	8th grade	9th grade	10th grade	11th grade	12th grade	Not graded
What grade are you currently in at this school?	100%	0%	0%	0%	0%	0%	0%	0%	0%
	12%	12%	11%	13%	13%	14%	13%	12%	0%

	Hispanic	Not Hispanic	Prefer not to answer
Are you of Hispanic or Latino origin?	3%	82%	15%
	6%	84%	11%

	White	Black or African-American	Asian American	Indian or Alaska Native	Native Hawaiian or Pacific Islander	Prefer not to answer
What is your race?	74%	7%	10%	3%	0%	7%
	81%	5%	9%	2%	1%	7%

	Strongly Agree	Agree	Disagree	Strongly Disagree
All students are treated the same, regardless of whether their parents are rich or poor.	64%	35%	0%	1%
	31%	50%	16%	3%
Boys and girls are treated equally well.	28%	55%	17%	0%
	23%	47%	25%	6%
This school provides instructional materials (e.g., textbooks, handouts) that reflect my cultural background, ethnicity, and identity.	36%	45%	16%	3%
	25%	57%	15%	4%

Adults working at this school treat all students respectfully.	56% 24%	40% 50%	3% 20%	1% 6%
People of different cultural backgrounds, races, or ethnicities get along well at this school.	64% 39%	32% 53%	4% 6%	0% 1%
Teachers understand my problems.	28% 15%	61% 50%	9% 26%	3% 8%
Teachers are available when I need to talk with them.	33% 25%	57% 63%	10% 10%	0% 1%
It is easy to talk with teachers at this school.	41% 21%	46% 55%	10% 20%	3% 4%
My teachers help me feel good about myself.	55% 20%	41% 53%	4% 22%	0% 4%
I feel respected by other students.	29% 20%	52% 59%	19% 17%	0% 4%
If I am absent, there is a teacher or some other adult at school that will notice my absence.	72% 39%	25% 53%	3% 6%	0% 1%
I regularly attend school-sponsored events, such as school dances, sporting events, student performances, or other school activities.	33% 26%	54% 48%	13% 19%	0% 6%
I regularly participate in extra-curricular activities offered through this school, such as, school clubs or organizations, musical groups, sports teams, student government, or any other extra-curricular activities.	32% 31%	52% 45%	14% 18%	1% 6%
At this school, students have lots of chances to help decide things like class activities and rules.	24% 13%	41% 43%	32% 33%	3% 11%
I have lots of chances to be part of class discussions or activities.	41% 28%	54% 61%	4% 9%	0% 1%
I feel like I belong.	60% 26%	29% 53%	6% 15%	4% 6%
At this school, students talk about the importance of understanding their own feelings and the feelings of others.	23% 13%	59% 42%	16% 33%	1% 11%
I am happy to be at this school.	67% 25%	25% 50%	6% 16%	3% 8%

I feel like I am part of this school.	62% 25%	32% 55%	3% 15%	3% 5%
I feel socially accepted.	54% 25%	32% 56%	13% 14%	1% 5%
I feel safe at this school.	72% 32%	26% 57%	1% 9%	0% 3%
I sometimes stay home because I don't feel safe at this school.	0% 2%	2% 7%	11% 39%	88% 52%
Students at this school threaten to hurt other students.	1% 5%	7% 23%	25% 46%	67% 26%
Students at this school steal money, electronics, or other valuable things while at school.	1% 3%	4% 15%	18% 48%	76% 34%
Students at this school damage or destroy other students' property.	1% 4%	3% 21%	28% 48%	68% 27%
Students at this school fight a lot.	4% 4%	7% 19%	36% 53%	52% 23%
Students at this school are teased or picked on about their race or ethnicity.	1% 4%	3% 14%	26% 46%	70% 35%
Students at this school are teased or picked on about their cultural background or religion.	1% 4%	6% 14%	19% 47%	74% 35%
Students at this school are teased or picked on about their physical or mental disability.	1% 7%	3% 21%	22% 42%	74% 30%
Students at this school are teased or picked on about their real or perceived sexual orientation.	1% 9%	18% 25%	18% 38%	63% 28%
Students at this school are often bullied.	4% 6%	14% 20%	29% 53%	52% 21%
Students at this school try to stop bullying.	38% 12%	46% 47%	16% 33%	0% 9%
I know students who often spread mean rumors or lies about others at this school on the internet (i.e., Facebook™, email, and instant message).	7% 10%	10% 25%	35% 42%	48% 23%

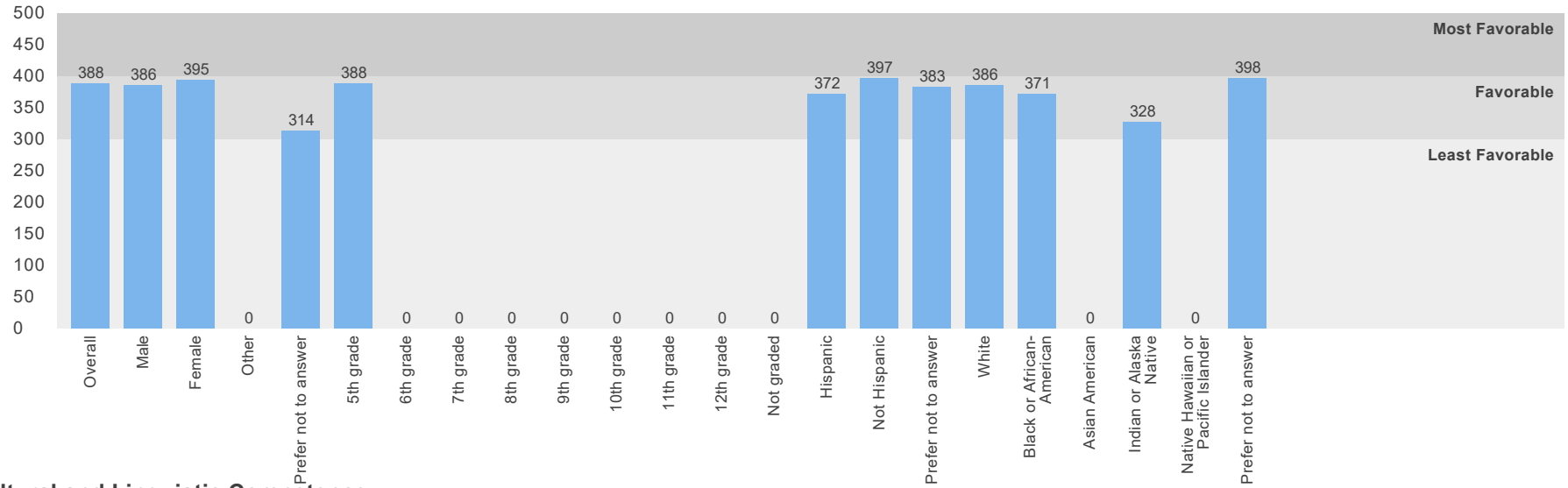
I know students who use/try alcohol or drugs while at school or school-sponsored events.	0% 9%	1% 18%	4% 32%	94% 41%
I know students at this school who think it is okay to smoke cigarettes or vape.	0% 15%	3% 24%	6% 25%	91% 35%
I know students at this school who think it is okay to get drunk.	1% 15%	3% 22%	9% 27%	87% 36%
I know students at this school who think it is okay to try drugs.	1% 14%	3% 22%	3% 27%	93% 37%
I know what to do if there is an emergency, natural disaster (tornado, flood) or a dangerous situation (e.g. violent person on campus) during the school day.	49% 28%	43% 53%	4% 14%	3% 5%
If I hear about a threat to school or student safety, I would report it to someone in authority.	72% 36%	23% 50%	1% 11%	3% 3%
The bathrooms in this school are clean.	40% 7%	49% 39%	9% 32%	3% 22%
The temperature in this school is comfortable all year round.	28% 11%	52% 40%	16% 30%	4% 19%
The school grounds are kept clean.	44% 14%	47% 67%	9% 16%	0% 4%
I think that students are proud of how this school looks on the outside.	49% 15%	48% 61%	3% 19%	0% 6%
Broken things at this school get fixed quickly.	34% 13%	53% 49%	13% 29%	0% 9%
My teachers praise me when I work hard in school.	49% 15%	49% 49%	1% 29%	0% 7%
My teachers give me individual attention when I need it.	42% 18%	49% 63%	7% 16%	1% 4%
My teachers often connect what I am learning to life outside the classroom.	28% 12%	52% 47%	16% 33%	4% 8%
The things I'm learning in school are important to me.	38% 17%	51% 51%	9% 24%	3% 8%

My teachers expect me to do my best all the time.	67% 35%	26% 57%	7% 7%	0% 1%
My teachers really care about me.	67% 21%	29% 56%	4% 18%	0% 5%
I can talk to my teachers about problems I am having in class.	54% 22%	42% 60%	3% 15%	1% 3%
I stop and think before doing anything when I get angry.	32% 21%	57% 60%	7% 16%	3% 4%
I try to work out my disagreements with other students by talking to them.	38% 19%	52% 63%	10% 15%	0% 3%
My teachers make it clear to me when I have misbehaved in class.	54% 23%	38% 65%	7% 10%	1% 2%
Adults working at this school reward students for positive behavior.	36% 14%	49% 48%	13% 30%	1% 7%
Adults working at this school help students develop strategies to understand and control their feelings and actions.	57% 19%	38% 52%	3% 24%	3% 6%
School rules are applied equally to all students.	54% 24%	32% 44%	12% 22%	3% 11%
Discipline is fair.	35% 17%	48% 55%	12% 20%	6% 8%

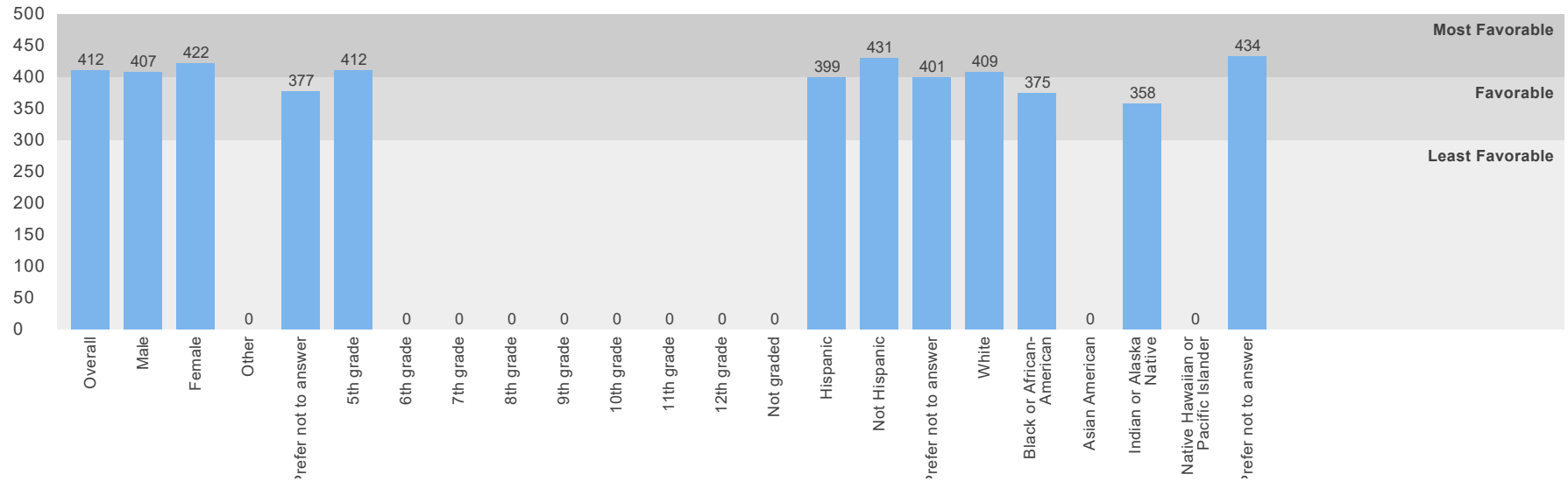
ELSMERE ES

Scale Scores by Demographic

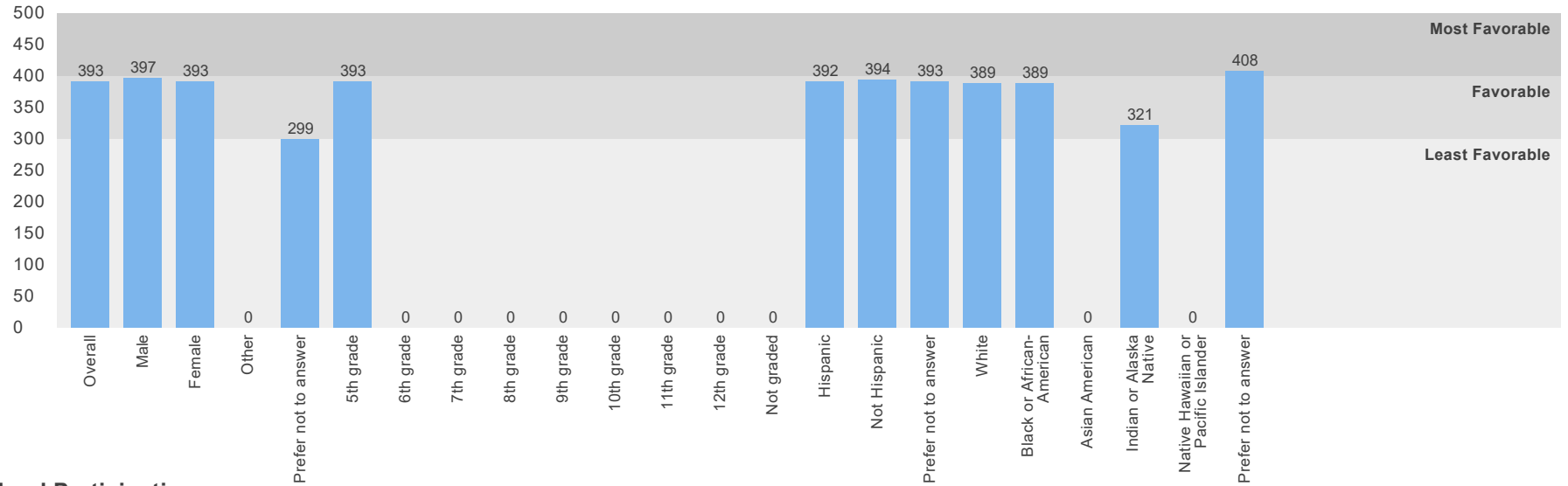
Engagement



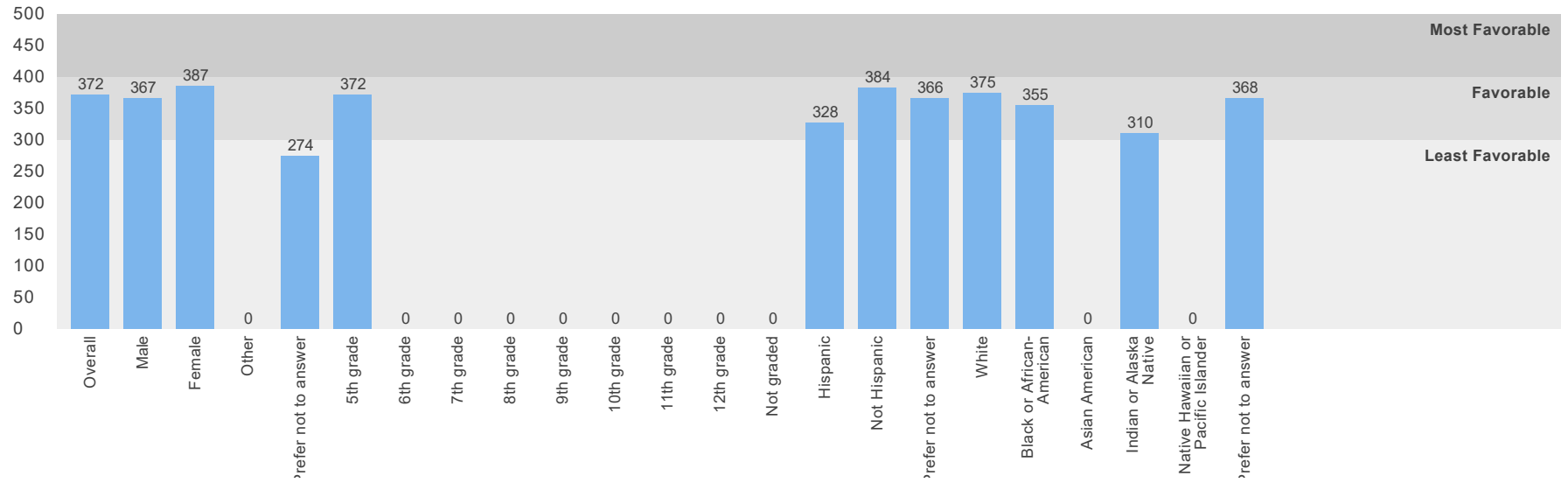
Cultural and Linguistic Competence



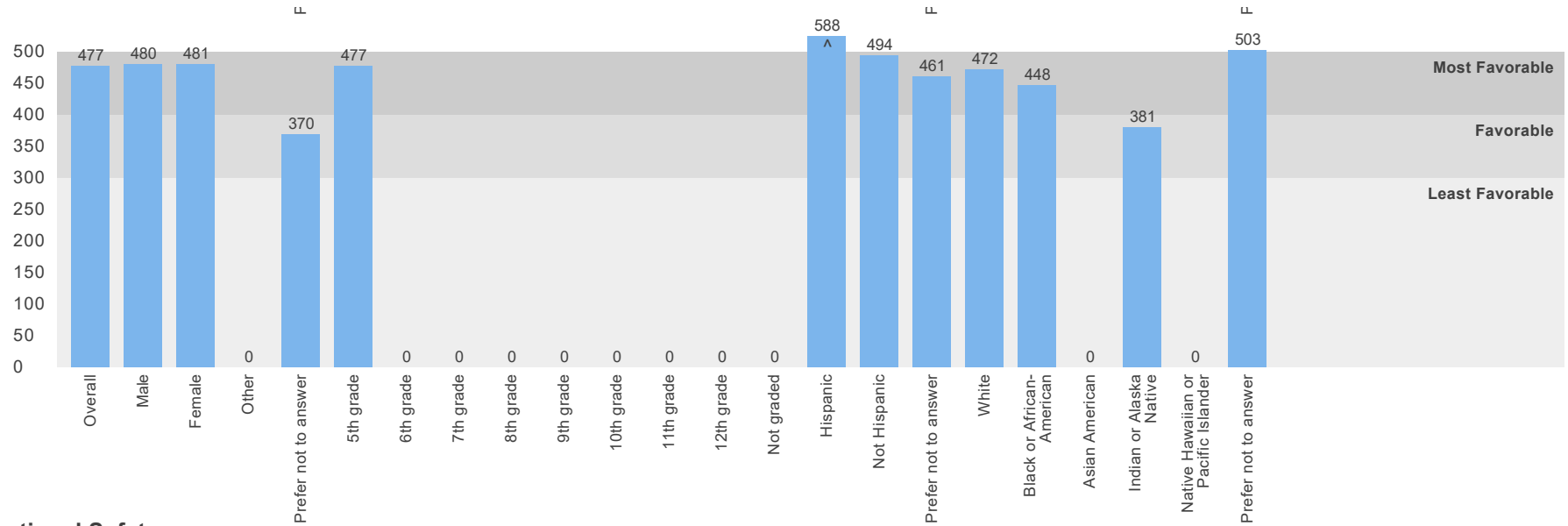
Relationships



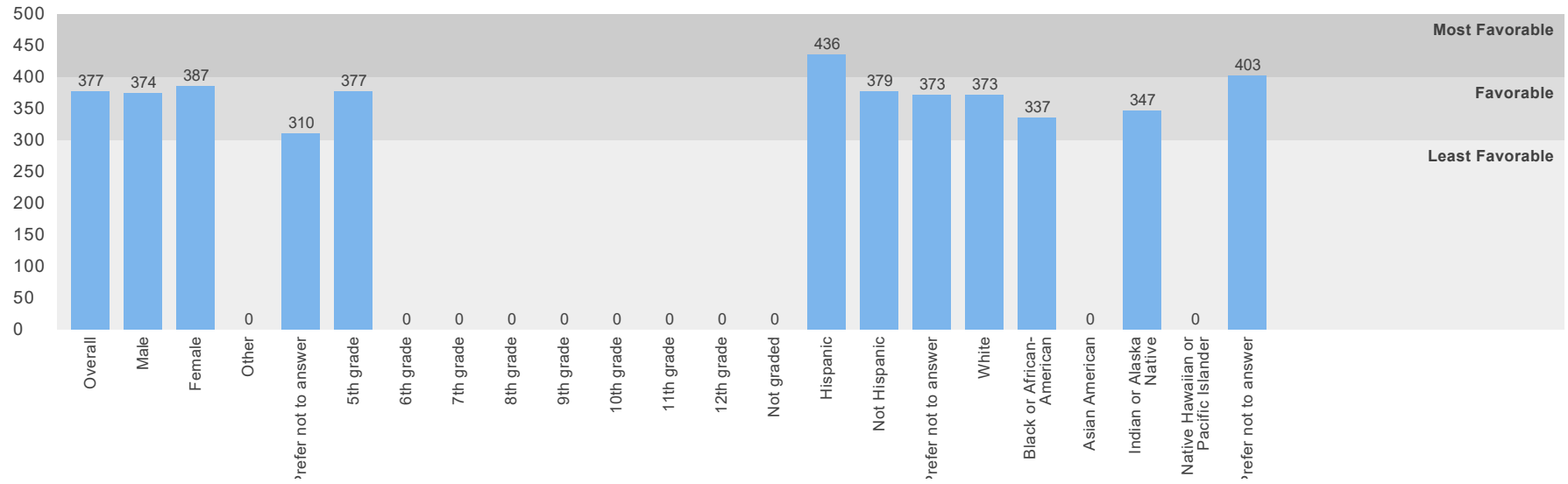
School Participation



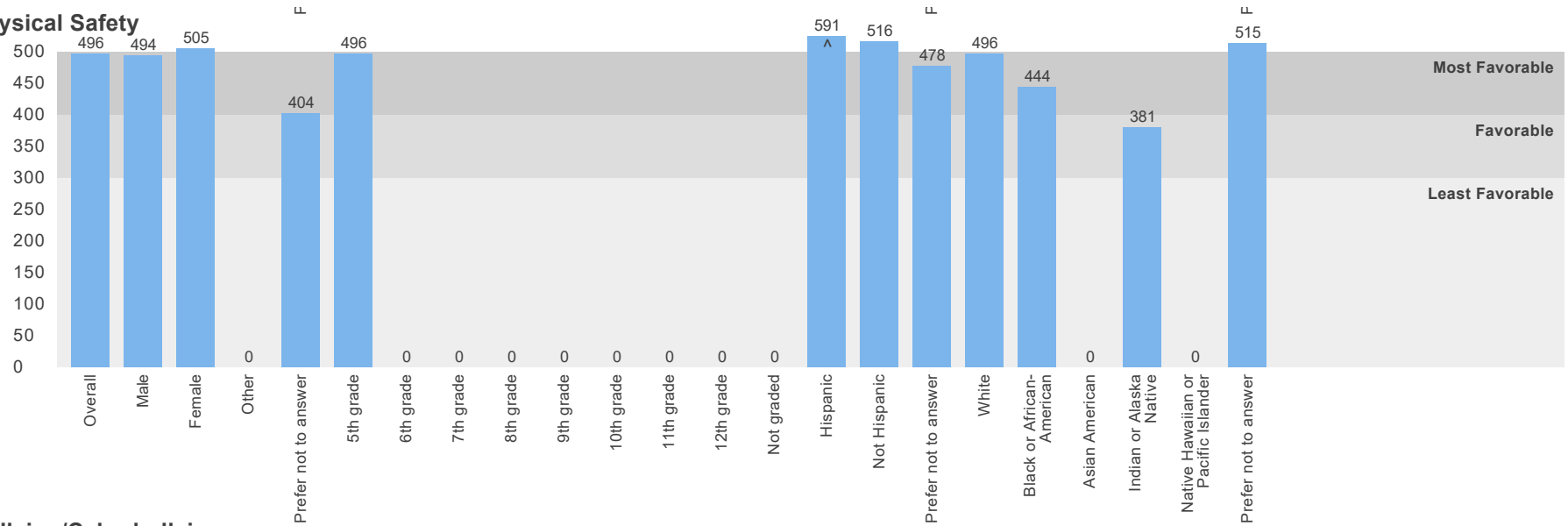
Safety



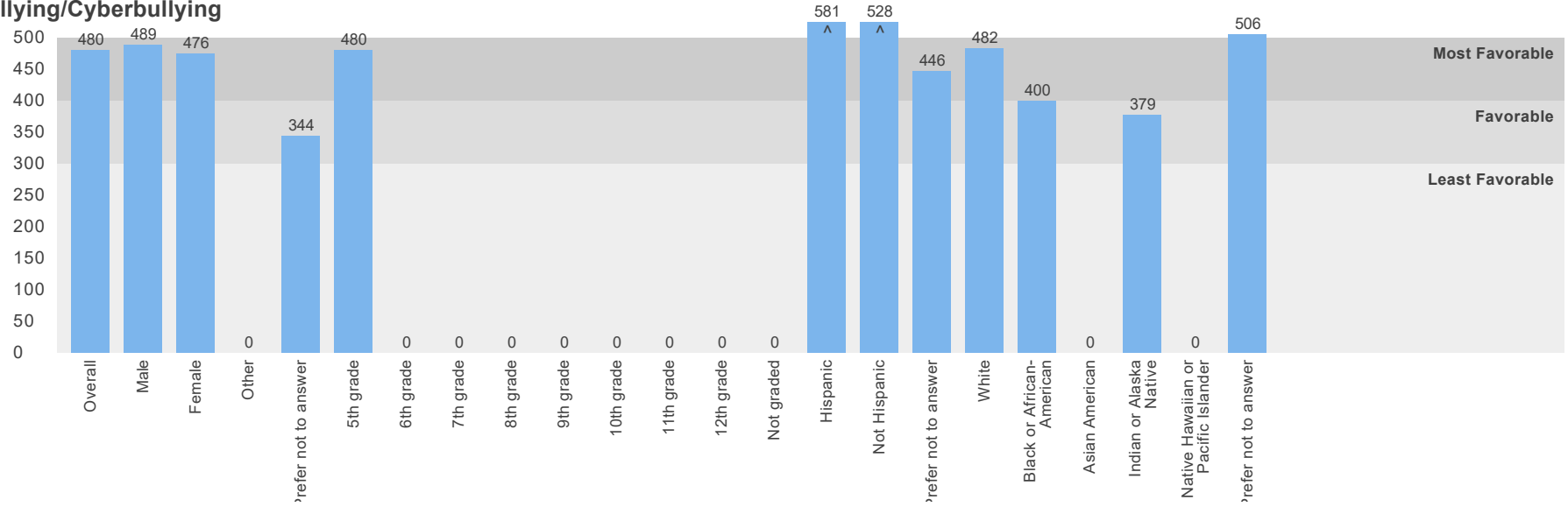
Emotional Safety



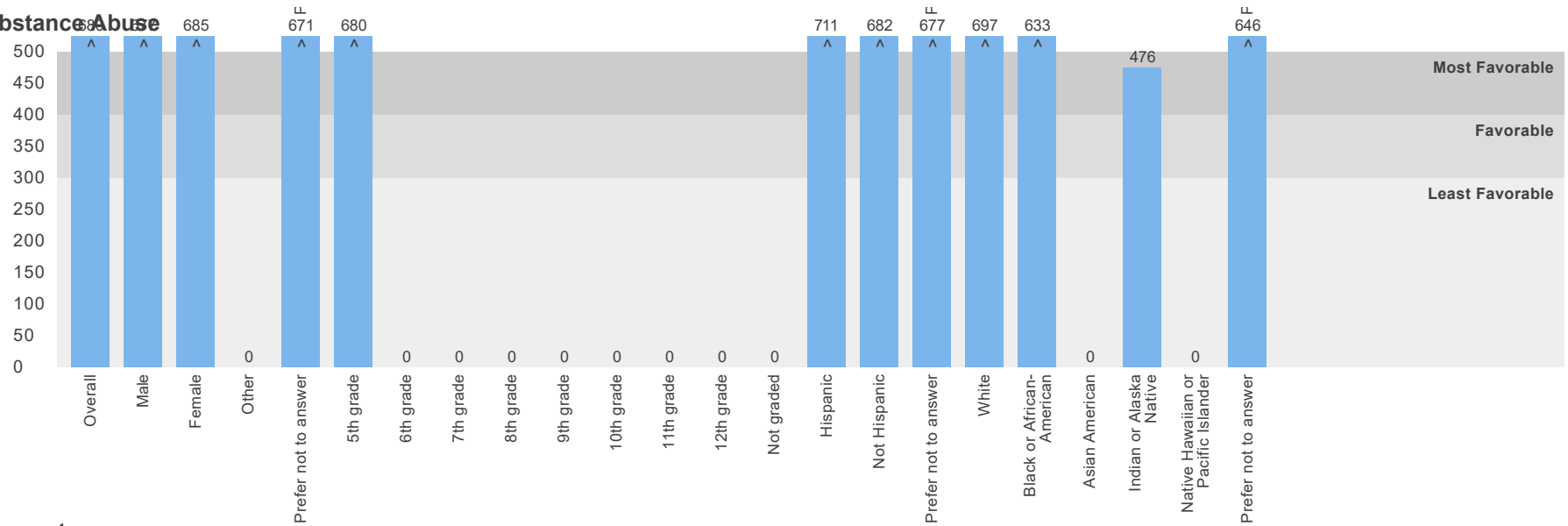
Physical Safety



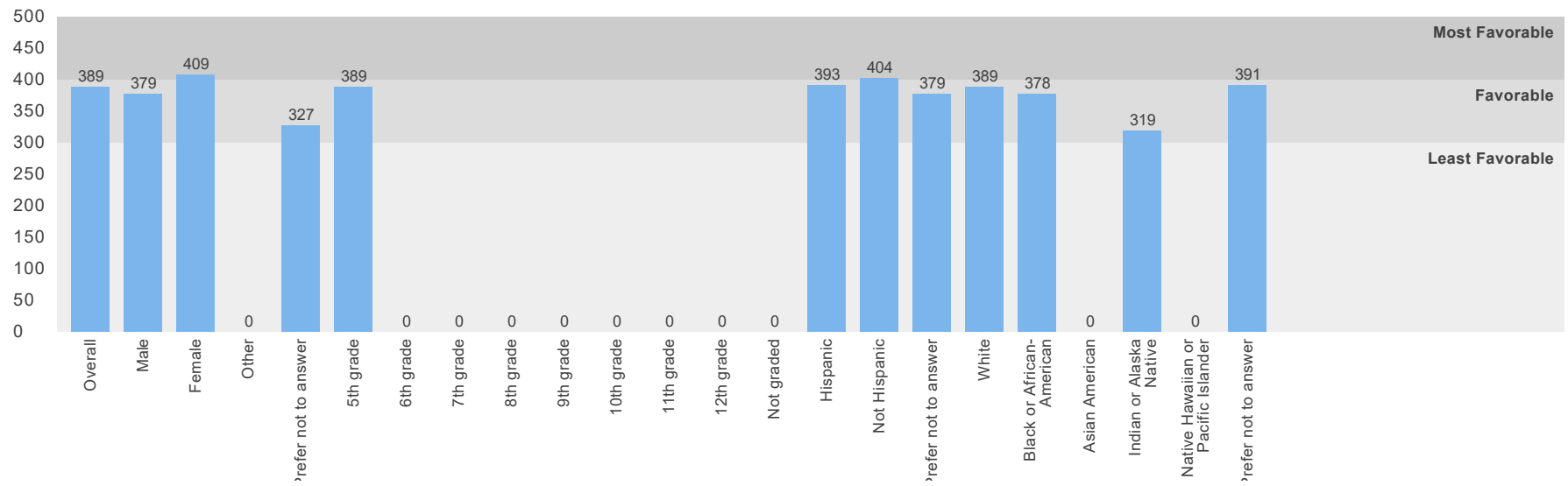
Bullying/Cyberbullying



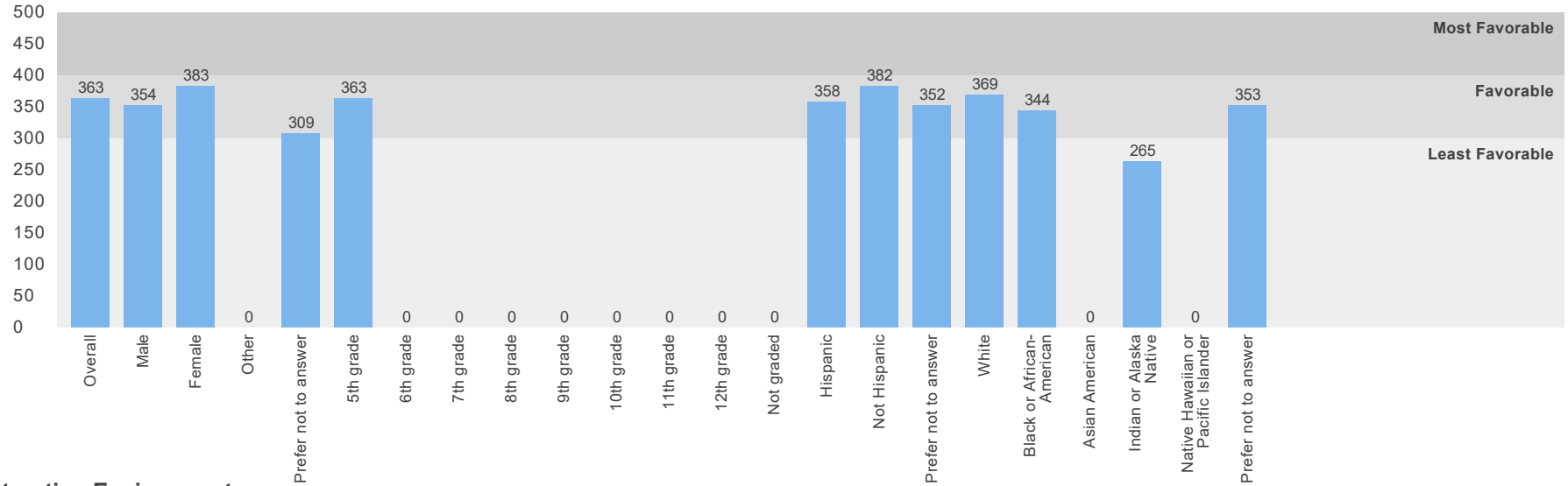
Substance Abuse



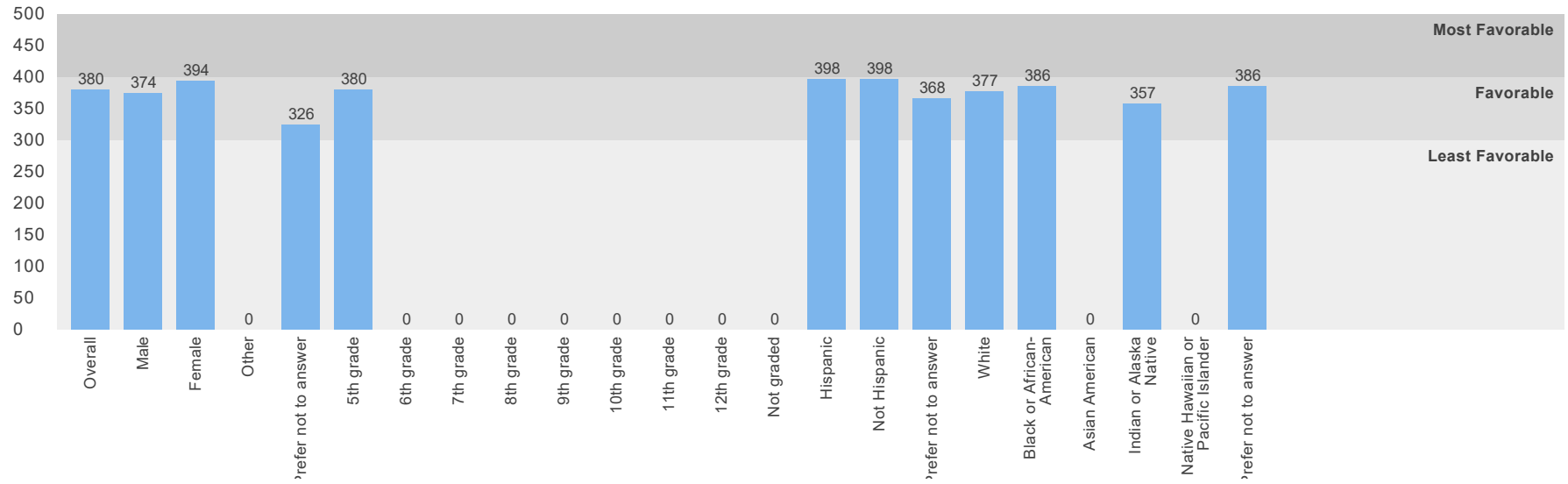
Environment



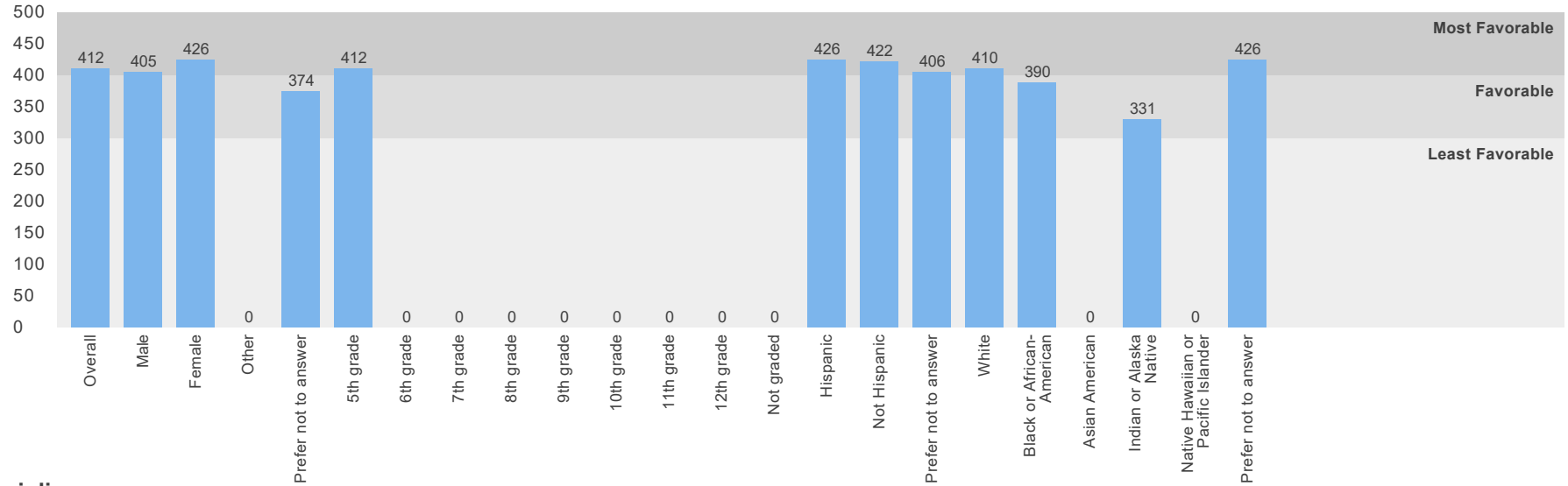
Physical Environment



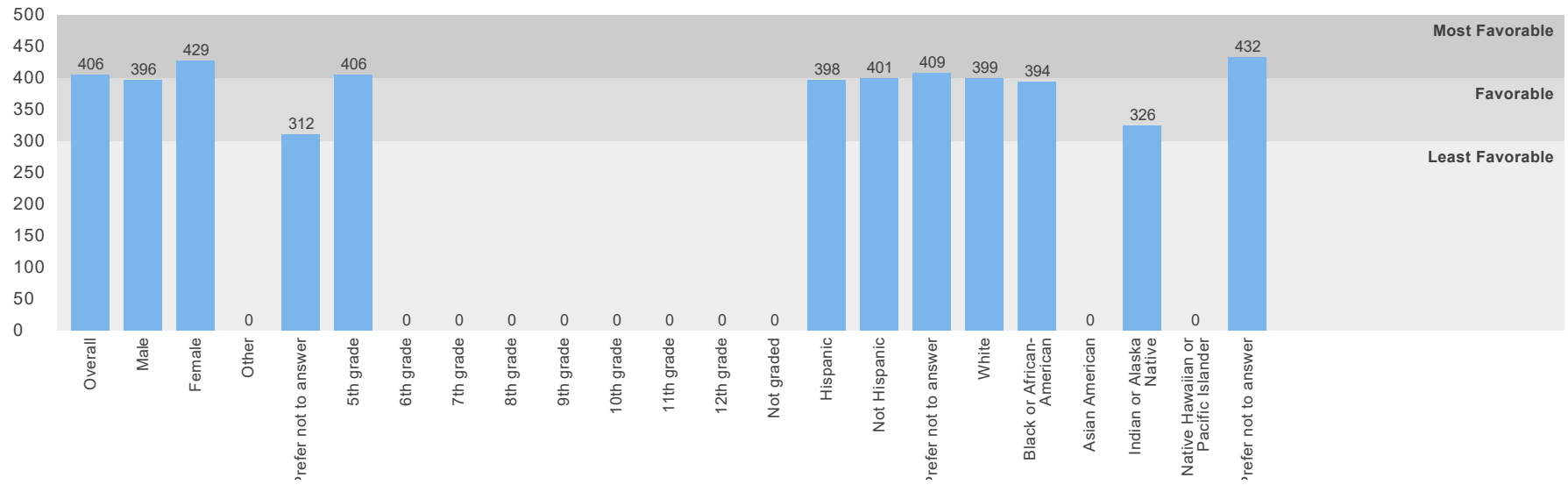
Instruction Environment



Mental Health



Discipline



Number of Submissions: 36

The top percentage is for this school, the bottom is for the district

	Male	Female	Other	Prefer not to answer
Are you male or female?	58%	39%	0%	3%
	49%	46%	2%	3%

	5th grade	6th grade	7th grade	8th grade	9th grade	10th grade	11th grade	12th grade	Not graded
What grade are you currently in at this school?	100%	0%	0%	0%	0%	0%	0%	0%	0%
	12%	12%	11%	13%	13%	14%	13%	12%	0%

	Hispanic	Not Hispanic	Prefer not to answer
Are you of Hispanic or Latino origin?	3%	36%	61%
	6%	84%	11%

	White	Black or African-American	Asian American	Indian or Alaska Native	Native Hawaiian or Pacific Islander	Prefer not to answer
What is your race?	69%	8%	0%	3%	0%	22%
	81%	5%	9%	2%	1%	7%

	Strongly Agree	Agree	Disagree	Strongly Disagree
All students are treated the same, regardless of whether their parents are rich or poor.	58%	36%	6%	0%
	31%	50%	16%	3%
Boys and girls are treated equally well.	44%	36%	14%	6%
	23%	47%	25%	6%
This school provides instructional materials (e.g., textbooks, handouts) that reflect my cultural background, ethnicity, and identity.	33%	58%	8%	0%
	25%	57%	15%	4%

Adults working at this school treat all students respectfully.	61% 24%	33% 50%	6% 20%	0% 6%
People of different cultural backgrounds, races, or ethnicities get along well at this school.	53% 39%	36% 53%	11% 6%	0% 1%
Teachers understand my problems.	31% 15%	58% 50%	8% 26%	3% 8%
Teachers are available when I need to talk with them.	37% 25%	46% 63%	17% 10%	0% 1%
It is easy to talk with teachers at this school.	31% 21%	67% 55%	3% 20%	0% 4%
My teachers help me feel good about myself.	47% 20%	44% 53%	6% 22%	3% 4%
I feel respected by other students.	19% 20%	61% 59%	14% 17%	6% 4%
If I am absent, there is a teacher or some other adult at school that will notice my absence.	67% 39%	31% 53%	3% 6%	0% 1%
I regularly attend school-sponsored events, such as school dances, sporting events, student performances, or other school activities.	23% 26%	49% 48%	23% 19%	6% 6%
I regularly participate in extra-curricular activities offered through this school, such as, school clubs or organizations, musical groups, sports teams, student government, or any other extra-curricular activities.	31% 31%	50% 45%	19% 18%	0% 6%
At this school, students have lots of chances to help decide things like class activities and rules.	11% 13%	43% 43%	34% 33%	11% 11%
I have lots of chances to be part of class discussions or activities.	43% 28%	43% 61%	11% 9%	3% 1%
I feel like I belong.	51% 26%	40% 53%	6% 15%	3% 6%
At this school, students talk about the importance of understanding their own feelings and the feelings of others.	17% 13%	54% 42%	17% 33%	11% 11%
I am happy to be at this school.	49% 25%	43% 50%	6% 16%	3% 8%

I feel like I am part of this school.	56% 25%	32% 55%	6% 15%	6% 5%
I feel socially accepted.	40% 25%	46% 56%	11% 14%	3% 5%
I feel safe at this school.	80% 32%	20% 57%	0% 9%	0% 3%
I sometimes stay home because I don't feel safe at this school.	0% 2%	0% 7%	17% 39%	83% 52%
Students at this school threaten to hurt other students.	0% 5%	3% 23%	40% 46%	57% 26%
Students at this school steal money, electronics, or other valuable things while at school.	0% 3%	0% 15%	23% 48%	77% 34%
Students at this school damage or destroy other students' property.	0% 4%	3% 21%	30% 48%	67% 27%
Students at this school fight a lot.	6% 4%	11% 19%	37% 53%	46% 23%
Students at this school are teased or picked on about their race or ethnicity.	3% 4%	0% 14%	17% 46%	80% 35%
Students at this school are teased or picked on about their cultural background or religion.	3% 4%	3% 14%	23% 47%	71% 35%
Students at this school are teased or picked on about their physical or mental disability.	0% 7%	17% 21%	14% 42%	69% 30%
Students at this school are teased or picked on about their real or perceived sexual orientation.	3% 9%	6% 25%	19% 38%	72% 28%
Students at this school are often bullied.	3% 6%	11% 20%	29% 53%	57% 21%
Students at this school try to stop bullying.	29% 12%	54% 47%	11% 33%	6% 9%
I know students who often spread mean rumors or lies about others at this school on the internet (i.e., Facebook™, email, and instant message).	0% 10%	9% 25%	31% 42%	60% 23%

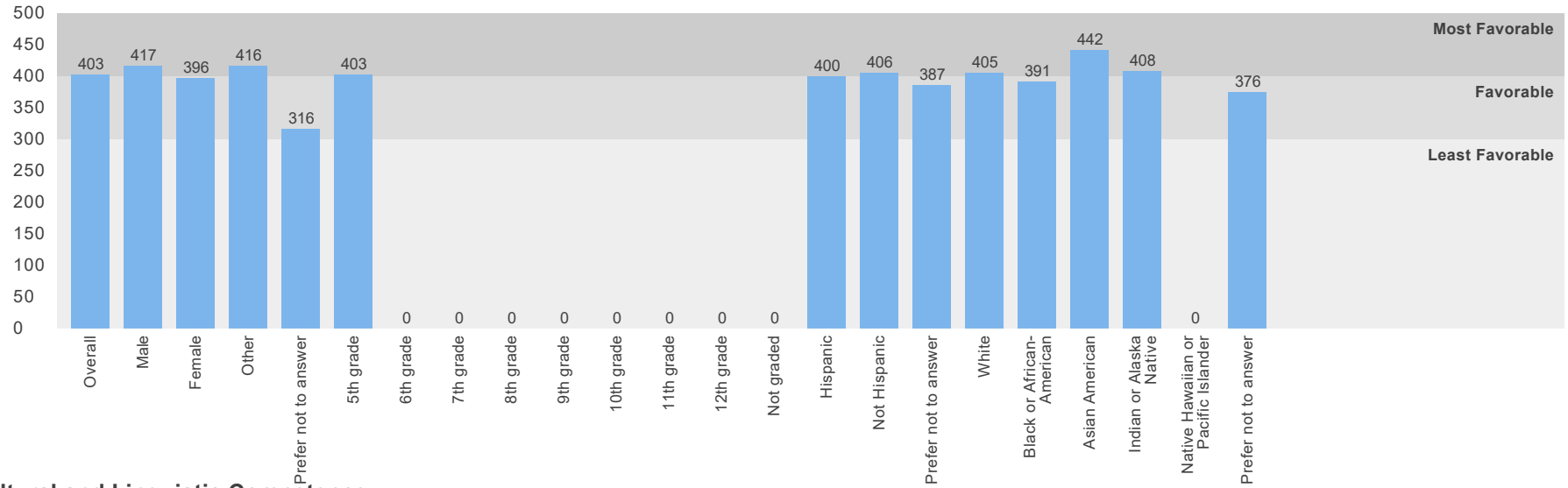
I know students who use/try alcohol or drugs while at school or school-sponsored events.	0% 9%	0% 18%	6% 32%	94% 41%
I know students at this school who think it is okay to smoke cigarettes or vape.	0% 15%	0% 24%	6% 25%	94% 35%
I know students at this school who think it is okay to get drunk.	0% 15%	0% 22%	9% 27%	91% 36%
I know students at this school who think it is okay to try drugs.	0% 14%	0% 22%	11% 27%	89% 37%
I know what to do if there is an emergency, natural disaster (tornado, flood) or a dangerous situation (e.g. violent person on campus) during the school day.	54% 28%	37% 53%	3% 14%	6% 5%
If I hear about a threat to school or student safety, I would report it to someone in authority.	51% 36%	34% 50%	6% 11%	9% 3%
The bathrooms in this school are clean.	21% 7%	36% 39%	30% 32%	12% 22%
The temperature in this school is comfortable all year round.	20% 11%	57% 40%	11% 30%	11% 19%
The school grounds are kept clean.	37% 14%	51% 67%	11% 16%	0% 4%
I think that students are proud of how this school looks on the outside.	23% 15%	66% 61%	11% 19%	0% 6%
Broken things at this school get fixed quickly.	23% 13%	40% 49%	37% 29%	0% 9%
My teachers praise me when I work hard in school.	34% 15%	49% 49%	17% 29%	0% 7%
My teachers give me individual attention when I need it.	37% 18%	54% 63%	9% 16%	0% 4%
My teachers often connect what I am learning to life outside the classroom.	17% 12%	43% 47%	34% 33%	6% 8%
The things I'm learning in school are important to me.	37% 17%	51% 51%	9% 24%	3% 8%

My teachers expect me to do my best all the time.	43% 35%	43% 57%	11% 7%	3% 1%
My teachers really care about me.	66% 21%	34% 56%	0% 18%	0% 5%
I can talk to my teachers about problems I am having in class.	63% 22%	34% 60%	3% 15%	0% 3%
I stop and think before doing anything when I get angry.	26% 21%	43% 60%	26% 16%	6% 4%
I try to work out my disagreements with other students by talking to them.	24% 19%	65% 63%	6% 15%	6% 3%
My teachers make it clear to me when I have misbehaved in class.	51% 23%	43% 65%	6% 10%	0% 2%
Adults working at this school reward students for positive behavior.	34% 14%	51% 48%	14% 30%	0% 7%
Adults working at this school help students develop strategies to understand and control their feelings and actions.	62% 19%	38% 52%	0% 24%	0% 6%
School rules are applied equally to all students.	63% 24%	20% 44%	11% 22%	6% 11%
Discipline is fair.	37% 17%	34% 55%	20% 20%	9% 8%

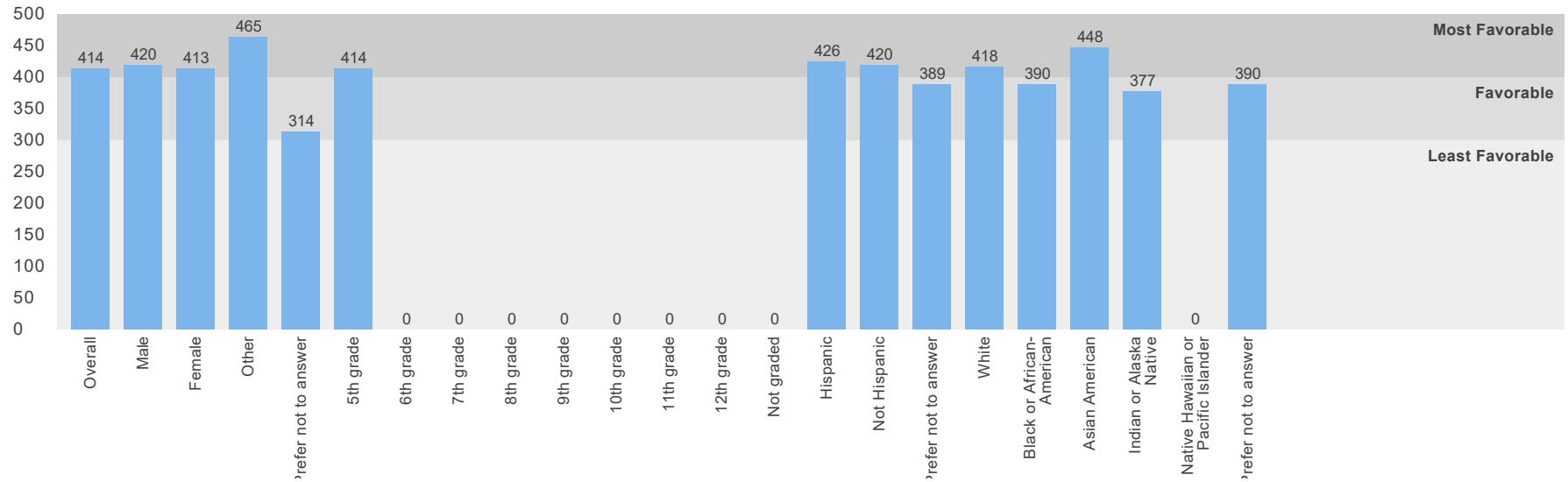
GLENMONT ES

Scale Scores by Demographic

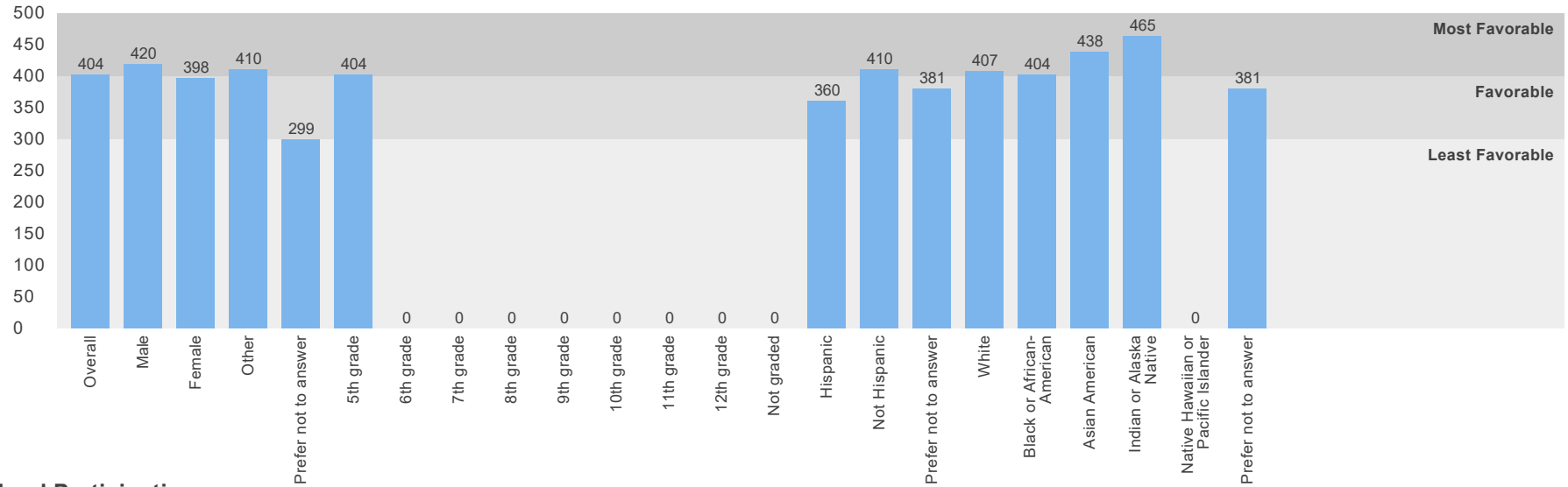
Engagement



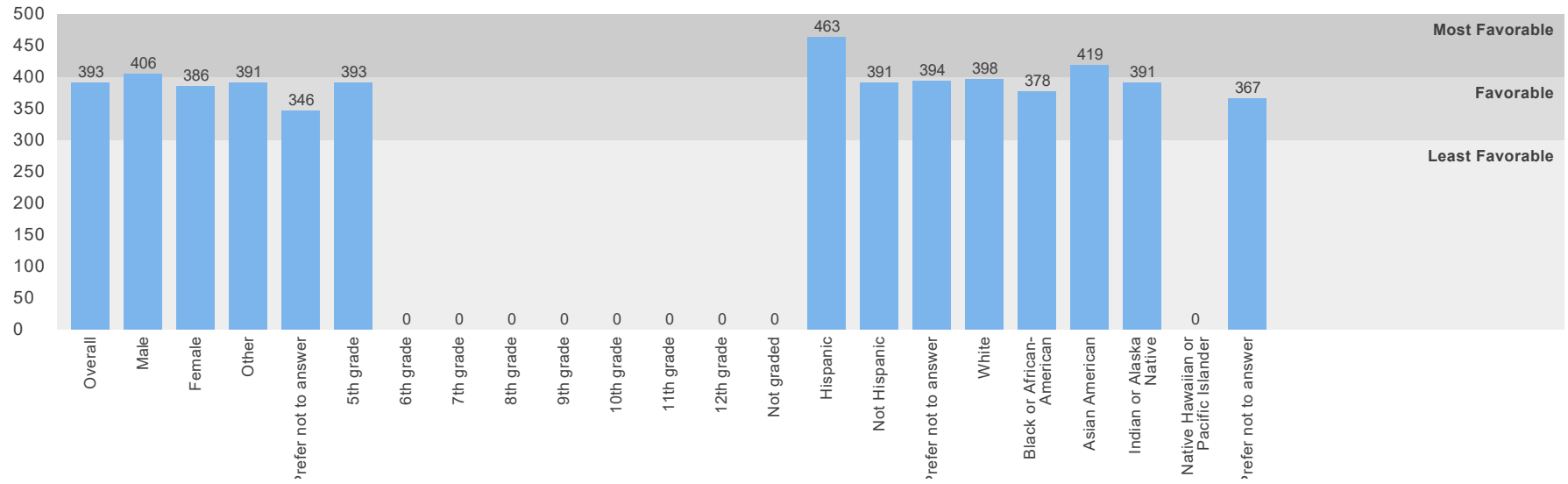
Cultural and Linguistic Competence



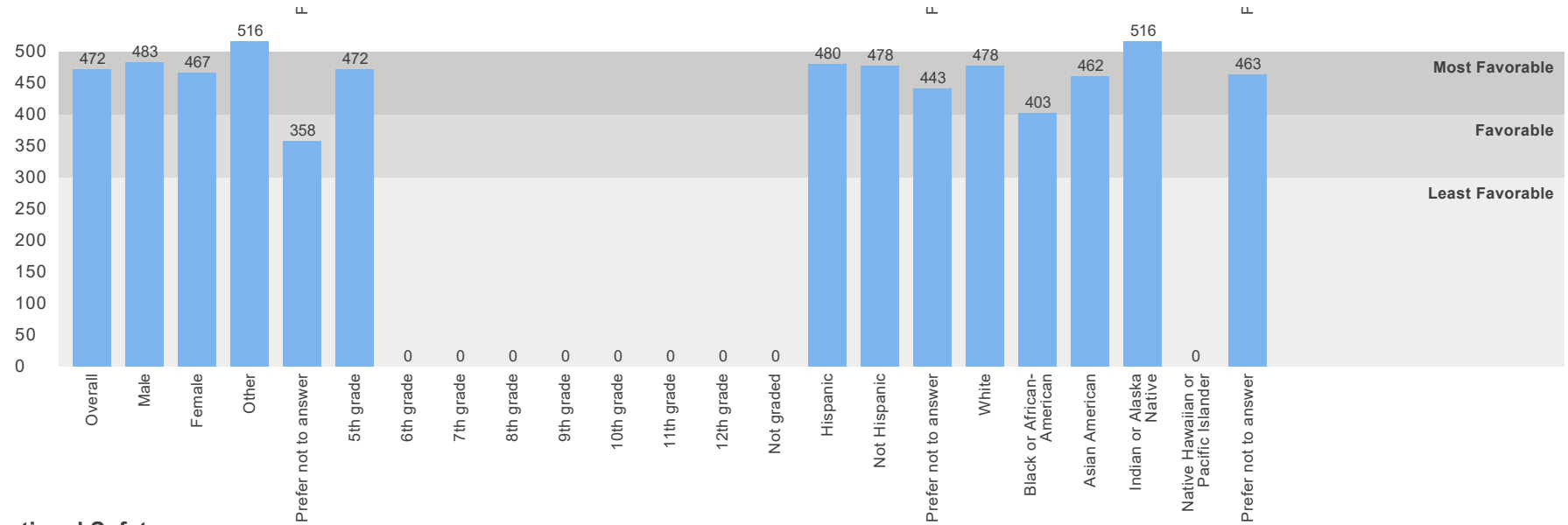
Relationships



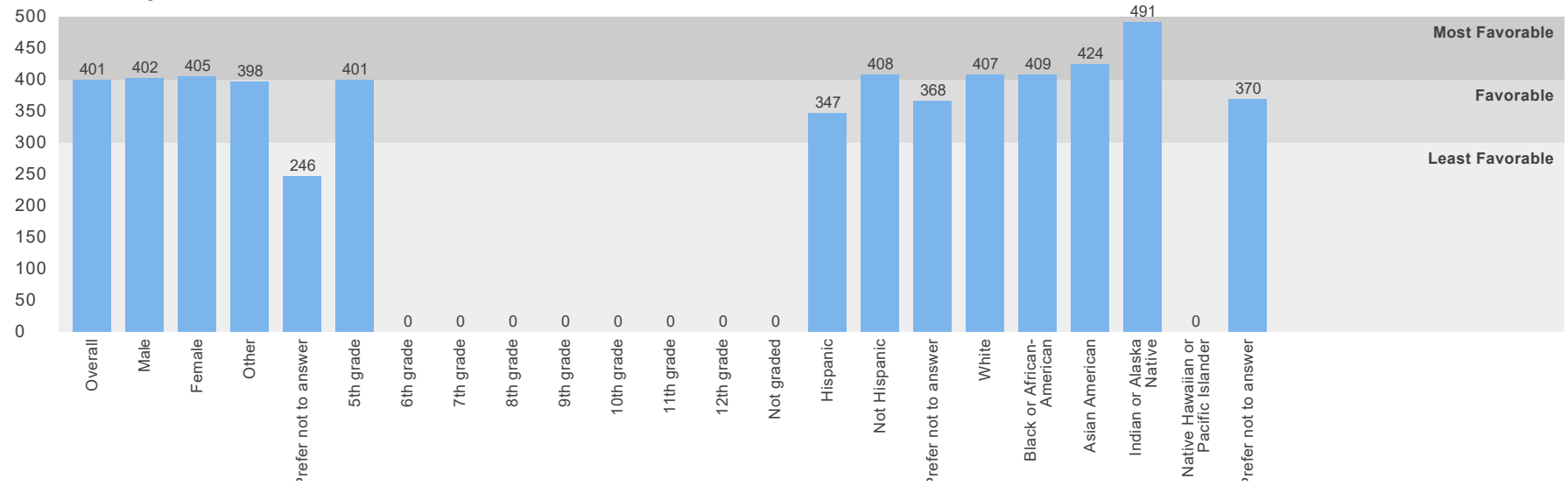
School Participation



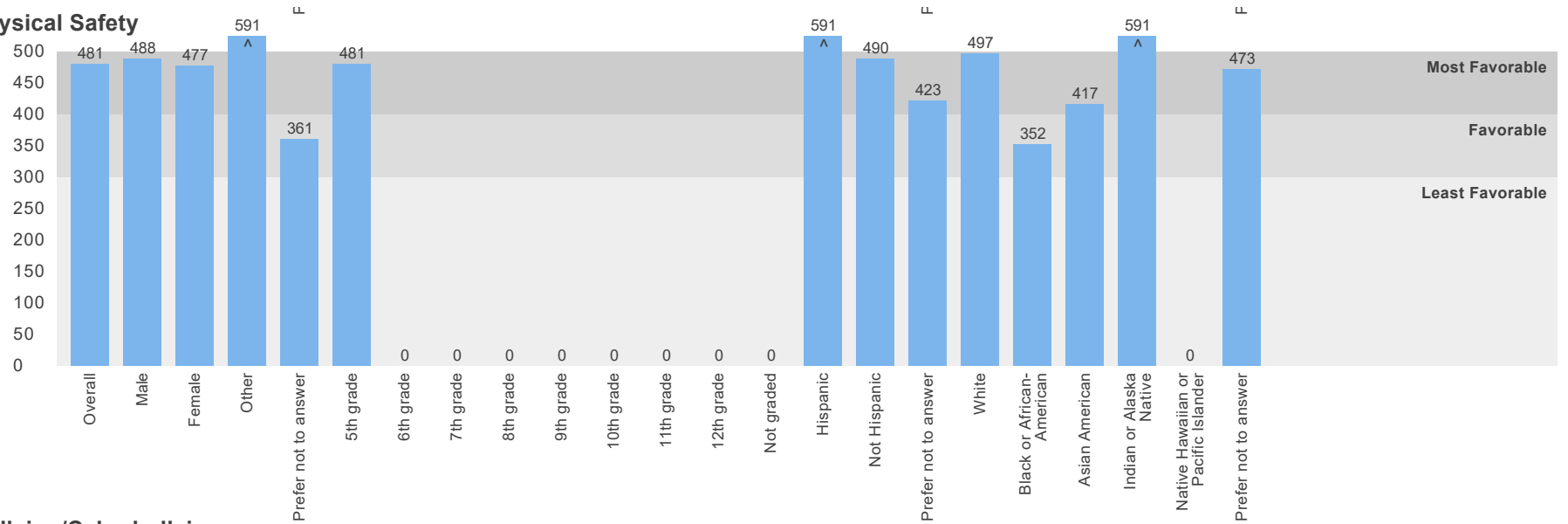
Safety



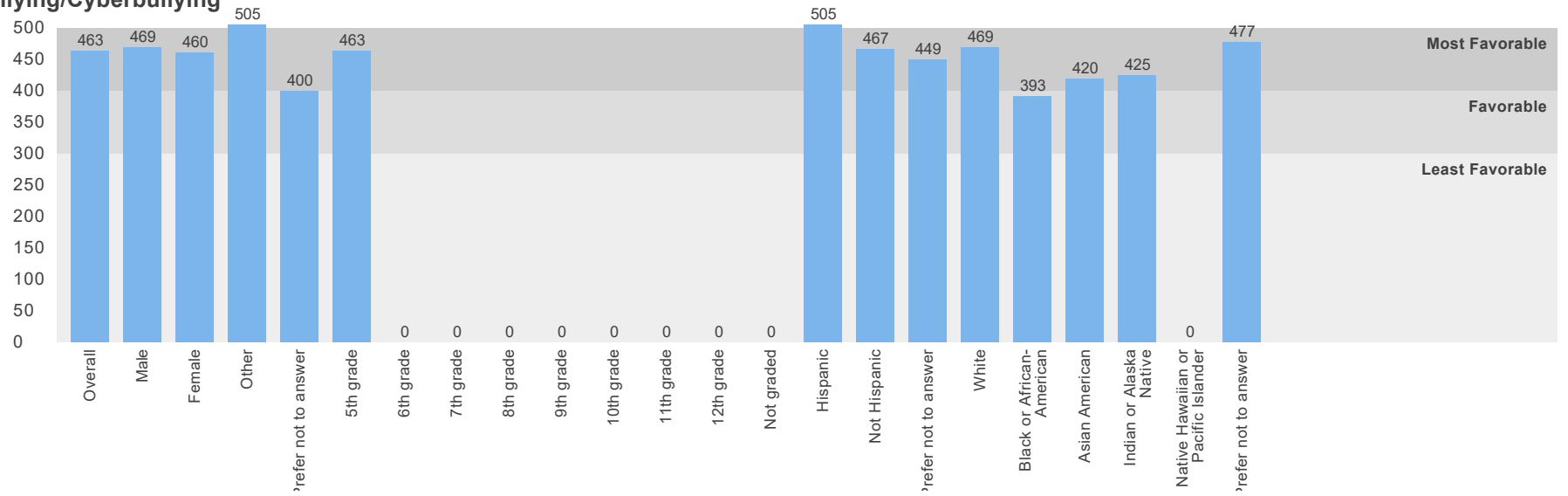
Emotional Safety



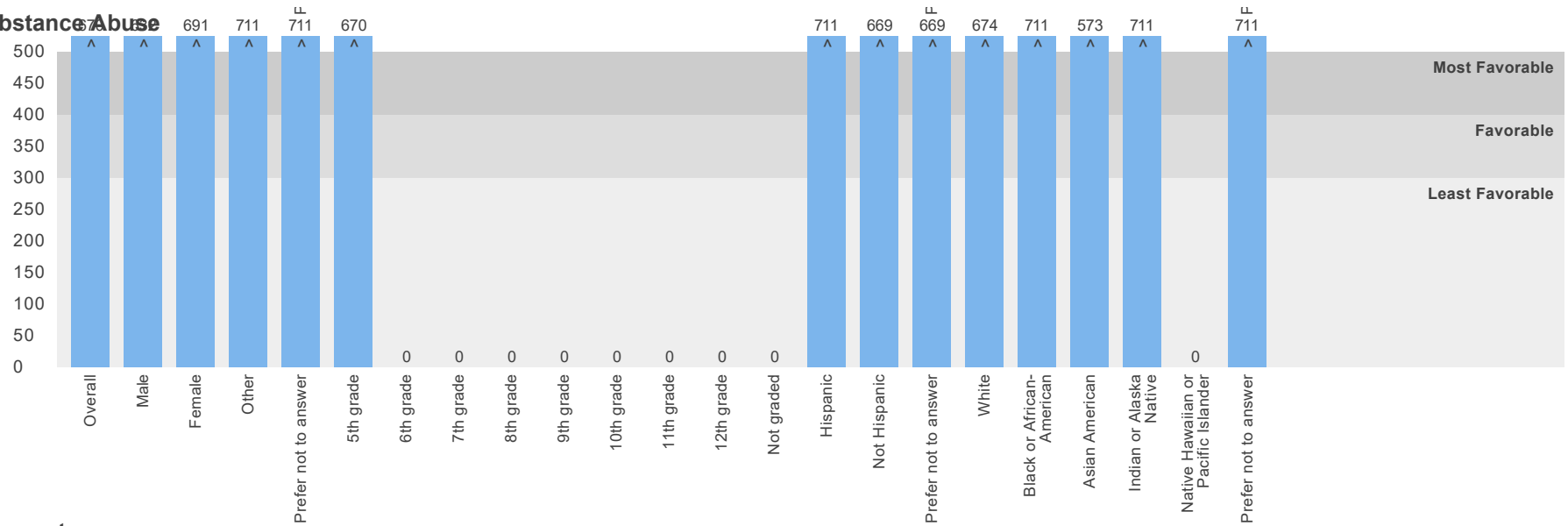
Physical Safety



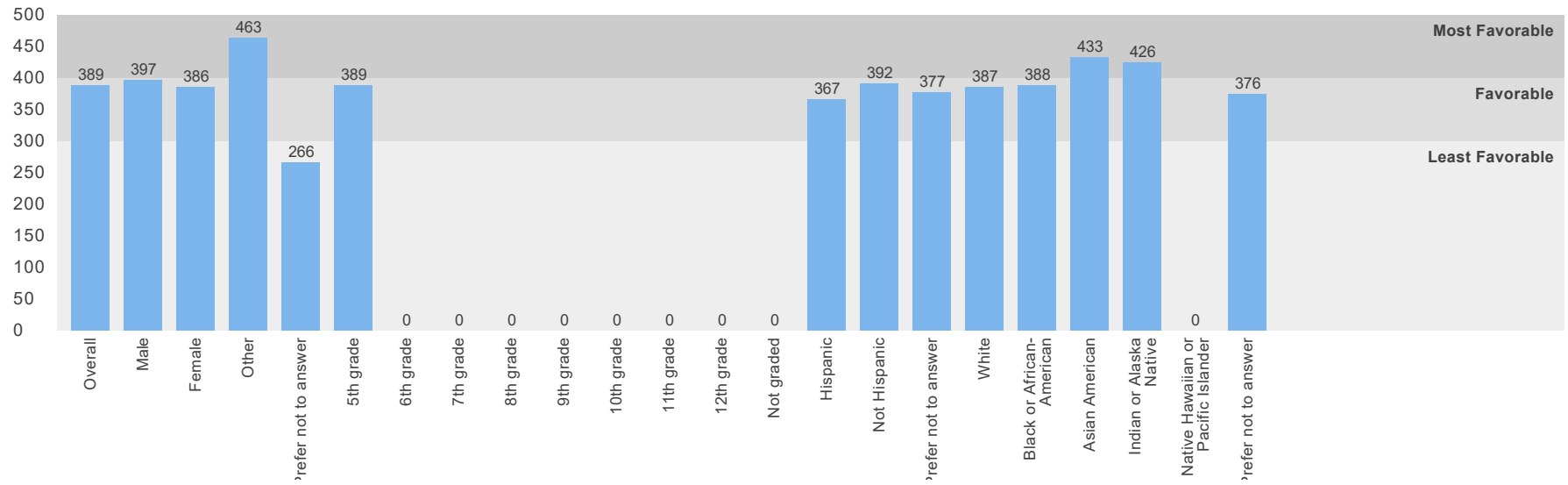
Bullying/Cyberbullying



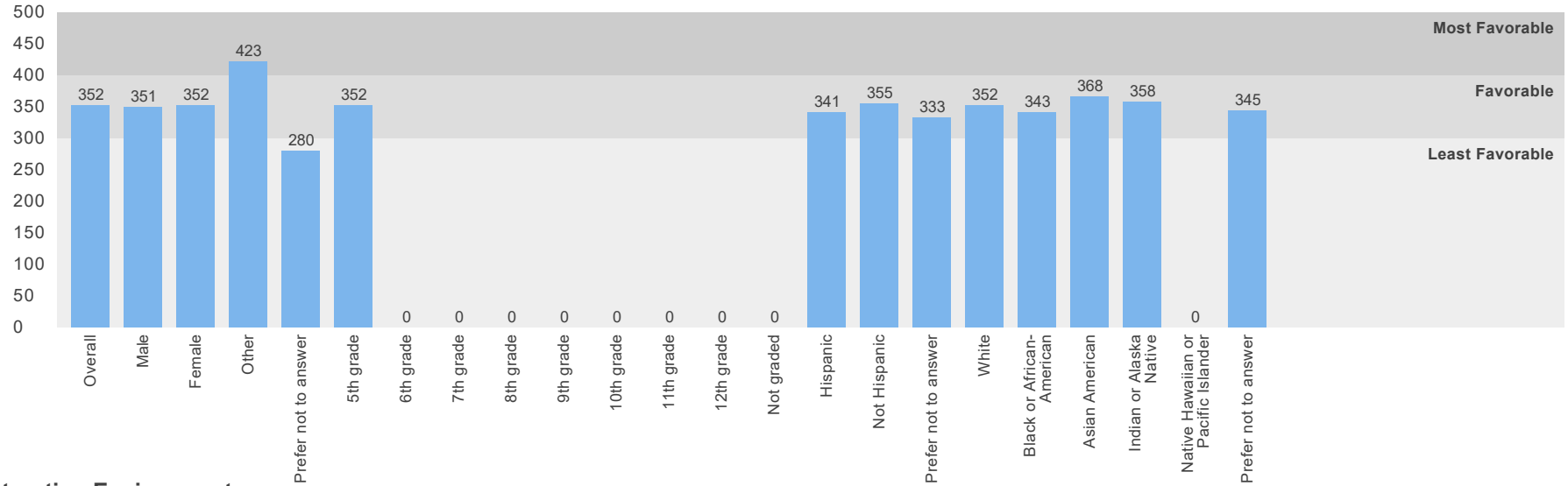
Substance Abuse



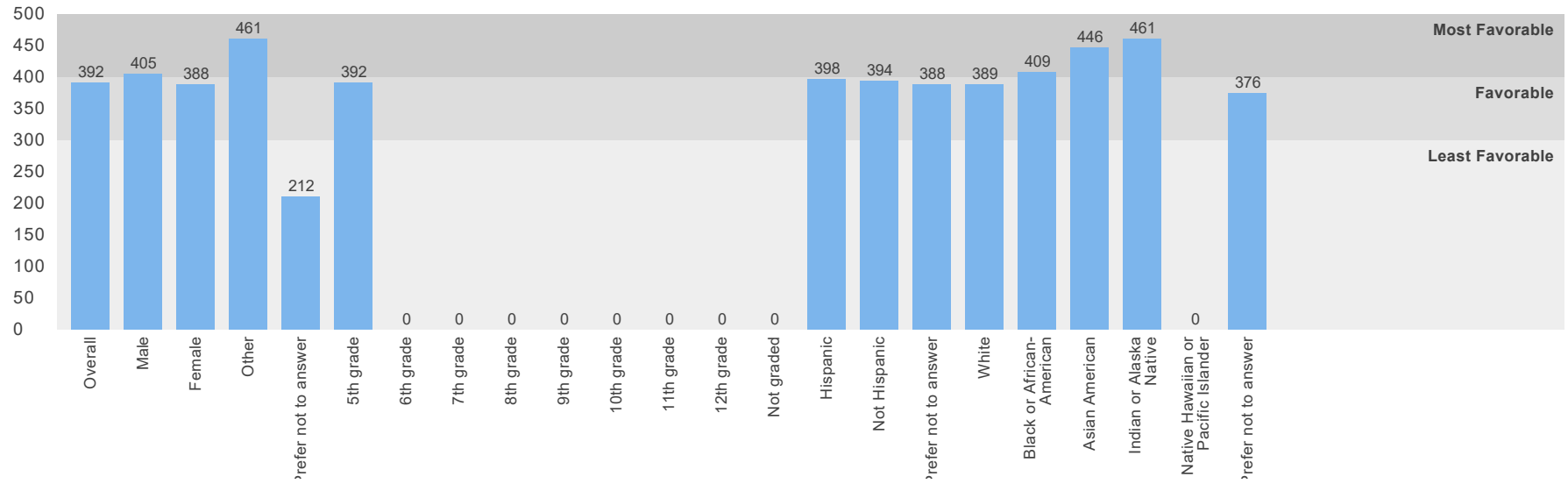
Environment



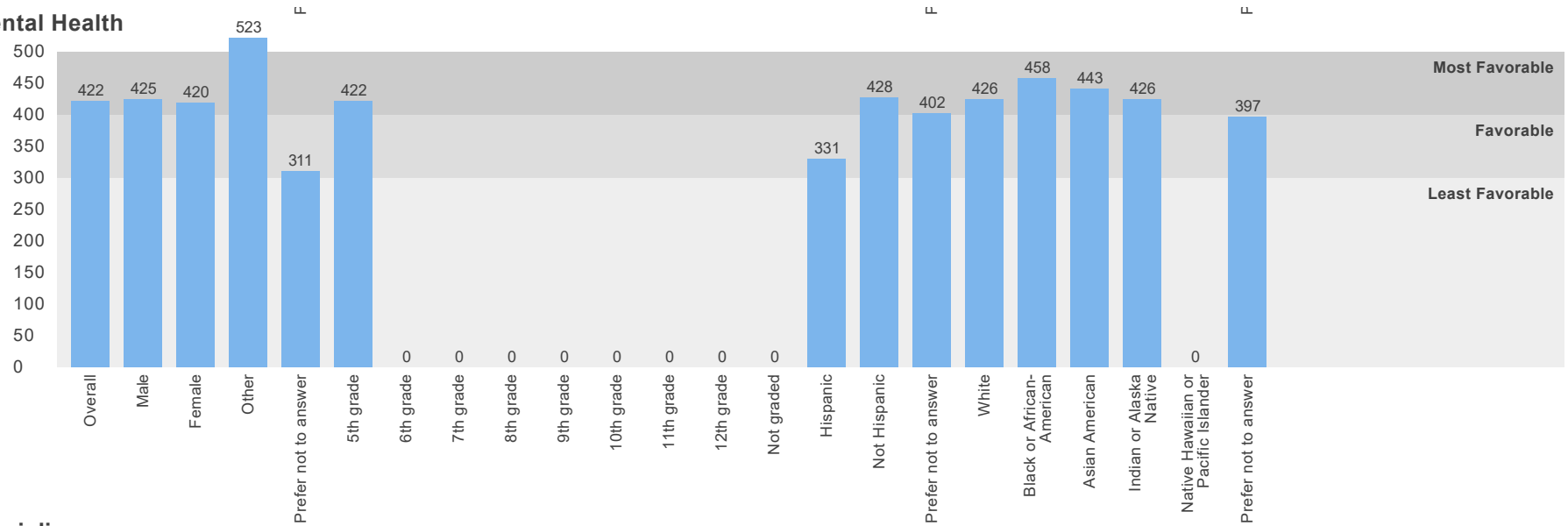
Physical Environment



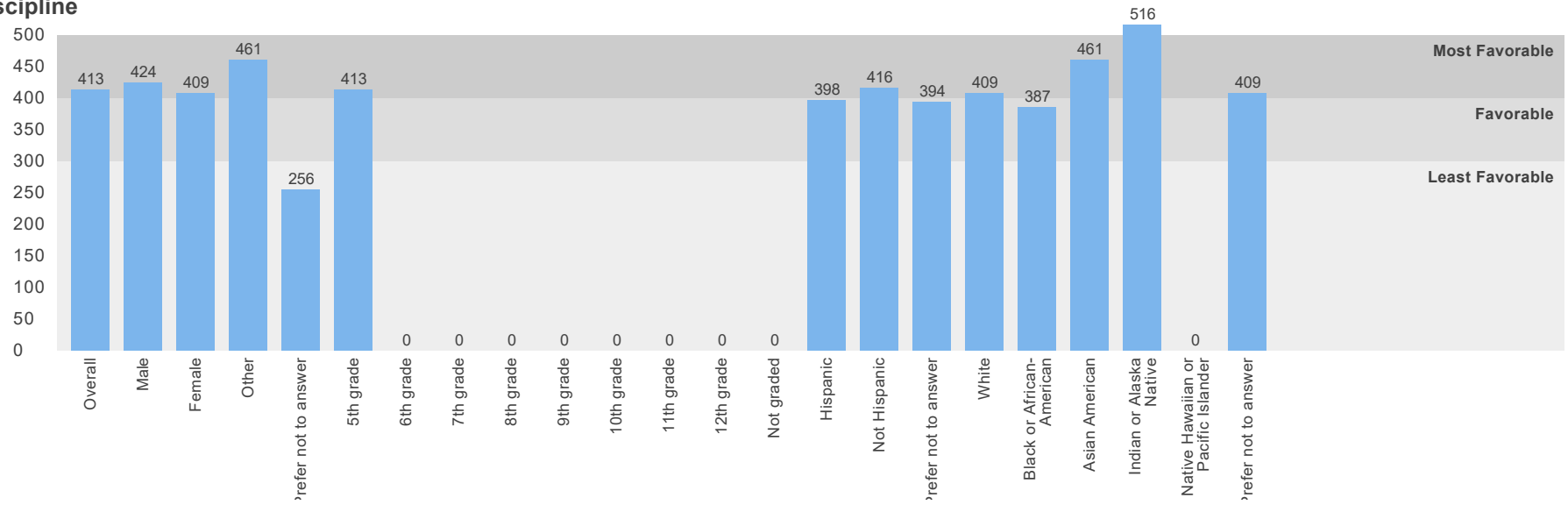
Instruction Environment



Mental Health



Discipline



Number of Submissions: 57

The top percentage is for this school, the bottom is for the district

	Male	Female	Other	Prefer not to answer
Are you male or female?	37%	60%	2%	2%
	49%	46%	2%	3%

	5th grade	6th grade	7th grade	8th grade	9th grade	10th grade	11th grade	12th grade	Not graded
What grade are you currently in at this school?	100%	0%	0%	0%	0%	0%	0%	0%	0%
	12%	12%	11%	13%	13%	14%	13%	12%	0%

	Hispanic	Not Hispanic	Prefer not to answer
Are you of Hispanic or Latino origin?	2%	84%	14%
	6%	84%	11%

	White	Black or African-American	Asian American	Indian or Alaska Native	Native Hawaiian or Pacific Islander	Prefer not to answer
What is your race?	70%	4%	11%	2%	0%	18%
	81%	5%	9%	2%	1%	7%

	Strongly Agree	Agree	Disagree	Strongly Disagree
All students are treated the same, regardless of whether their parents are rich or poor.	56%	37%	7%	0%
	31%	50%	16%	3%
Boys and girls are treated equally well.	48%	41%	6%	6%
	23%	47%	25%	6%
This school provides instructional materials (e.g., textbooks, handouts) that reflect my cultural background, ethnicity, and identity.	40%	53%	4%	4%
	25%	57%	15%	4%

Adults working at this school treat all students respectfully.	51% 24%	42% 50%	4% 20%	4% 6%
People of different cultural backgrounds, races, or ethnicities get along well at this school.	66% 39%	34% 53%	0% 6%	0% 1%
Teachers understand my problems.	40% 15%	49% 50%	9% 26%	2% 8%
Teachers are available when I need to talk with them.	41% 25%	55% 63%	4% 10%	0% 1%
It is easy to talk with teachers at this school.	43% 21%	39% 55%	18% 20%	0% 4%
My teachers help me feel good about myself.	49% 20%	46% 53%	5% 22%	0% 4%
I feel respected by other students.	27% 20%	64% 59%	9% 17%	0% 4%
If I am absent, there is a teacher or some other adult at school that will notice my absence.	70% 39%	28% 53%	2% 6%	0% 1%
I regularly attend school-sponsored events, such as school dances, sporting events, student performances, or other school activities.	37% 26%	53% 48%	11% 19%	0% 6%
I regularly participate in extra-curricular activities offered through this school, such as, school clubs or organizations, musical groups, sports teams, student government, or any other extra-curricular activities.	46% 31%	46% 45%	7% 18%	2% 6%
At this school, students have lots of chances to help decide things like class activities and rules.	11% 13%	49% 43%	32% 33%	9% 11%
I have lots of chances to be part of class discussions or activities.	56% 28%	37% 61%	7% 9%	0% 1%
I feel like I belong.	61% 26%	32% 53%	4% 15%	4% 6%
At this school, students talk about the importance of understanding their own feelings and the feelings of others.	29% 13%	57% 42%	11% 33%	4% 11%
I am happy to be at this school.	65% 25%	26% 50%	5% 16%	4% 8%

I feel like I am part of this school.	56% 25%	40% 55%	2% 15%	2% 5%
I feel socially accepted.	51% 25%	46% 56%	2% 14%	2% 5%
I feel safe at this school.	63% 32%	30% 57%	5% 9%	2% 3%
I sometimes stay home because I don't feel safe at this school.	2% 2%	9% 7%	25% 39%	65% 52%
Students at this school threaten to hurt other students.	4% 5%	7% 23%	32% 46%	57% 26%
Students at this school steal money, electronics, or other valuable things while at school.	2% 3%	2% 15%	12% 48%	84% 34%
Students at this school damage or destroy other students' property.	2% 4%	4% 21%	23% 48%	72% 27%
Students at this school fight a lot.	4% 4%	12% 19%	33% 53%	51% 23%
Students at this school are teased or picked on about their race or ethnicity.	2% 4%	5% 14%	14% 46%	79% 35%
Students at this school are teased or picked on about their cultural background or religion.	2% 4%	2% 14%	23% 47%	73% 35%
Students at this school are teased or picked on about their physical or mental disability.	2% 7%	7% 21%	26% 42%	65% 30%
Students at this school are teased or picked on about their real or perceived sexual orientation.	4% 9%	4% 25%	14% 38%	79% 28%
Students at this school are often bullied.	2% 6%	11% 20%	33% 53%	54% 21%
Students at this school try to stop bullying.	35% 12%	51% 47%	11% 33%	4% 9%
I know students who often spread mean rumors or lies about others at this school on the internet (i.e., Facebook™, email, and instant message).	9% 10%	14% 25%	30% 42%	47% 23%

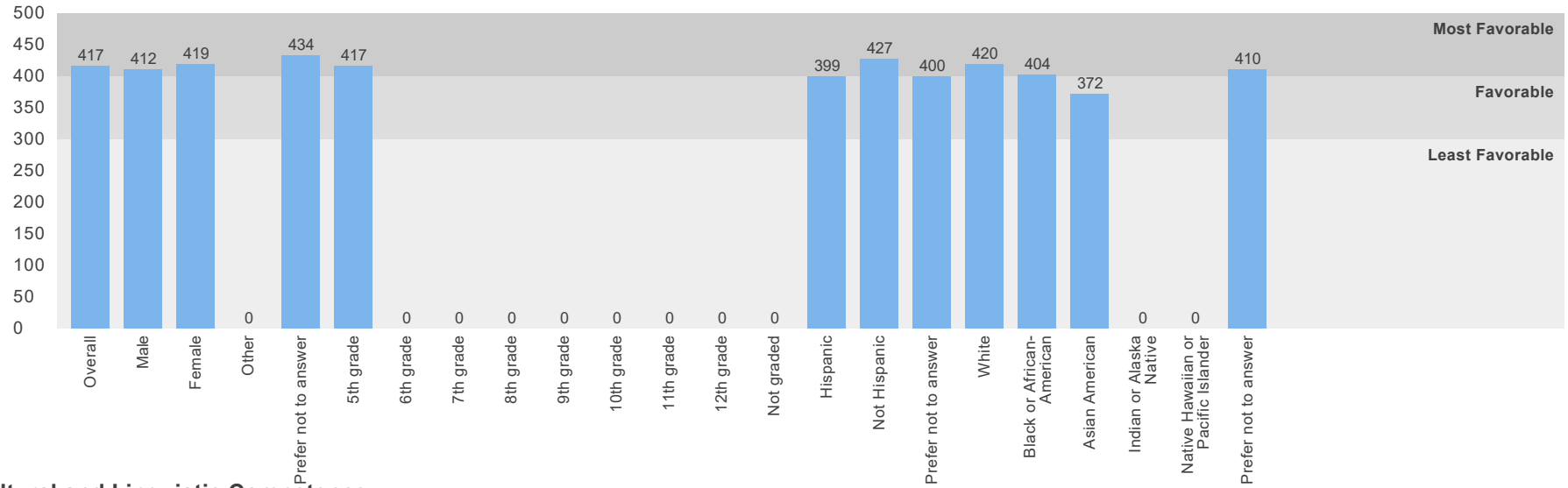
I know students who use/try alcohol or drugs while at school or school-sponsored events.	4% 9%	0% 18%	4% 32%	93% 41%
I know students at this school who think it is okay to smoke cigarettes or vape.	4% 15%	0% 24%	4% 25%	93% 35%
I know students at this school who think it is okay to get drunk.	4% 15%	0% 22%	4% 27%	93% 36%
I know students at this school who think it is okay to try drugs.	4% 14%	0% 22%	4% 27%	93% 37%
I know what to do if there is an emergency, natural disaster (tornado, flood) or a dangerous situation (e.g. violent person on campus) during the school day.	51% 28%	37% 53%	12% 14%	0% 5%
If I hear about a threat to school or student safety, I would report it to someone in authority.	60% 36%	32% 50%	5% 11%	4% 3%
The bathrooms in this school are clean.	5% 7%	34% 39%	39% 32%	21% 22%
The temperature in this school is comfortable all year round.	19% 11%	51% 40%	21% 30%	9% 19%
The school grounds are kept clean.	30% 14%	54% 67%	16% 16%	0% 4%
I think that students are proud of how this school looks on the outside.	37% 15%	56% 61%	5% 19%	2% 6%
Broken things at this school get fixed quickly.	21% 13%	53% 49%	21% 29%	5% 9%
My teachers praise me when I work hard in school.	32% 15%	47% 49%	12% 29%	9% 7%
My teachers give me individual attention when I need it.	47% 18%	40% 63%	7% 16%	5% 4%
My teachers often connect what I am learning to life outside the classroom.	33% 12%	47% 47%	16% 33%	4% 8%
The things I'm learning in school are important to me.	53% 17%	37% 51%	11% 24%	0% 8%

My teachers expect me to do my best all the time.	56% 35%	32% 57%	9% 7%	4% 1%
My teachers really care about me.	56% 21%	40% 56%	4% 18%	0% 5%
I can talk to my teachers about problems I am having in class.	56% 22%	40% 60%	2% 15%	2% 3%
I stop and think before doing anything when I get angry.	30% 21%	59% 60%	11% 16%	0% 4%
I try to work out my disagreements with other students by talking to them.	42% 19%	49% 63%	7% 15%	2% 3%
My teachers make it clear to me when I have misbehaved in class.	46% 23%	46% 65%	7% 10%	2% 2%
Adults working at this school reward students for positive behavior.	40% 14%	47% 48%	11% 30%	2% 7%
Adults working at this school help students develop strategies to understand and control their feelings and actions.	67% 19%	30% 52%	4% 24%	0% 6%
School rules are applied equally to all students.	68% 24%	21% 44%	2% 22%	9% 11%
Discipline is fair.	42% 17%	39% 55%	14% 20%	5% 8%

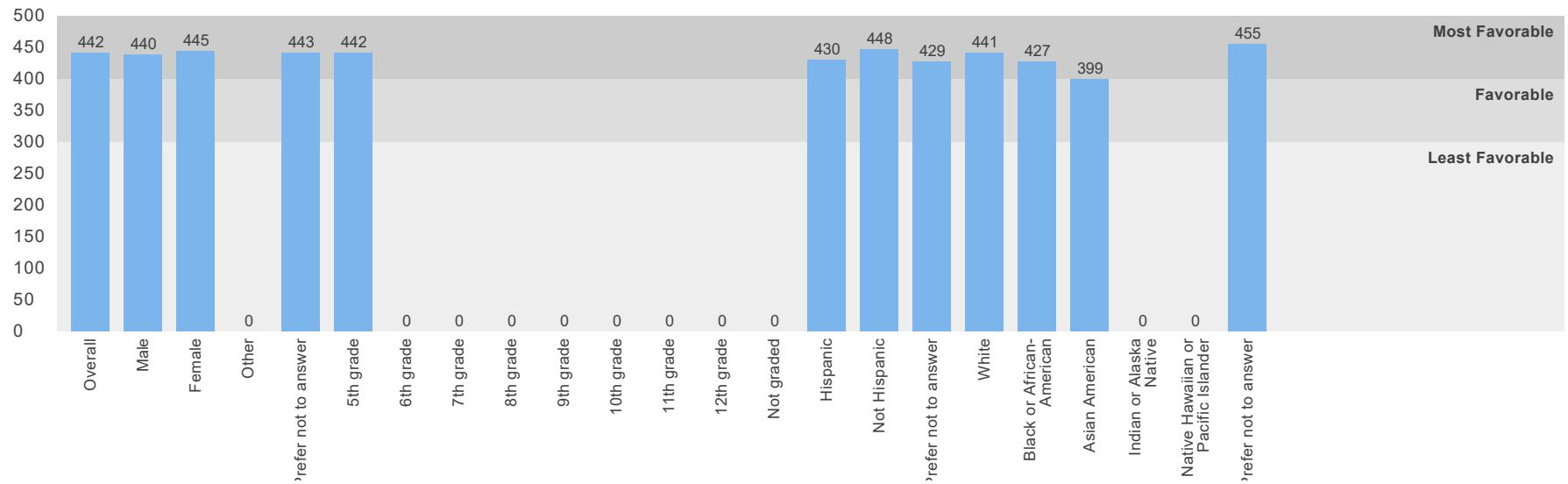
HAMAGRAEL ES

Scale Scores by Demographic

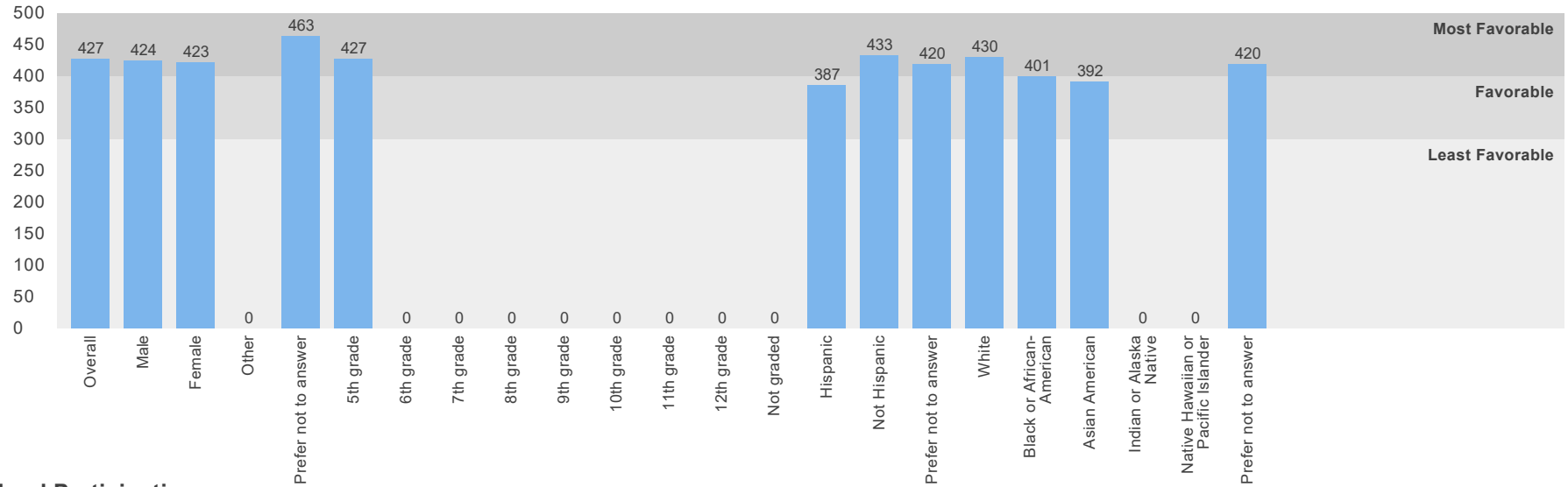
Engagement



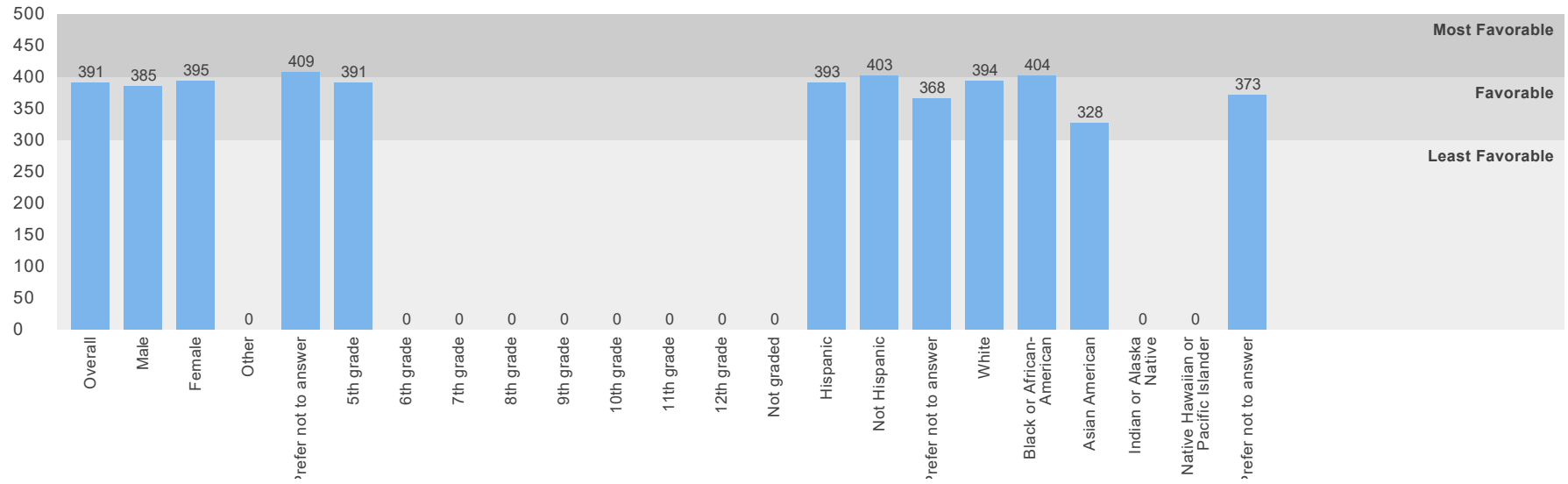
Cultural and Linguistic Competence



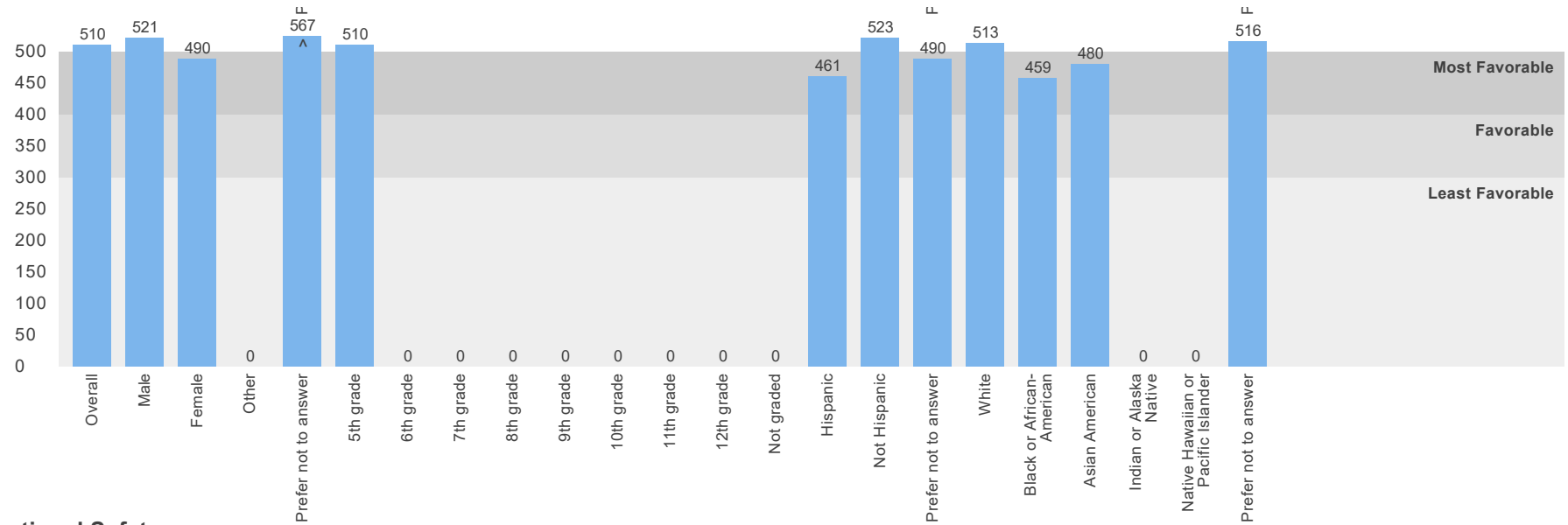
Relationships



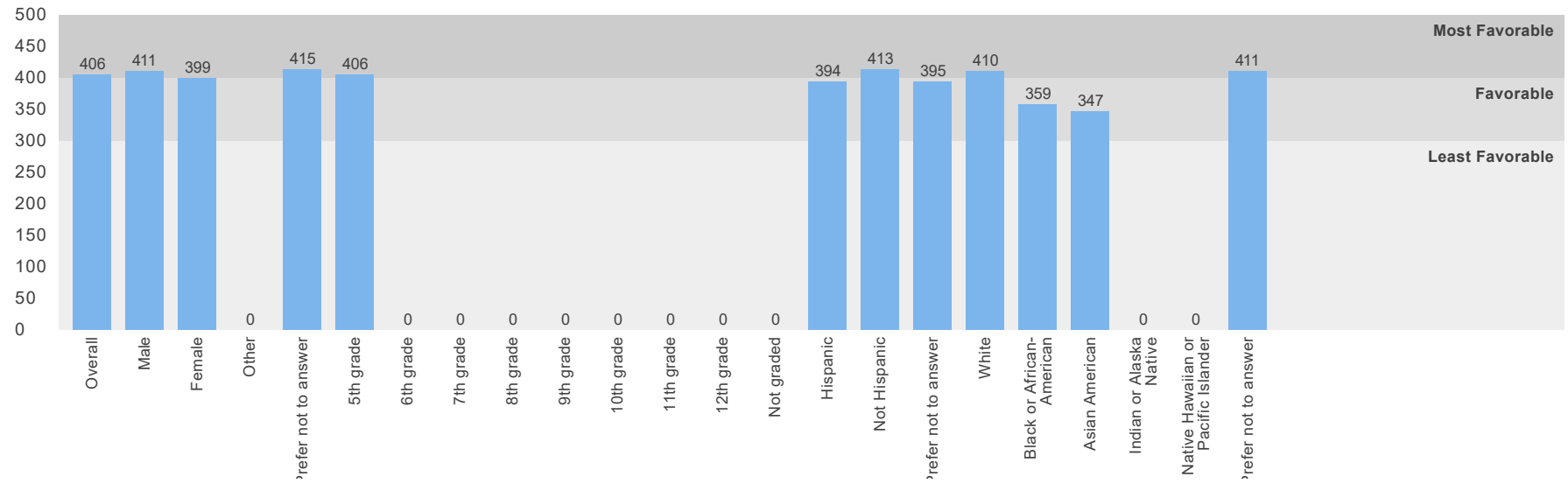
School Participation



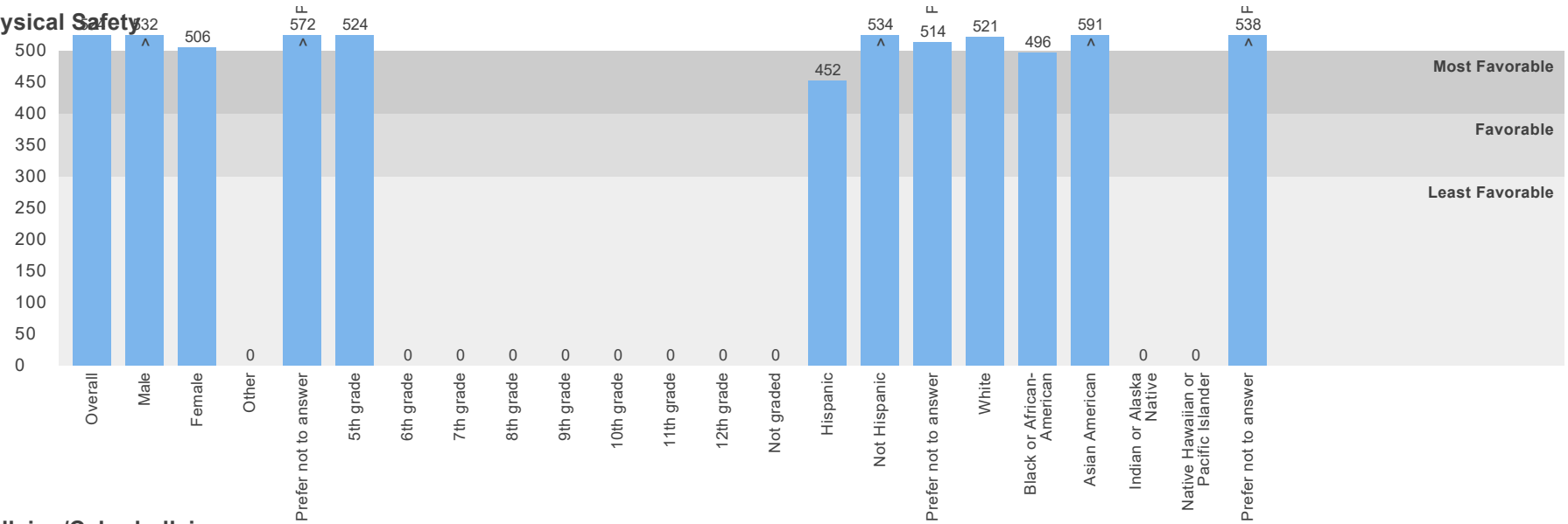
Safety



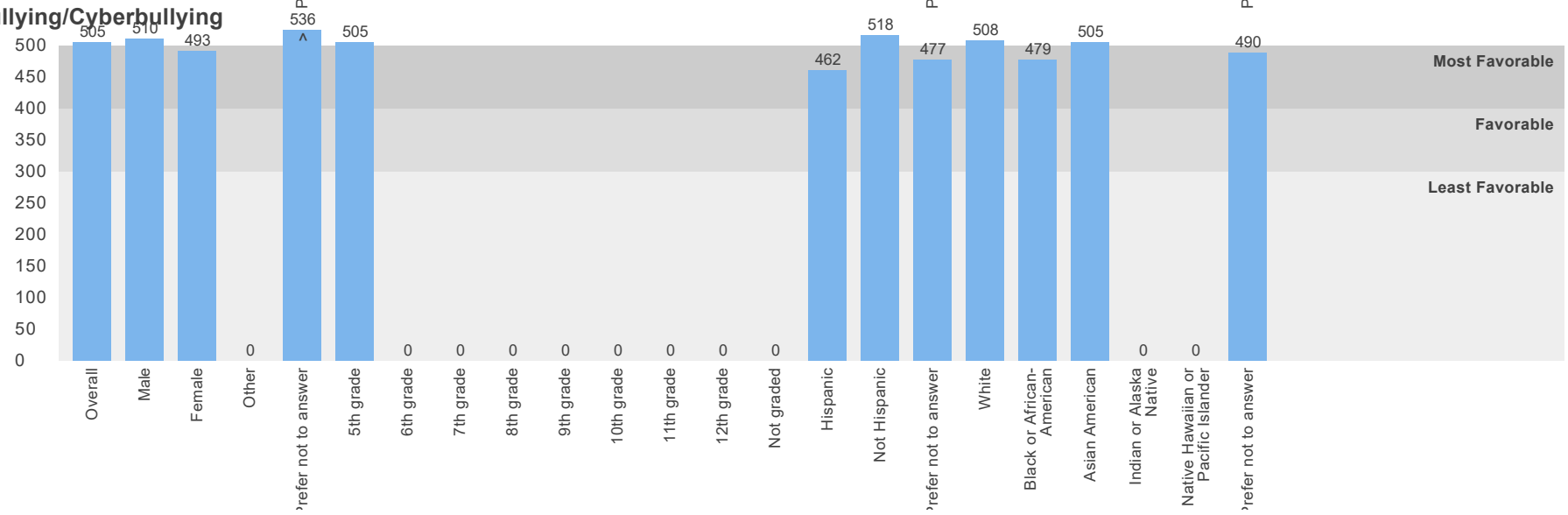
Emotional Safety



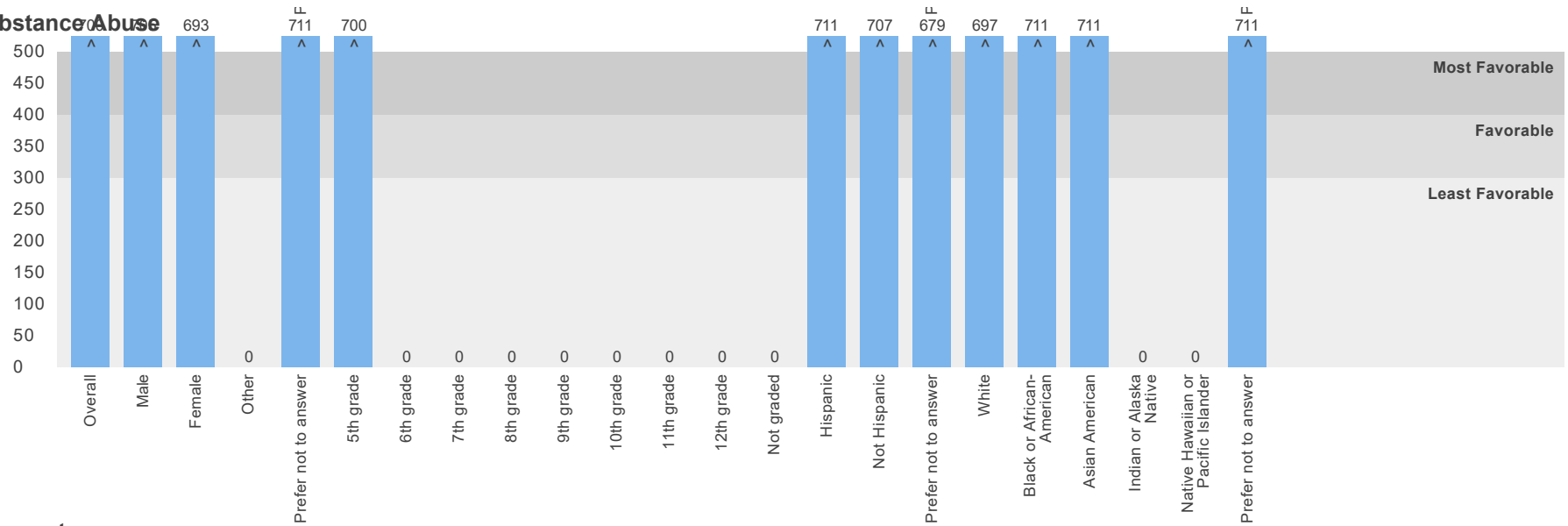
Physical Safety



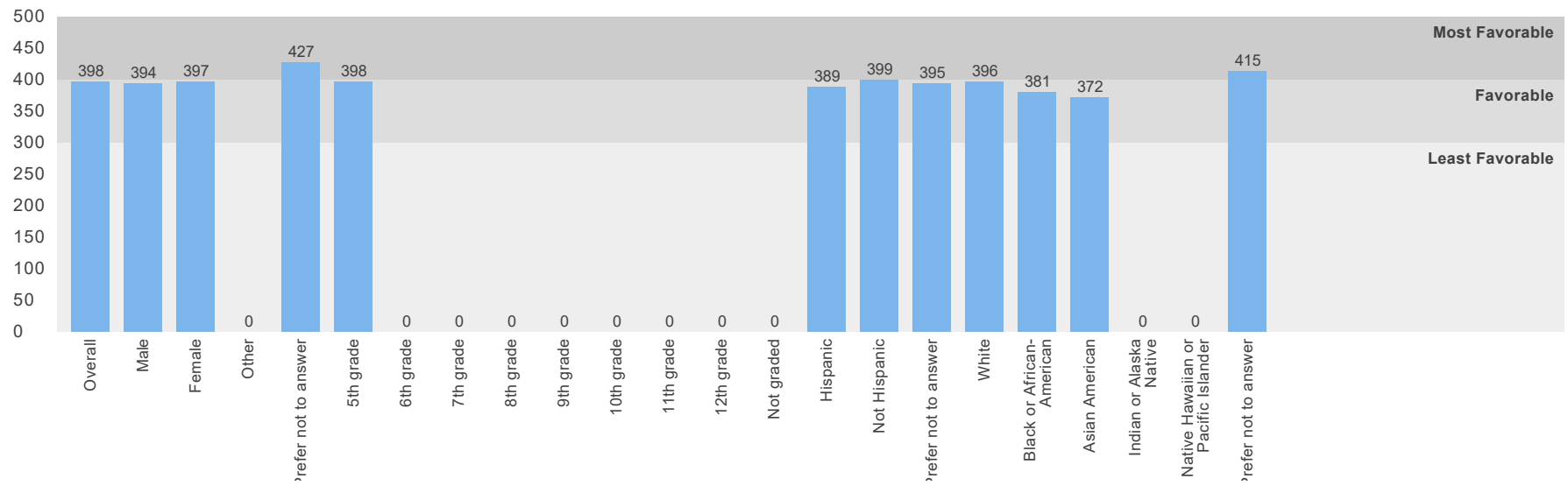
Bullying/Cyberbullying



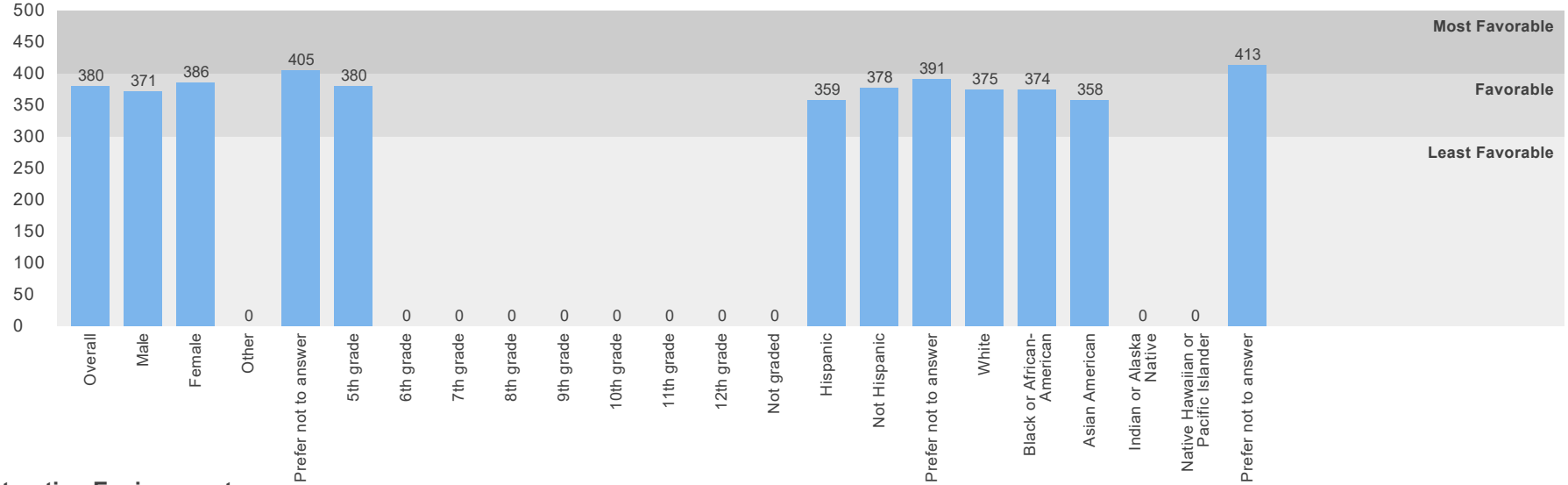
Substance Abuse



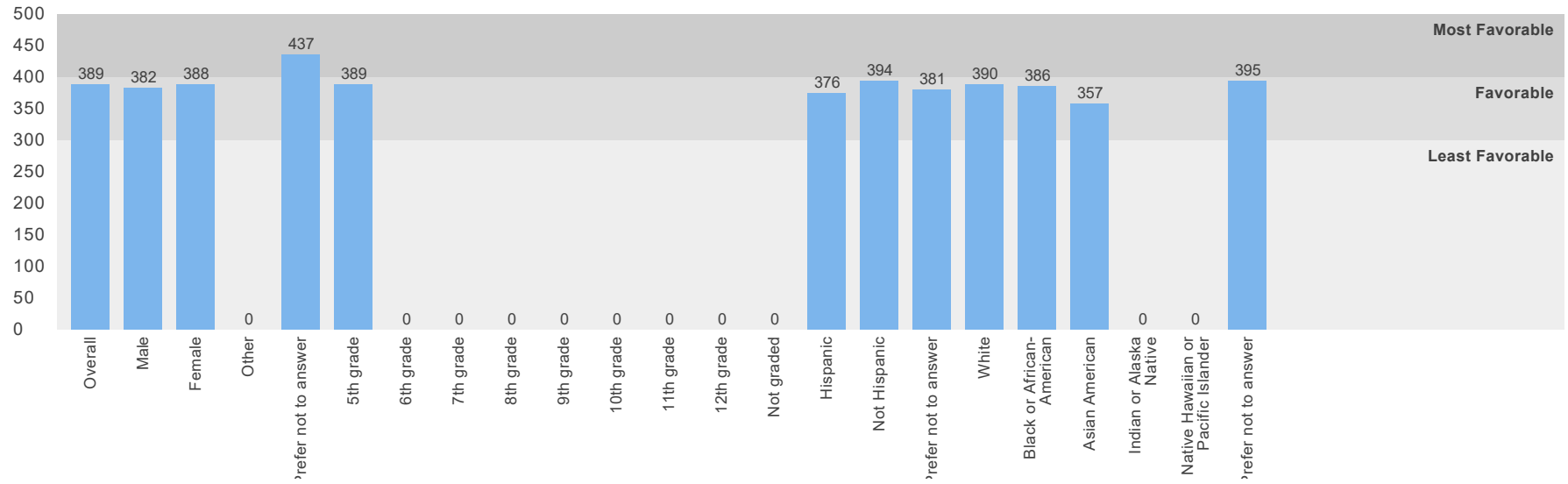
Environment



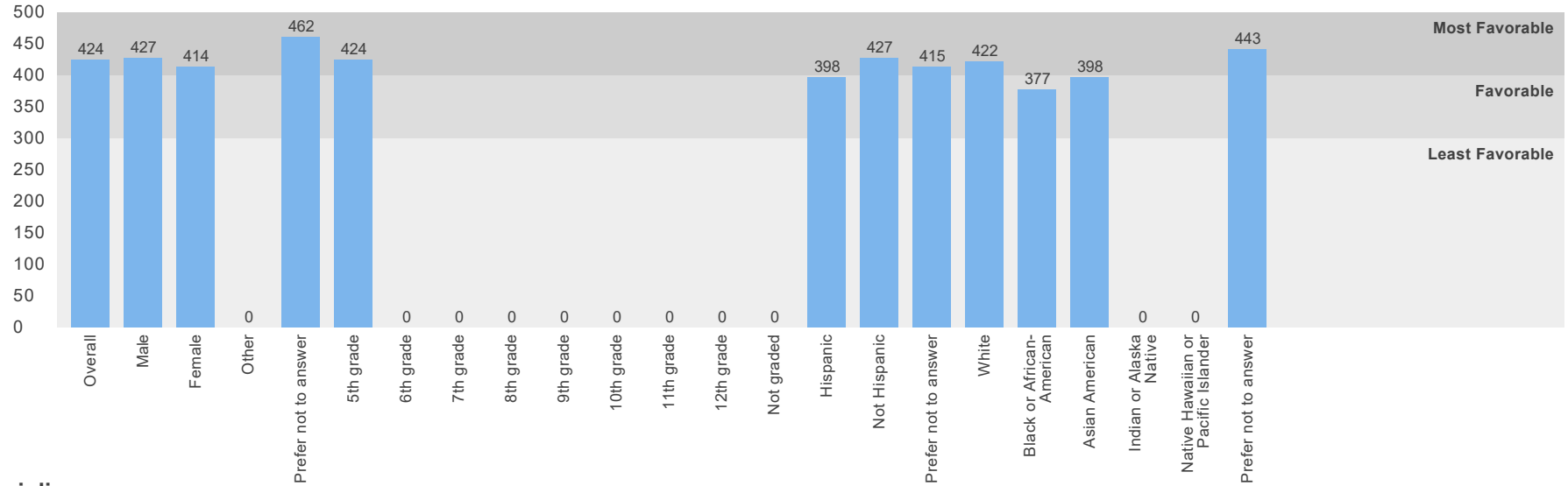
Physical Environment



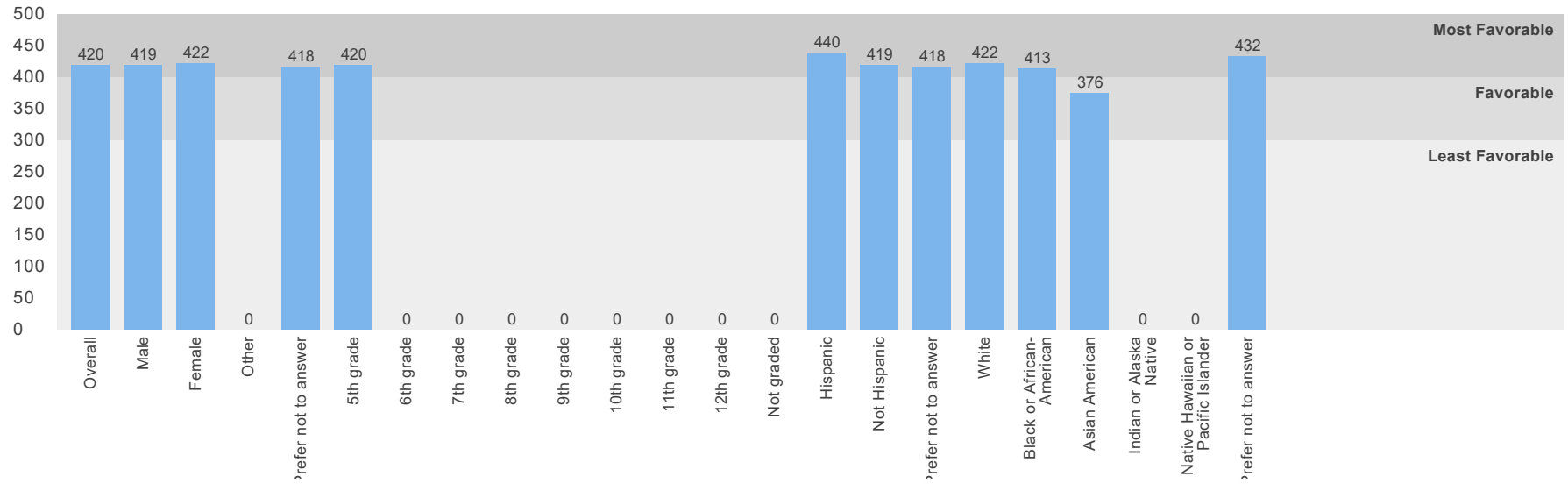
Instruction Environment



Mental Health



Discipline



Number of Submissions: 51

The top percentage is for this school, the bottom is for the district

	Male	Female	Other	Prefer not to answer
Are you male or female?	47%	45%	0%	8%
	49%	46%	2%	3%

	5th grade	6th grade	7th grade	8th grade	9th grade	10th grade	11th grade	12th grade	Not graded
What grade are you currently in at this school?	100%	0%	0%	0%	0%	0%	0%	0%	0%
	12%	12%	11%	13%	13%	14%	13%	12%	0%

	Hispanic	Not Hispanic	Prefer not to answer
Are you of Hispanic or Latino origin?	6%	66%	28%
	6%	84%	11%

	White	Black or African-American	Asian American	Indian or Alaska Native	Native Hawaiian or Pacific Islander	Prefer not to answer
What is your race?	78%	6%	2%	0%	0%	16%
	81%	5%	9%	2%	1%	7%

	Strongly Agree	Agree	Disagree	Strongly Disagree
All students are treated the same, regardless of whether their parents are rich or poor.	82%	14%	4%	0%
	31%	50%	16%	3%
Boys and girls are treated equally well.	63%	31%	6%	0%
	23%	47%	25%	6%
This school provides instructional materials (e.g., textbooks, handouts) that reflect my cultural background, ethnicity, and identity.	50%	46%	4%	0%
	25%	57%	15%	4%

Adults working at this school treat all students respectfully.	55% 24%	41% 50%	4% 20%	0% 6%
People of different cultural backgrounds, races, or ethnicities get along well at this school.	76% 39%	22% 53%	2% 6%	0% 1%
Teachers understand my problems.	47% 15%	45% 50%	6% 26%	2% 8%
Teachers are available when I need to talk with them.	55% 25%	41% 63%	4% 10%	0% 1%
It is easy to talk with teachers at this school.	55% 21%	37% 55%	8% 20%	0% 4%
My teachers help me feel good about myself.	51% 20%	43% 53%	6% 22%	0% 4%
I feel respected by other students.	47% 20%	43% 59%	10% 17%	0% 4%
If I am absent, there is a teacher or some other adult at school that will notice my absence.	82% 39%	18% 53%	0% 6%	0% 1%
I regularly attend school-sponsored events, such as school dances, sporting events, student performances, or other school activities.	38% 26%	46% 48%	12% 19%	4% 6%
I regularly participate in extra-curricular activities offered through this school, such as, school clubs or organizations, musical groups, sports teams, student government, or any other extra-curricular activities.	33% 31%	39% 45%	20% 18%	8% 6%
At this school, students have lots of chances to help decide things like class activities and rules.	18% 13%	55% 43%	22% 33%	6% 11%
I have lots of chances to be part of class discussions or activities.	59% 28%	35% 61%	6% 9%	0% 1%
I feel like I belong.	61% 26%	31% 53%	6% 15%	2% 6%
At this school, students talk about the importance of understanding their own feelings and the feelings of others.	35% 13%	45% 42%	16% 33%	4% 11%
I am happy to be at this school.	73% 25%	25% 50%	0% 16%	2% 8%

I feel like I am part of this school.	67% 25%	27% 55%	4% 15%	2% 5%
I feel socially accepted.	56% 25%	34% 56%	10% 14%	0% 5%
I feel safe at this school.	69% 32%	31% 57%	0% 9%	0% 3%
I sometimes stay home because I don't feel safe at this school.	0% 2%	0% 7%	12% 39%	88% 52%
Students at this school threaten to hurt other students.	0% 5%	8% 23%	25% 46%	67% 26%
Students at this school steal money, electronics, or other valuable things while at school.	0% 3%	2% 15%	6% 48%	92% 34%
Students at this school damage or destroy other students' property.	2% 4%	2% 21%	14% 48%	82% 27%
Students at this school fight a lot.	0% 4%	6% 19%	31% 53%	63% 23%
Students at this school are teased or picked on about their race or ethnicity.	0% 4%	4% 14%	8% 46%	88% 35%
Students at this school are teased or picked on about their cultural background or religion.	0% 4%	0% 14%	8% 47%	92% 35%
Students at this school are teased or picked on about their physical or mental disability.	0% 7%	4% 21%	20% 42%	76% 30%
Students at this school are teased or picked on about their real or perceived sexual orientation.	0% 9%	4% 25%	16% 38%	80% 28%
Students at this school are often bullied.	0% 6%	8% 20%	37% 53%	55% 21%
Students at this school try to stop bullying.	35% 12%	45% 47%	10% 33%	10% 9%
I know students who often spread mean rumors or lies about others at this school on the internet (i.e., Facebook™, email, and instant message).	2% 10%	8% 25%	14% 42%	76% 23%

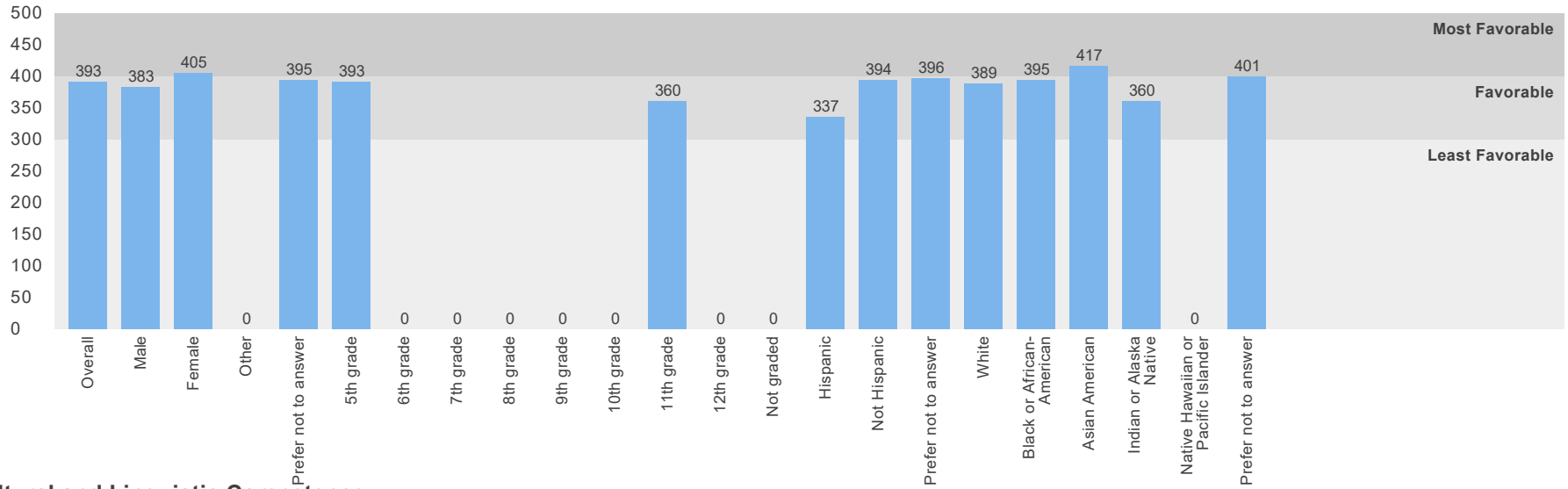
I know students who use/try alcohol or drugs while at school or school-sponsored events.	0% 9%	2% 18%	0% 32%	98% 41%
I know students at this school who think it is okay to smoke cigarettes or vape.	0% 15%	2% 24%	0% 25%	98% 35%
I know students at this school who think it is okay to get drunk.	0% 15%	0% 22%	4% 27%	96% 36%
I know students at this school who think it is okay to try drugs.	0% 14%	0% 22%	2% 27%	98% 37%
I know what to do if there is an emergency, natural disaster (tornado, flood) or a dangerous situation (e.g. violent person on campus) during the school day.	42% 28%	48% 53%	4% 14%	6% 5%
If I hear about a threat to school or student safety, I would report it to someone in authority.	73% 36%	24% 50%	0% 11%	2% 3%
The bathrooms in this school are clean.	18% 7%	56% 39%	22% 32%	4% 22%
The temperature in this school is comfortable all year round.	28% 11%	48% 40%	24% 30%	0% 19%
The school grounds are kept clean.	28% 14%	62% 67%	10% 16%	0% 4%
I think that students are proud of how this school looks on the outside.	42% 15%	50% 61%	8% 19%	0% 6%
Broken things at this school get fixed quickly.	34% 13%	56% 49%	10% 29%	0% 9%
My teachers praise me when I work hard in school.	35% 15%	57% 49%	8% 29%	0% 7%
My teachers give me individual attention when I need it.	46% 18%	52% 63%	2% 16%	0% 4%
My teachers often connect what I am learning to life outside the classroom.	18% 12%	56% 47%	24% 33%	2% 8%
The things I'm learning in school are important to me.	24% 17%	61% 51%	10% 24%	4% 8%

My teachers expect me to do my best all the time.	68% 35%	28% 57%	2% 7%	2% 1%
My teachers really care about me.	58% 21%	42% 56%	0% 18%	0% 5%
I can talk to my teachers about problems I am having in class.	52% 22%	40% 60%	8% 15%	0% 3%
I stop and think before doing anything when I get angry.	37% 21%	57% 60%	4% 16%	2% 4%
I try to work out my disagreements with other students by talking to them.	41% 19%	49% 63%	8% 15%	2% 3%
My teachers make it clear to me when I have misbehaved in class.	58% 23%	34% 65%	6% 10%	2% 2%
Adults working at this school reward students for positive behavior.	32% 14%	48% 48%	18% 30%	2% 7%
Adults working at this school help students develop strategies to understand and control their feelings and actions.	70% 19%	30% 52%	0% 24%	0% 6%
School rules are applied equally to all students.	68% 24%	28% 44%	4% 22%	0% 11%
Discipline is fair.	52% 17%	40% 55%	6% 20%	2% 8%

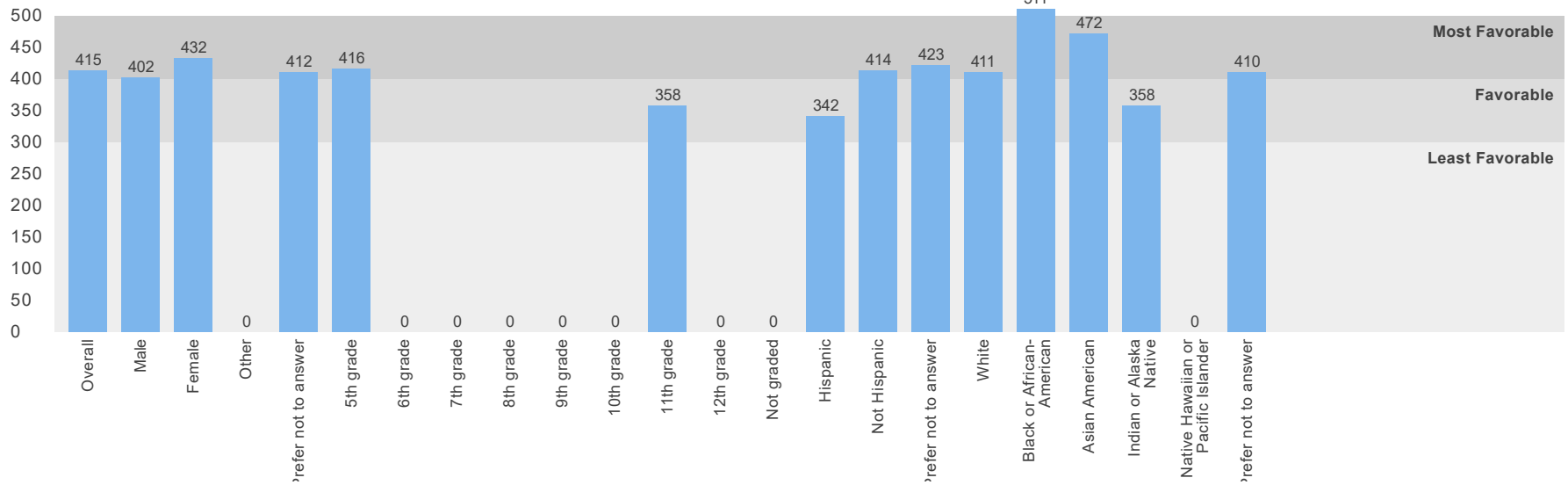
SLINGERLANDS ES

Scale Scores by Demographic

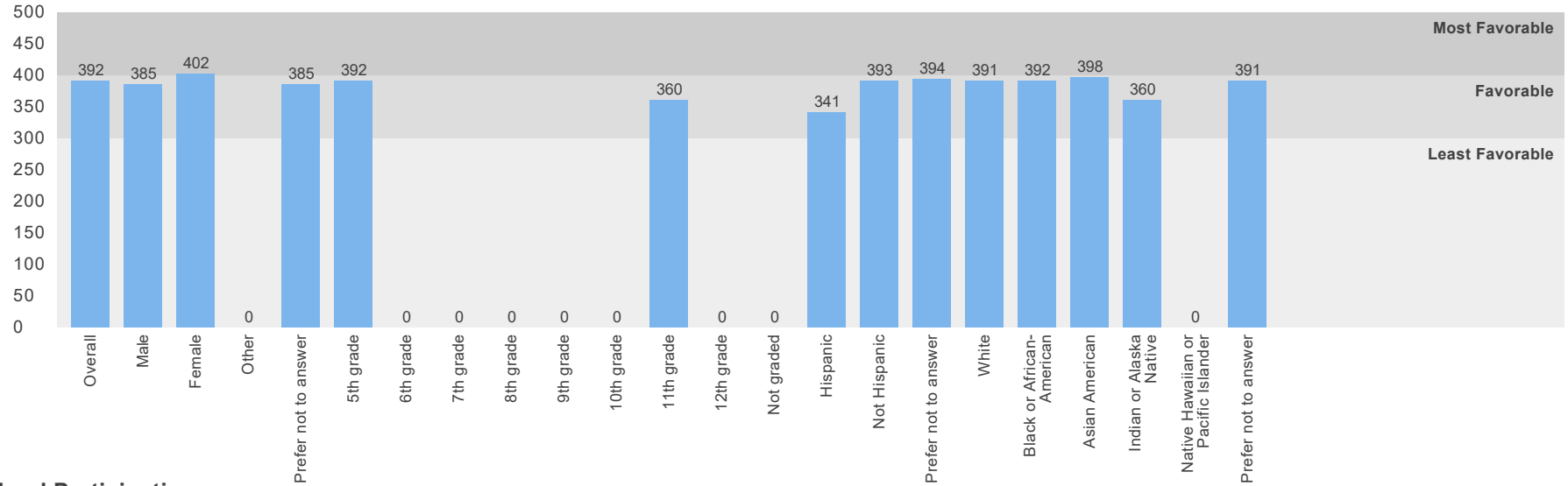
Engagement



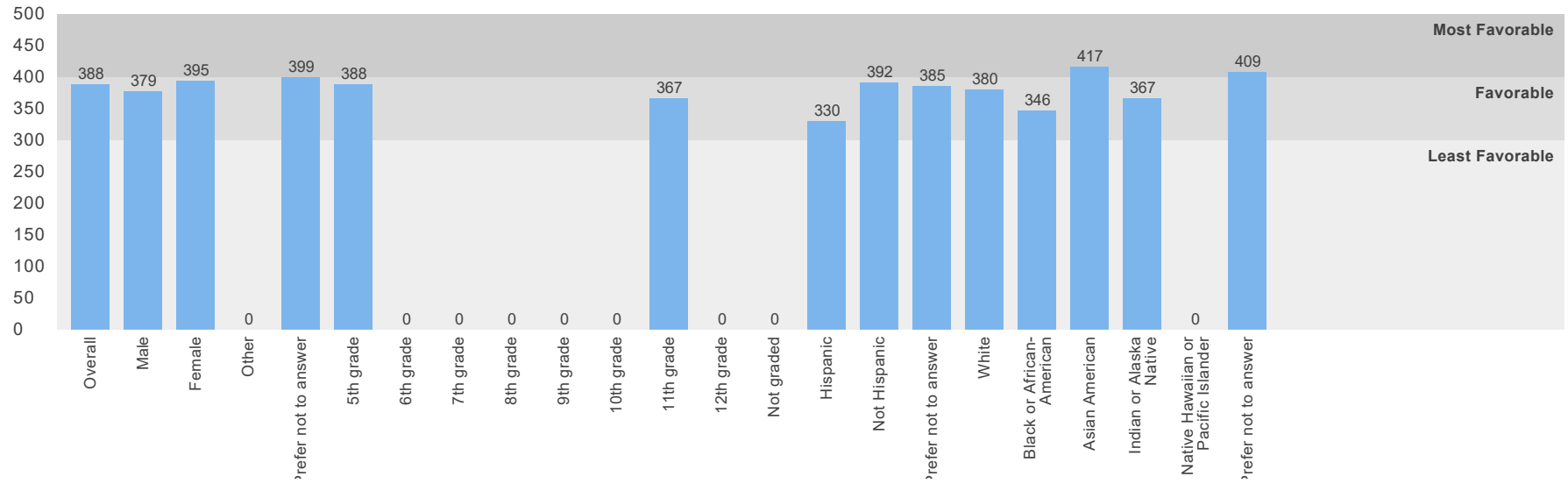
Cultural and Linguistic Competence



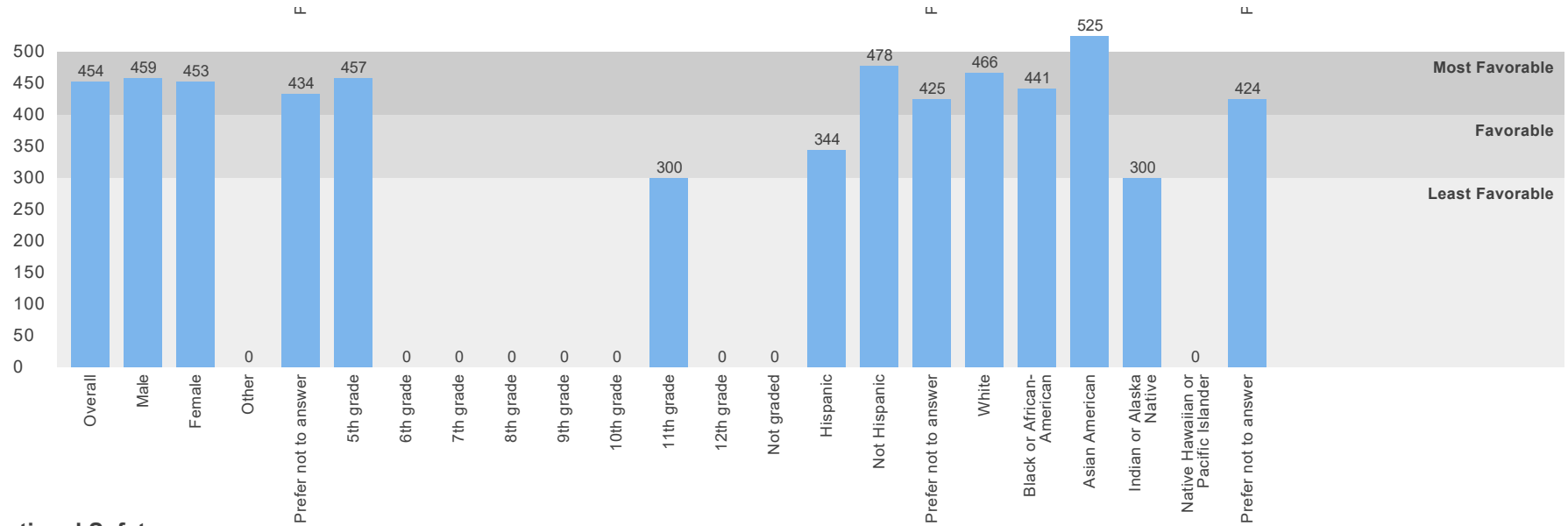
Relationships



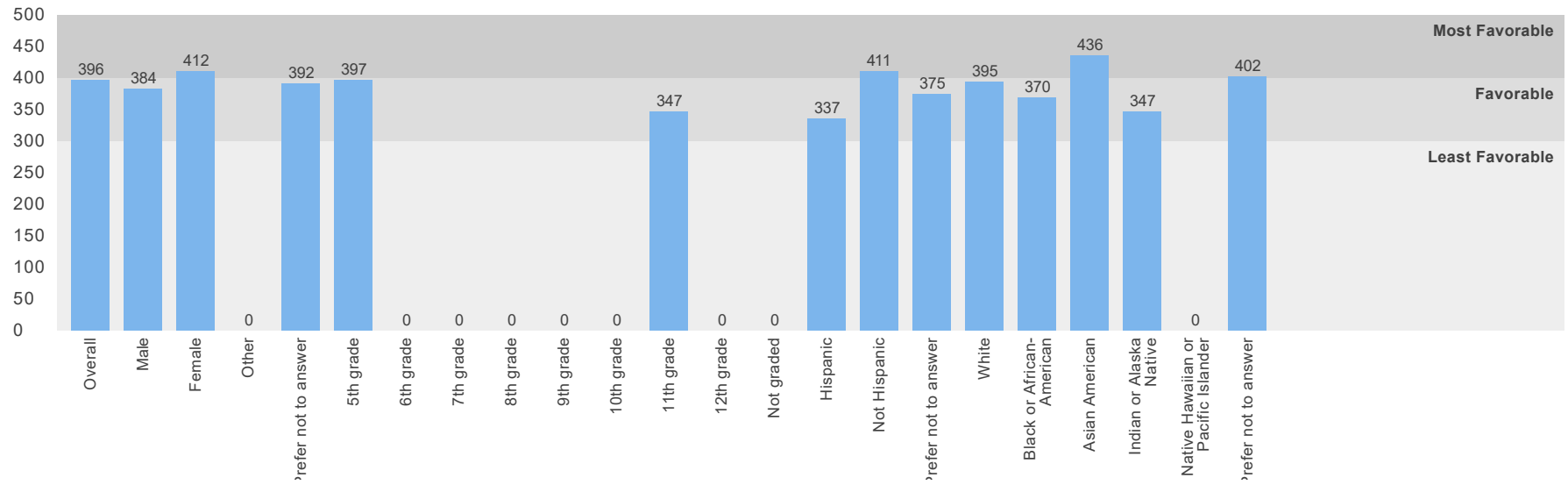
School Participation



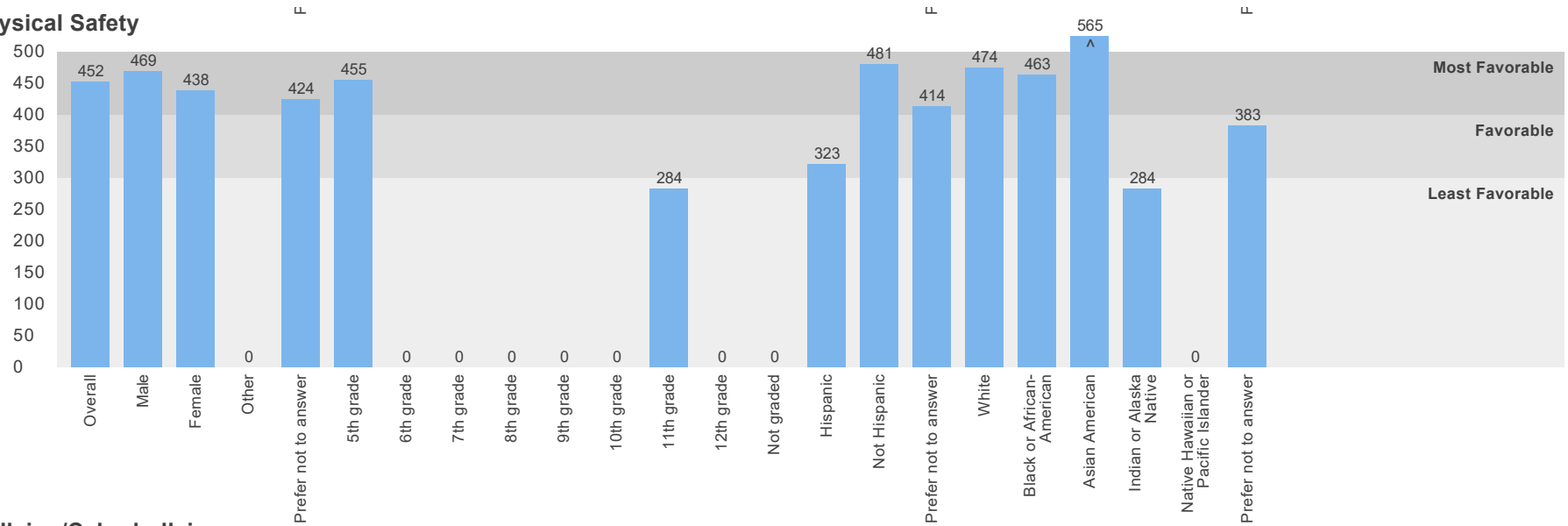
Safety



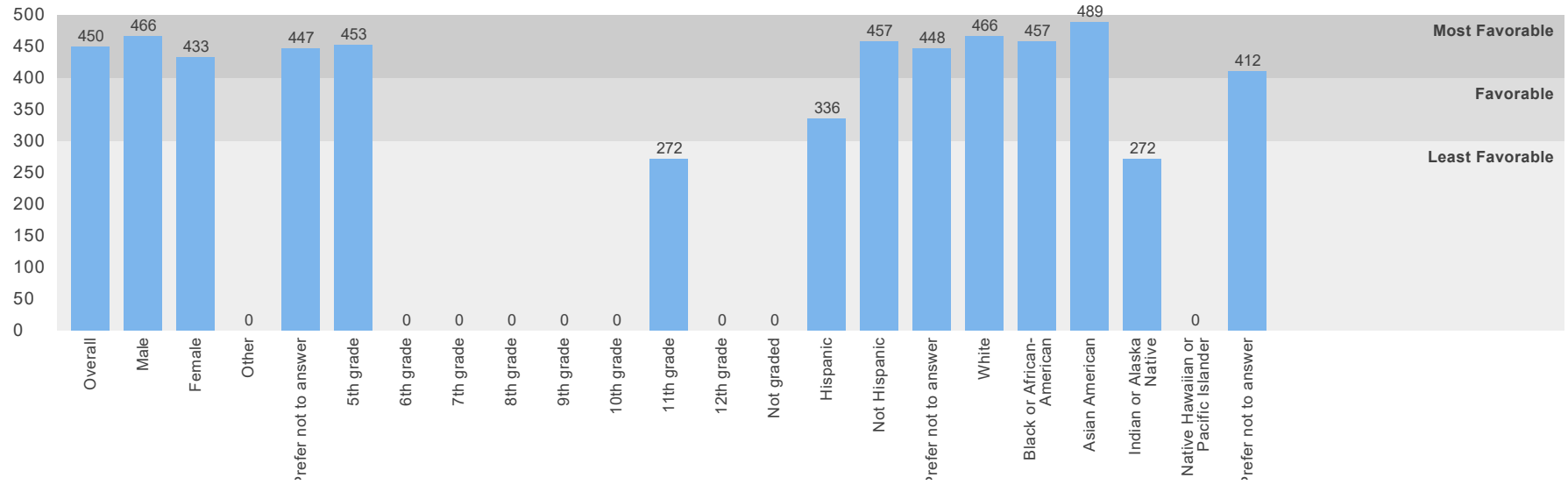
Emotional Safety



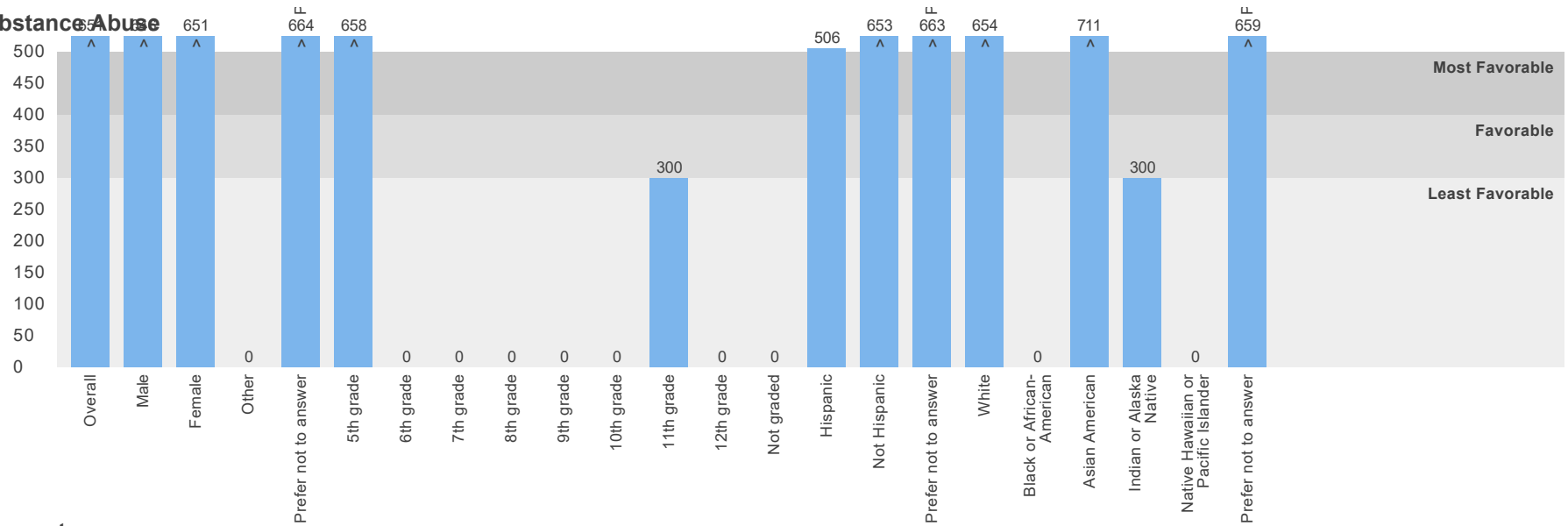
Physical Safety



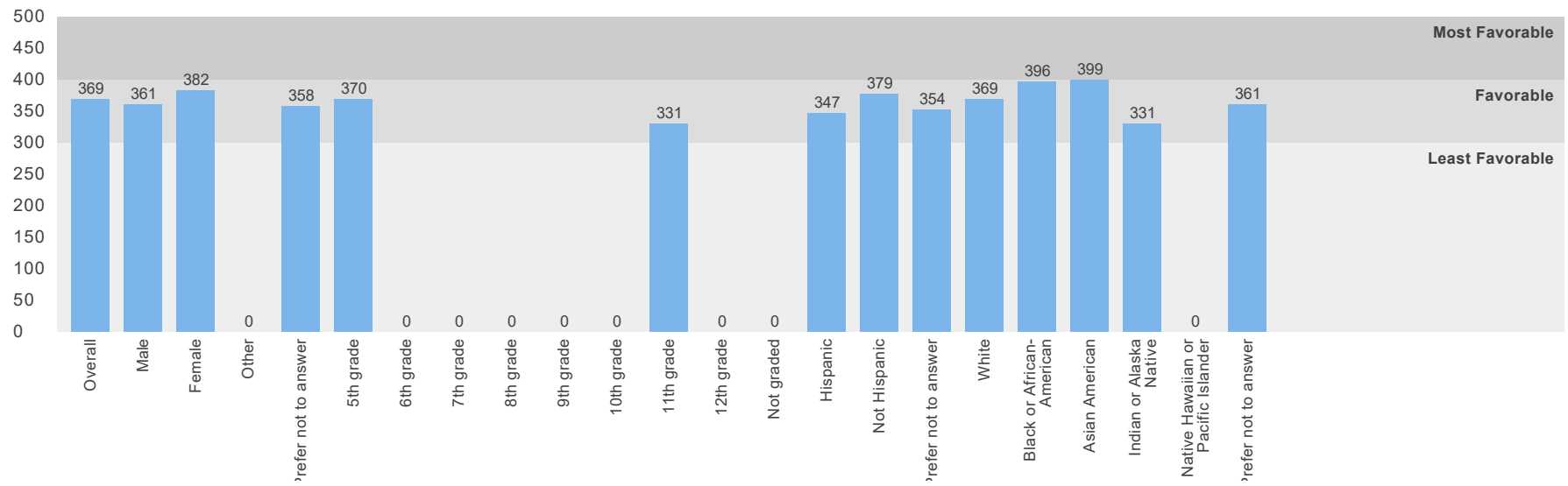
Bullying/Cyberbullying



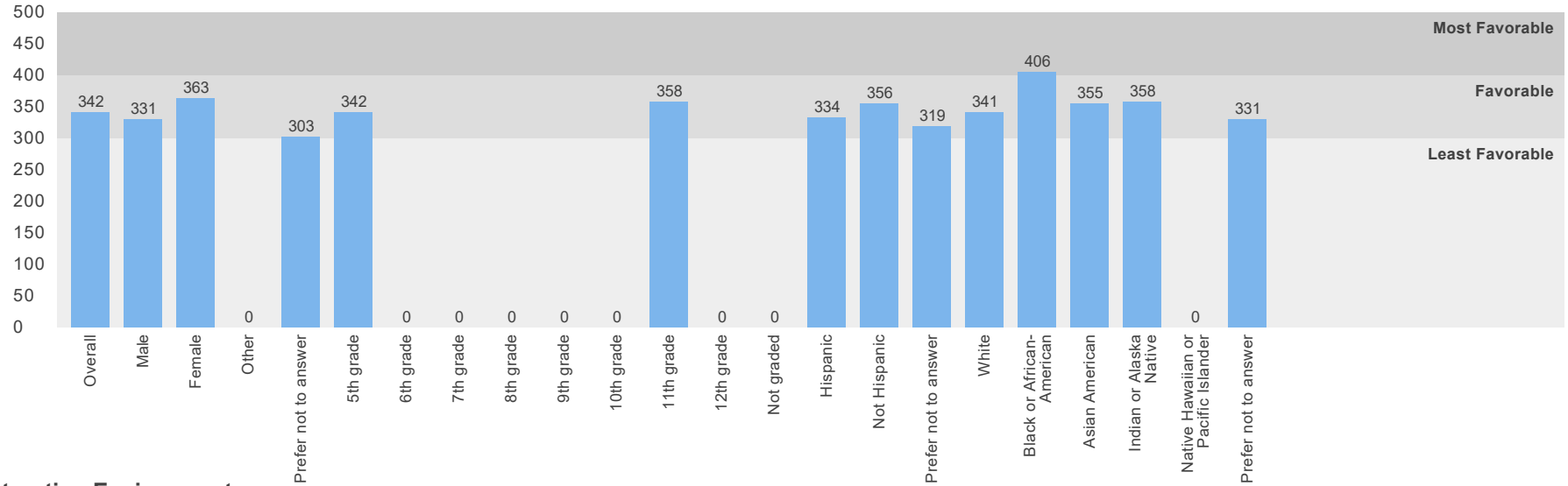
Substance Abuse



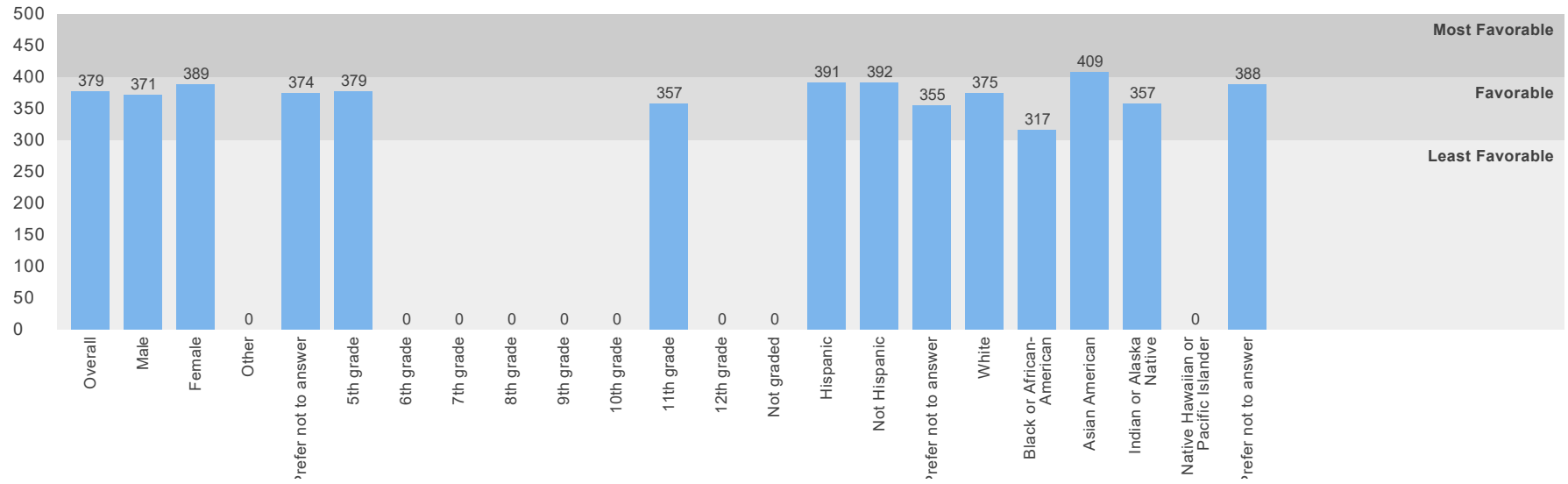
Environment



Physical Environment



Instruction Environment

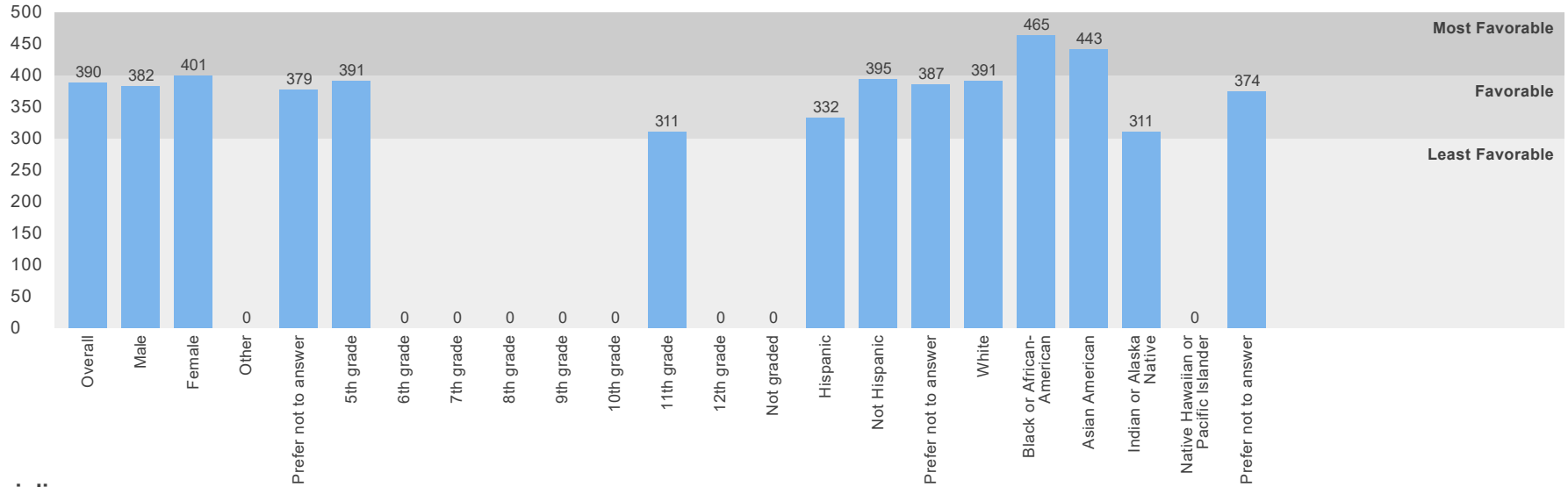


Mental Health

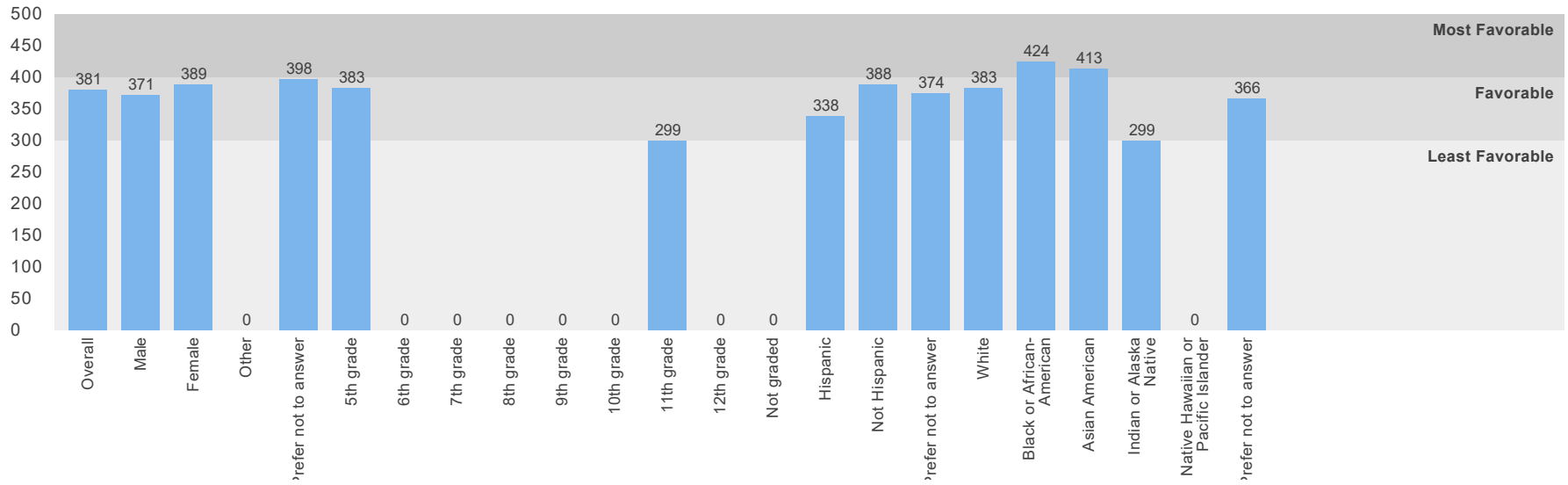
F

F

F



Discipline



Number of Submissions: 56

The top percentage is for this school, the bottom is for the district

	Male	Female	Other	Prefer not to answer
Are you male or female?	49%	42%	0%	9%
	49%	46%	2%	3%

	5th grade	6th grade	7th grade	8th grade	9th grade	10th grade	11th grade	12th grade	Not graded
What grade are you currently in at this school?	98%	0%	0%	0%	0%	0%	2%	0%	0%
	12%	12%	11%	13%	13%	14%	13%	12%	0%

	Hispanic	Not Hispanic	Prefer not to answer
Are you of Hispanic or Latino origin?	4%	61%	36%
	6%	84%	11%

	White	Black or African-American	Asian American	Indian or Alaska Native	Native Hawaiian or Pacific Islander	Prefer not to answer
What is your race?	70%	2%	5%	2%	0%	23%
	81%	5%	9%	2%	1%	7%

	Strongly Agree	Agree	Disagree	Strongly Disagree
All students are treated the same, regardless of whether their parents are rich or poor.	57%	34%	5%	4%
	31%	50%	16%	3%
Boys and girls are treated equally well.	38%	53%	5%	4%
	23%	47%	25%	6%
This school provides instructional materials (e.g., textbooks, handouts) that reflect my cultural background, ethnicity, and identity.	37%	54%	6%	4%
	25%	57%	15%	4%

Adults working at this school treat all students respectfully.	49% 24%	44% 50%	7% 20%	0% 6%
People of different cultural backgrounds, races, or ethnicities get along well at this school.	64% 39%	33% 53%	4% 6%	0% 1%
Teachers understand my problems.	25% 15%	47% 50%	25% 26%	2% 8%
Teachers are available when I need to talk with them.	35% 25%	56% 63%	9% 10%	0% 1%
It is easy to talk with teachers at this school.	28% 21%	59% 55%	11% 20%	2% 4%
My teachers help me feel good about myself.	42% 20%	45% 53%	11% 22%	2% 4%
I feel respected by other students.	35% 20%	41% 59%	17% 17%	7% 4%
If I am absent, there is a teacher or some other adult at school that will notice my absence.	65% 39%	35% 53%	0% 6%	0% 1%
I regularly attend school-sponsored events, such as school dances, sporting events, student performances, or other school activities.	20% 26%	64% 48%	15% 19%	2% 6%
I regularly participate in extra-curricular activities offered through this school, such as, school clubs or organizations, musical groups, sports teams, student government, or any other extra-curricular activities.	22% 31%	55% 45%	18% 18%	5% 6%
At this school, students have lots of chances to help decide things like class activities and rules.	29% 13%	54% 43%	14% 33%	4% 11%
I have lots of chances to be part of class discussions or activities.	53% 28%	36% 61%	11% 9%	0% 1%
I feel like I belong.	45% 26%	41% 53%	11% 15%	4% 6%
At this school, students talk about the importance of understanding their own feelings and the feelings of others.	35% 13%	52% 42%	9% 33%	4% 11%
I am happy to be at this school.	50% 25%	39% 50%	9% 16%	2% 8%

I feel like I am part of this school.	51% 25%	38% 55%	11% 15%	0% 5%
I feel socially accepted.	52% 25%	36% 56%	11% 14%	2% 5%
I feel safe at this school.	59% 32%	38% 57%	4% 9%	0% 3%
I sometimes stay home because I don't feel safe at this school.	4% 2%	5% 7%	22% 39%	69% 52%
Students at this school threaten to hurt other students.	4% 5%	13% 23%	41% 46%	43% 26%
Students at this school steal money, electronics, or other valuable things while at school.	5% 3%	4% 15%	20% 48%	71% 34%
Students at this school damage or destroy other students' property.	4% 4%	13% 21%	31% 48%	53% 27%
Students at this school fight a lot.	4% 4%	7% 19%	55% 53%	34% 23%
Students at this school are teased or picked on about their race or ethnicity.	5% 4%	2% 14%	24% 46%	69% 35%
Students at this school are teased or picked on about their cultural background or religion.	5% 4%	2% 14%	18% 47%	75% 35%
Students at this school are teased or picked on about their physical or mental disability.	5% 7%	2% 21%	22% 42%	71% 30%
Students at this school are teased or picked on about their real or perceived sexual orientation.	6% 9%	2% 25%	24% 38%	69% 28%
Students at this school are often bullied.	2% 6%	11% 20%	42% 53%	45% 21%
Students at this school try to stop bullying.	25% 12%	62% 47%	13% 33%	0% 9%
I know students who often spread mean rumors or lies about others at this school on the internet (i.e., Facebook™, email, and instant message).	7% 10%	15% 25%	42% 42%	36% 23%

I know students who use/try alcohol or drugs while at school or school-sponsored events.	0% 9%	0% 18%	13% 32%	87% 41%
I know students at this school who think it is okay to smoke cigarettes or vape.	0% 15%	0% 24%	15% 25%	85% 35%
I know students at this school who think it is okay to get drunk.	0% 15%	2% 22%	18% 27%	80% 36%
I know students at this school who think it is okay to try drugs.	0% 14%	2% 22%	13% 27%	85% 37%
I know what to do if there is an emergency, natural disaster (tornado, flood) or a dangerous situation (e.g. violent person on campus) during the school day.	38% 28%	51% 53%	9% 14%	2% 5%
If I hear about a threat to school or student safety, I would report it to someone in authority.	47% 36%	40% 50%	9% 11%	4% 3%
The bathrooms in this school are clean.	5% 7%	35% 39%	40% 32%	20% 22%
The temperature in this school is comfortable all year round.	18% 11%	39% 40%	38% 30%	5% 19%
The school grounds are kept clean.	22% 14%	58% 67%	16% 16%	4% 4%
I think that students are proud of how this school looks on the outside.	22% 15%	58% 61%	15% 19%	5% 6%
Broken things at this school get fixed quickly.	24% 13%	54% 49%	15% 29%	7% 9%
My teachers praise me when I work hard in school.	29% 15%	60% 49%	7% 29%	4% 7%
My teachers give me individual attention when I need it.	31% 18%	51% 63%	15% 16%	4% 4%
My teachers often connect what I am learning to life outside the classroom.	23% 12%	63% 47%	14% 33%	0% 8%
The things I'm learning in school are important to me.	38% 17%	40% 51%	18% 24%	4% 8%

My teachers expect me to do my best all the time.	38% 35%	46% 57%	11% 7%	5% 1%
My teachers really care about me.	45% 21%	48% 56%	4% 18%	4% 5%
I can talk to my teachers about problems I am having in class.	32% 22%	55% 60%	7% 15%	5% 3%
I stop and think before doing anything when I get angry.	21% 21%	46% 60%	23% 16%	9% 4%
I try to work out my disagreements with other students by talking to them.	25% 19%	59% 63%	13% 15%	4% 3%
My teachers make it clear to me when I have misbehaved in class.	44% 23%	47% 65%	9% 10%	0% 2%
Adults working at this school reward students for positive behavior.	18% 14%	55% 48%	20% 30%	7% 7%
Adults working at this school help students develop strategies to understand and control their feelings and actions.	36% 19%	55% 52%	5% 24%	4% 6%
School rules are applied equally to all students.	55% 24%	33% 44%	9% 22%	4% 11%
Discipline is fair.	19% 17%	65% 55%	13% 20%	4% 8%