

Bethlehem Central School District

BCSD Instructional Staff

1/8/2024 - 1/26/2024

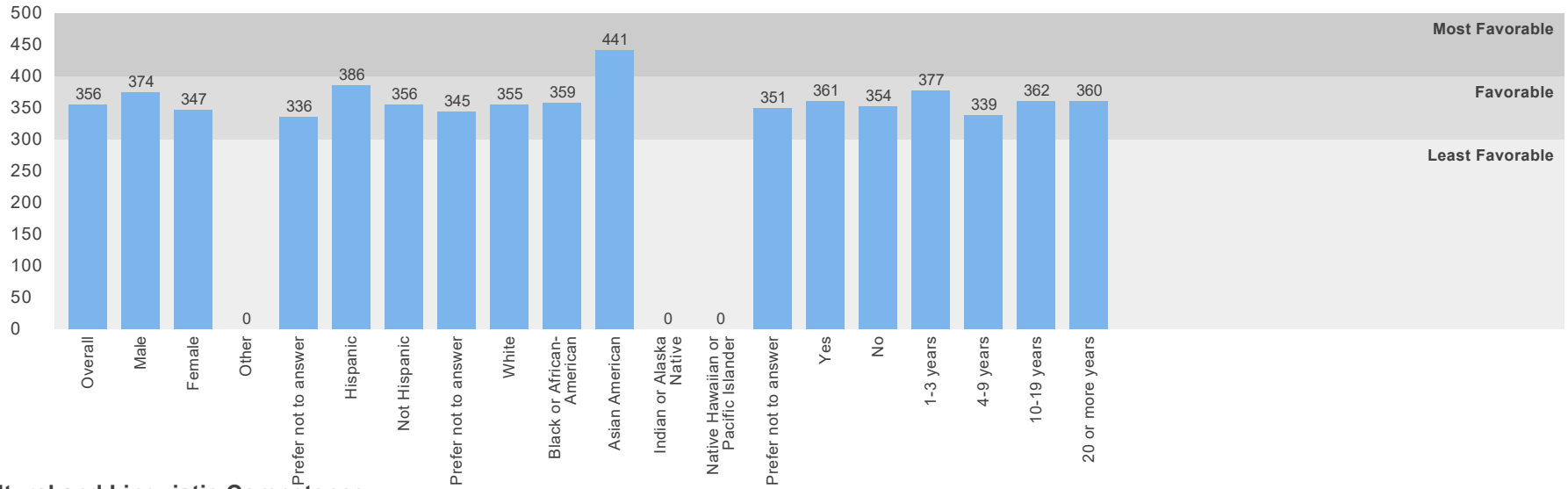
BETHLEHEM CENTRAL HS; BETHLEHEM CENTRAL MS; Central Office; District Wide; EAGLE ES;
ELSMERE ES; GLENMONT ES; HAMAGRAEL ES; O & M ; SLINGERLANDS ES; Transportation



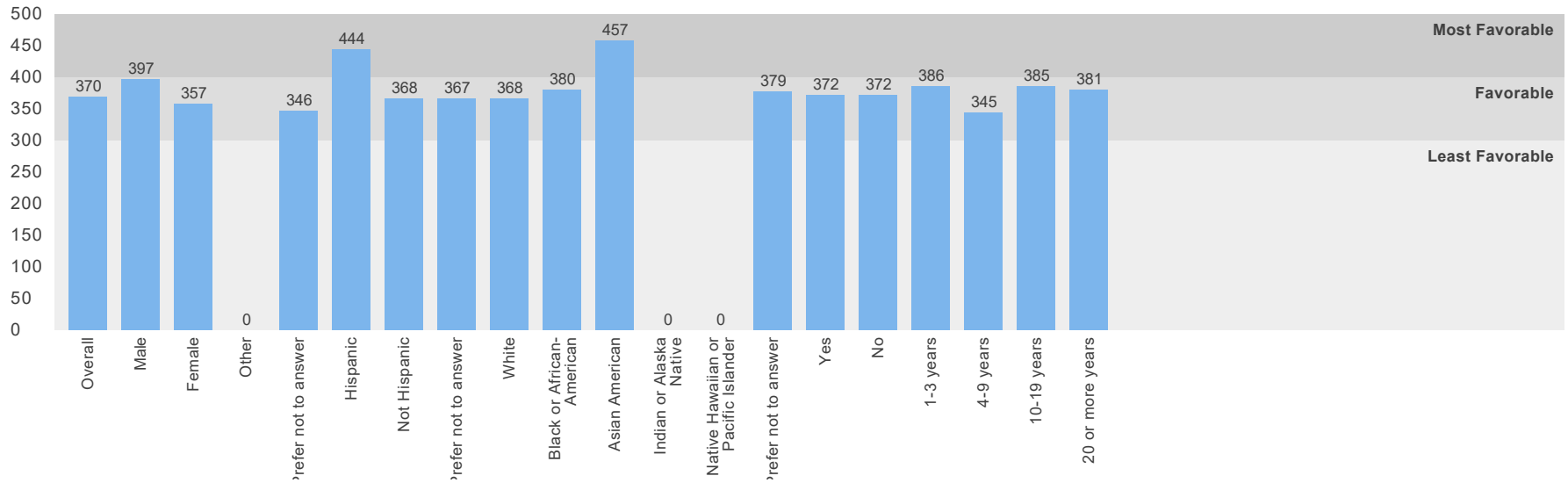
BETHLEHEM CENTRAL HS

Scale Scores by Demographic

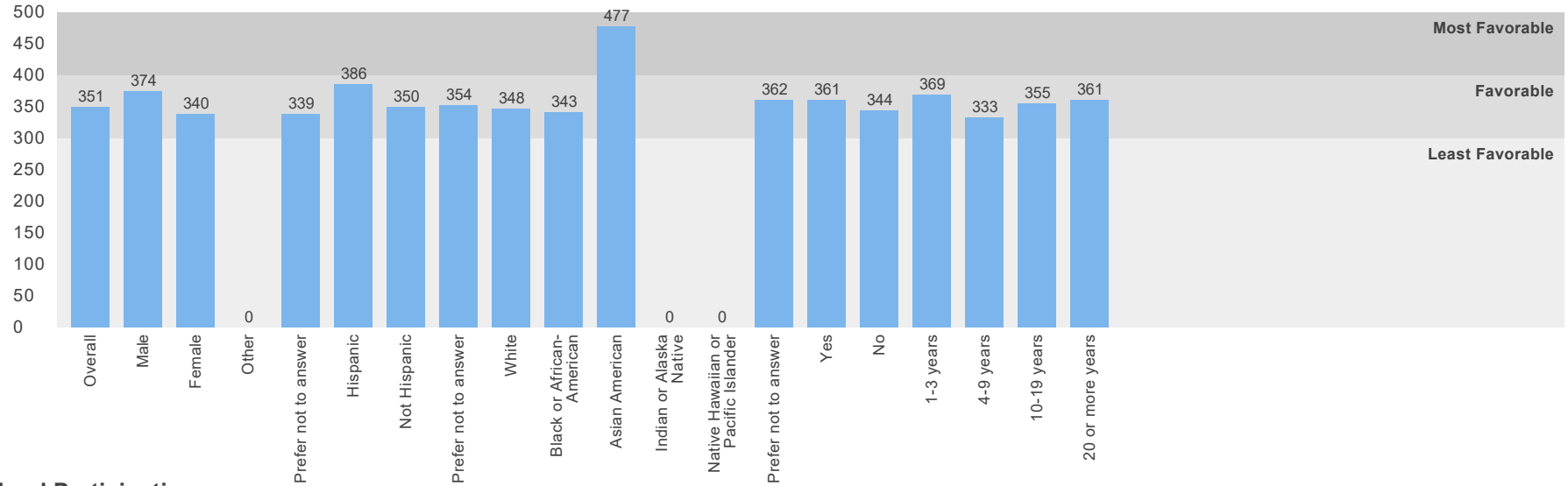
Engagement



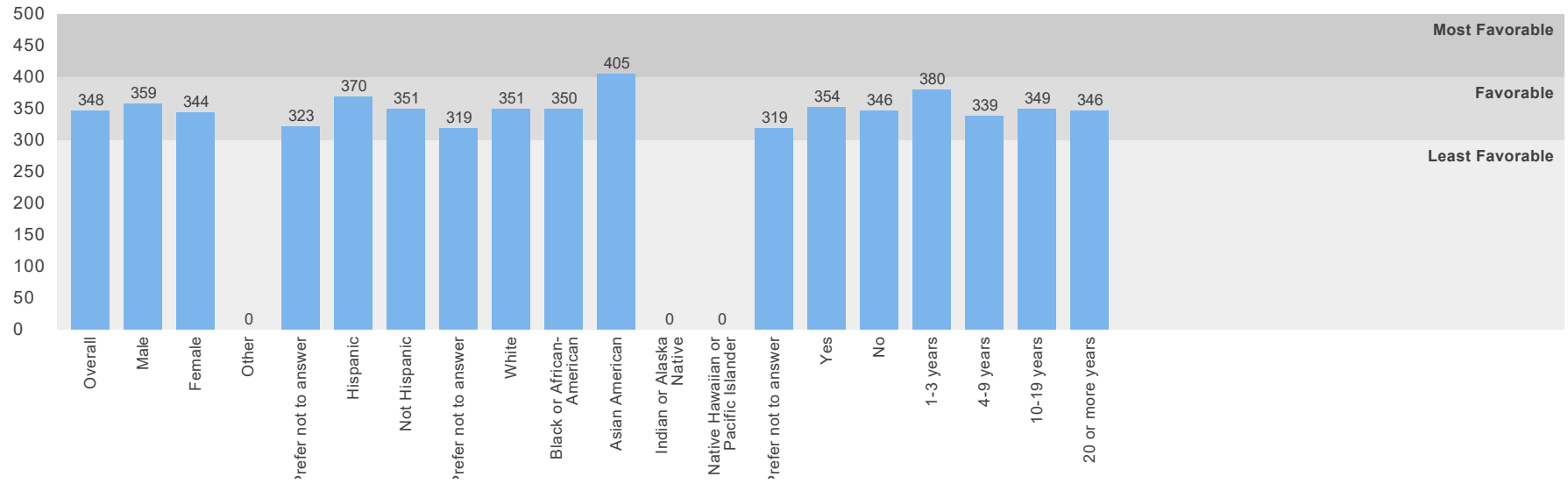
Cultural and Linguistic Competence



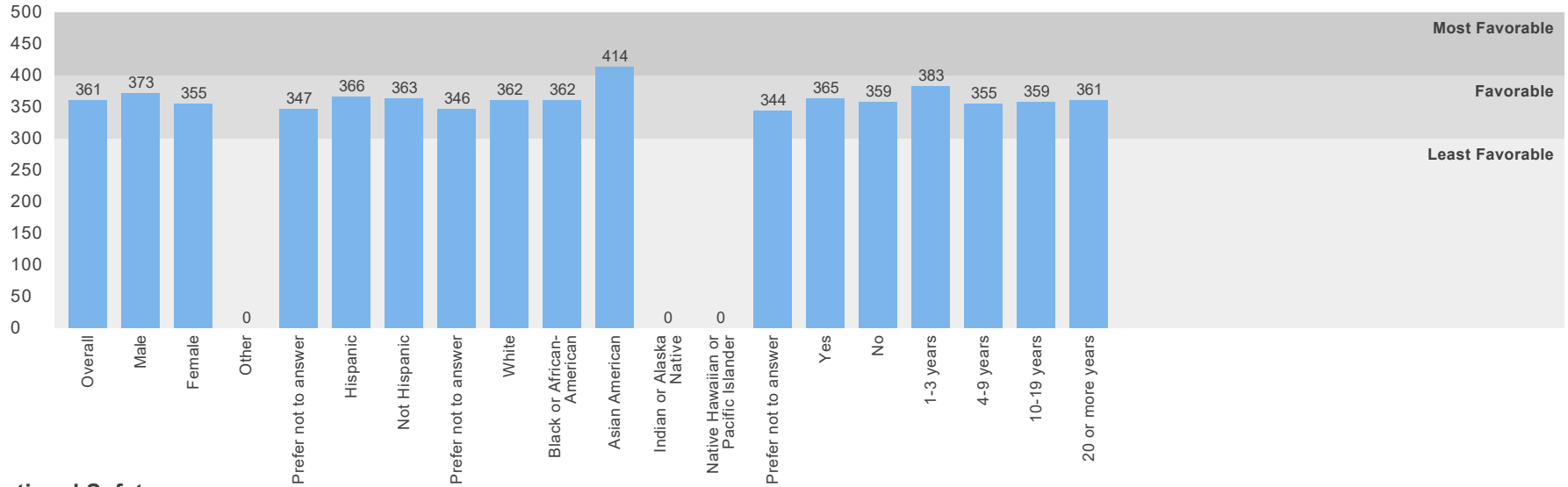
Relationships



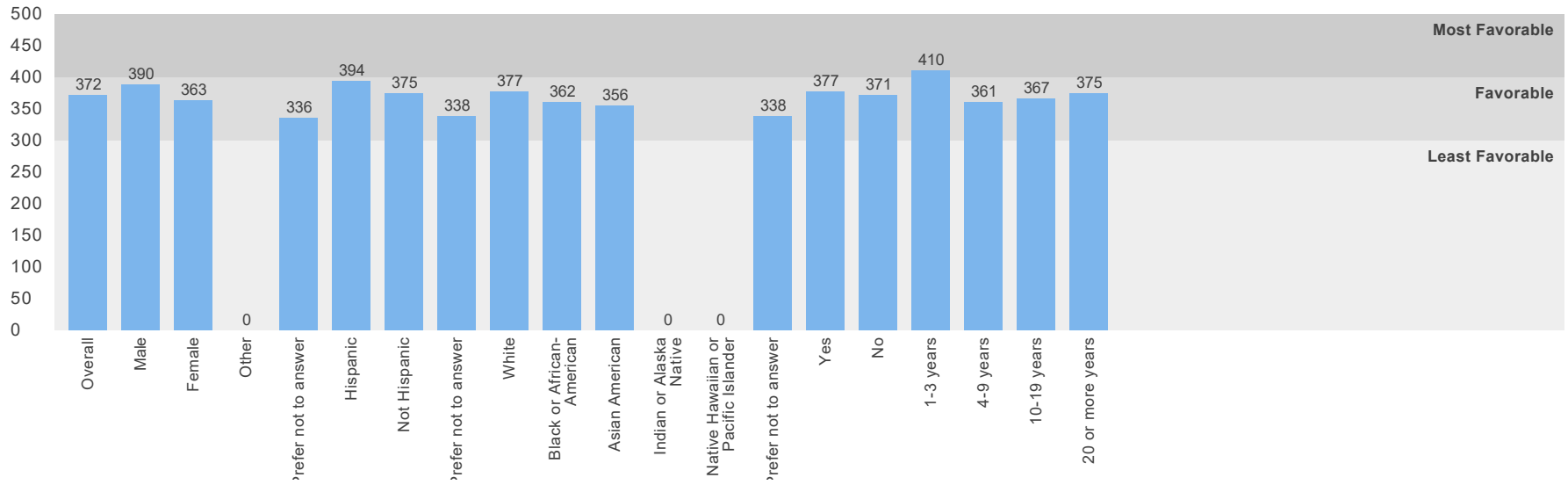
School Participation



Safety

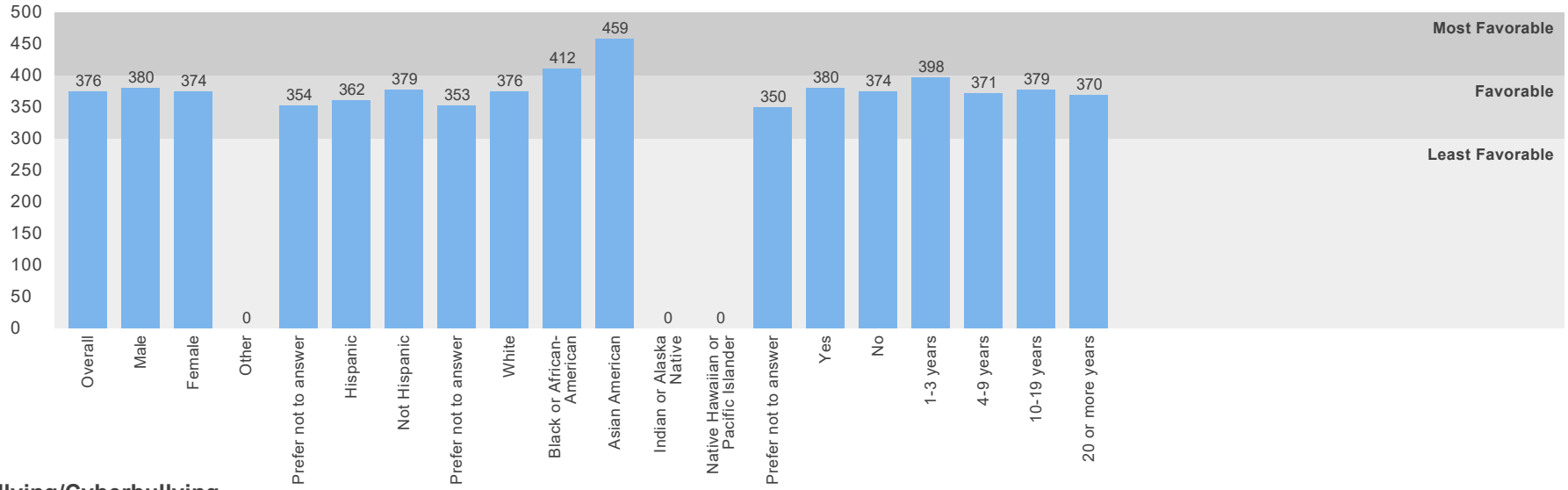


Emotional Safety

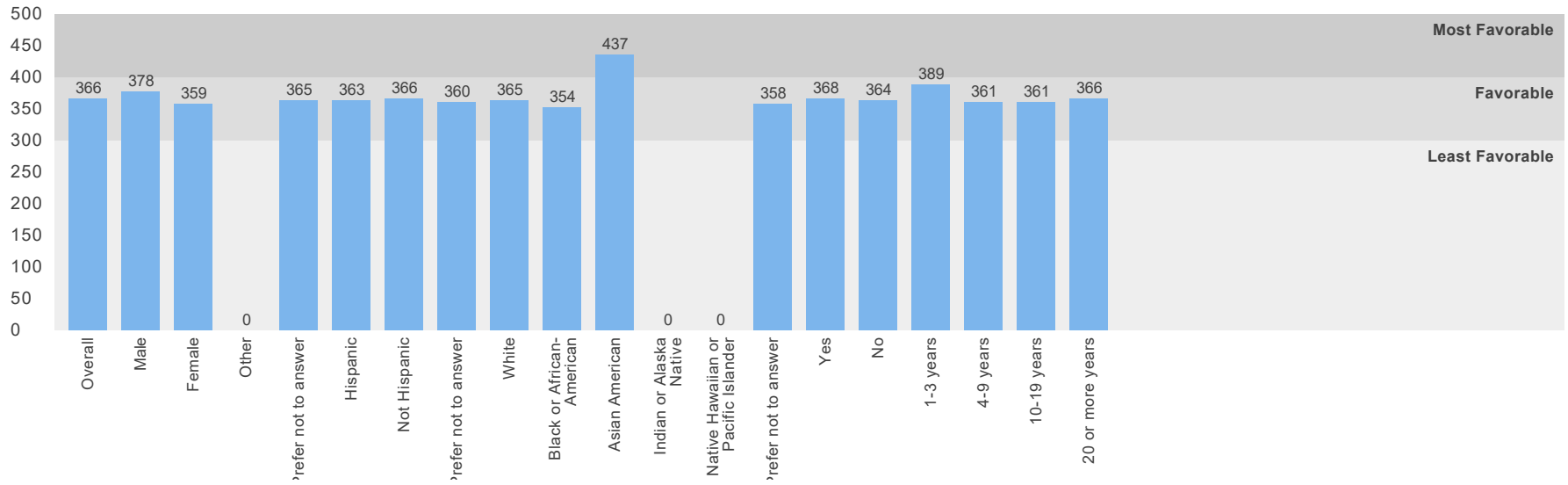


Physical Safety

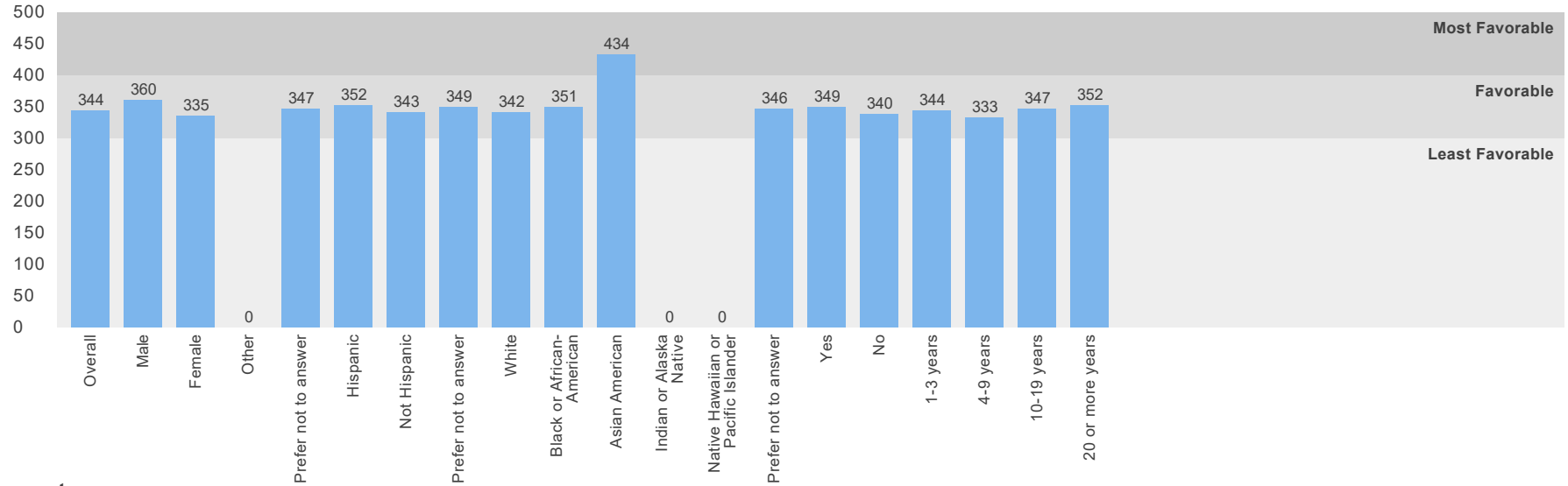
F F F



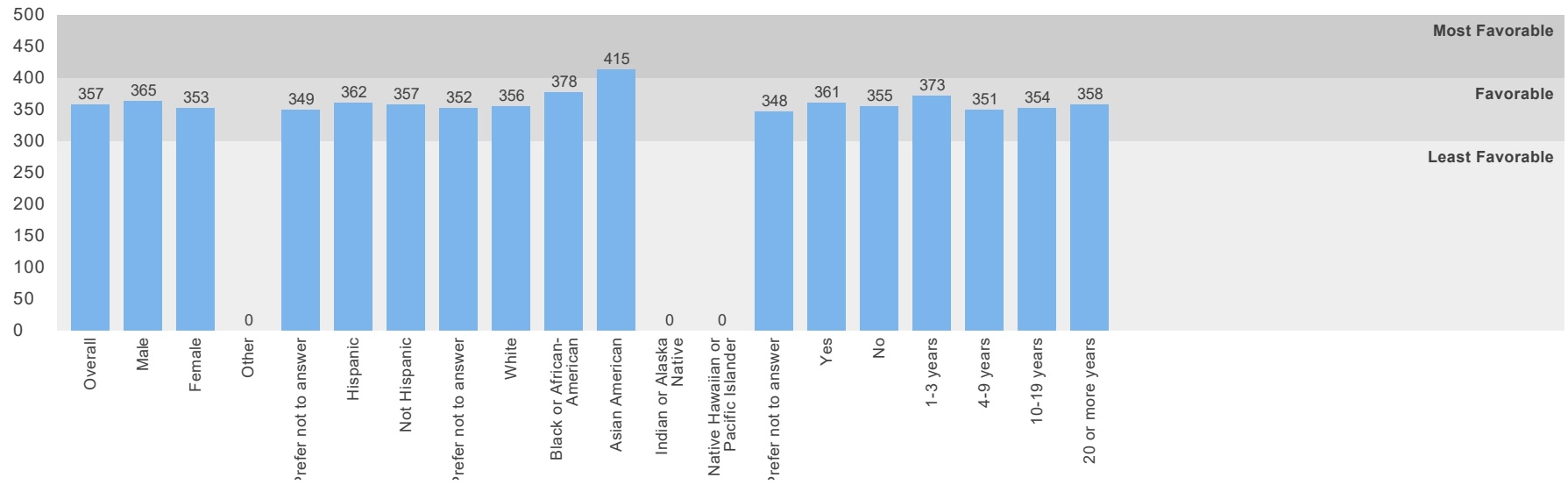
Bullying/Cyberbullying



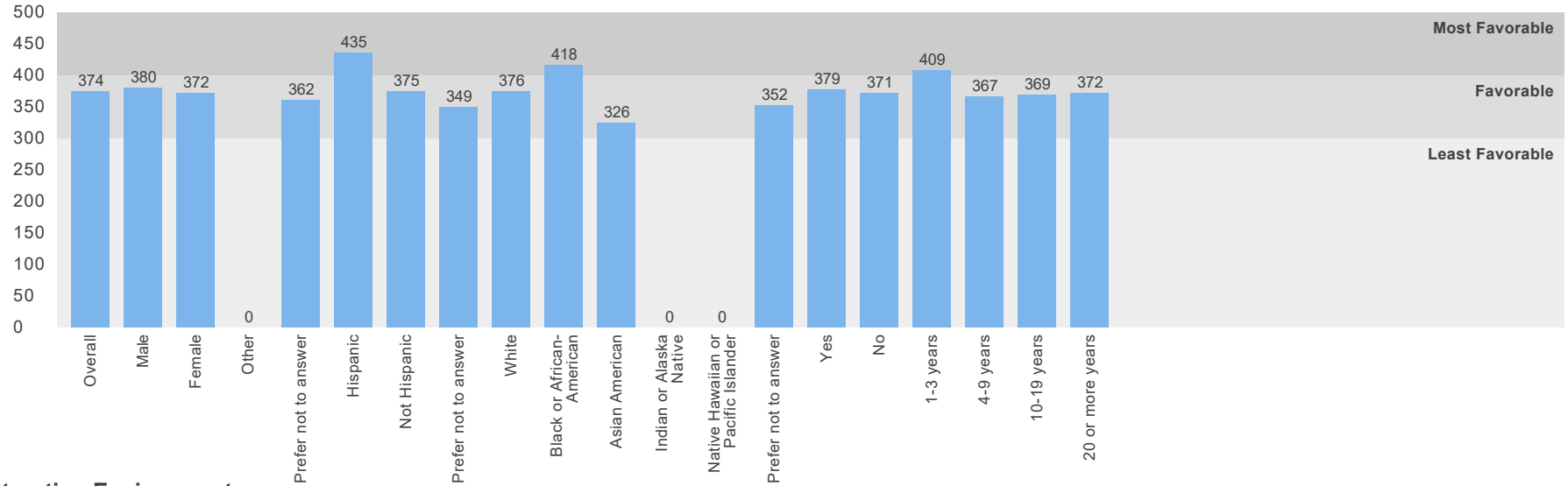
Substance Abuse



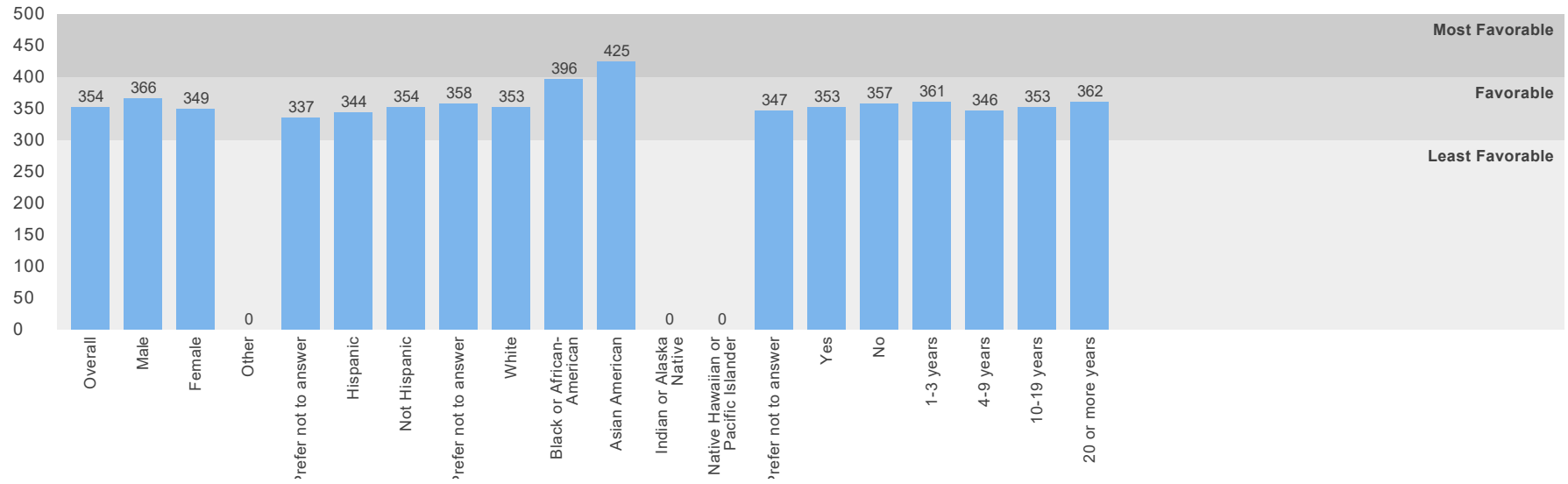
Environment



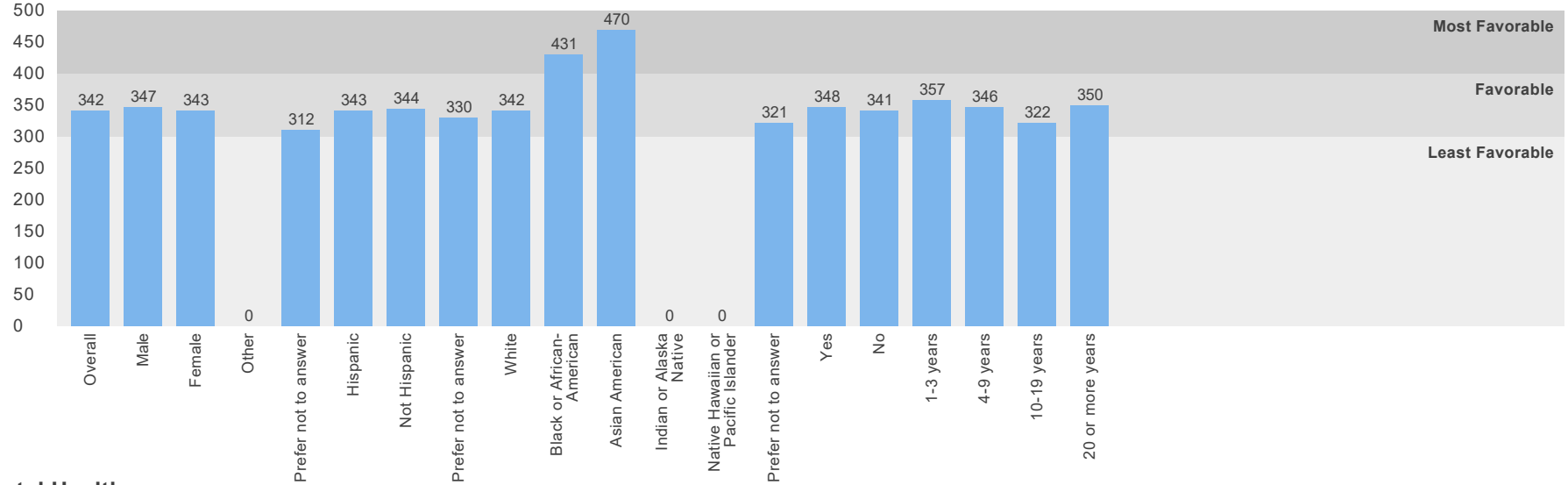
Physical Environment



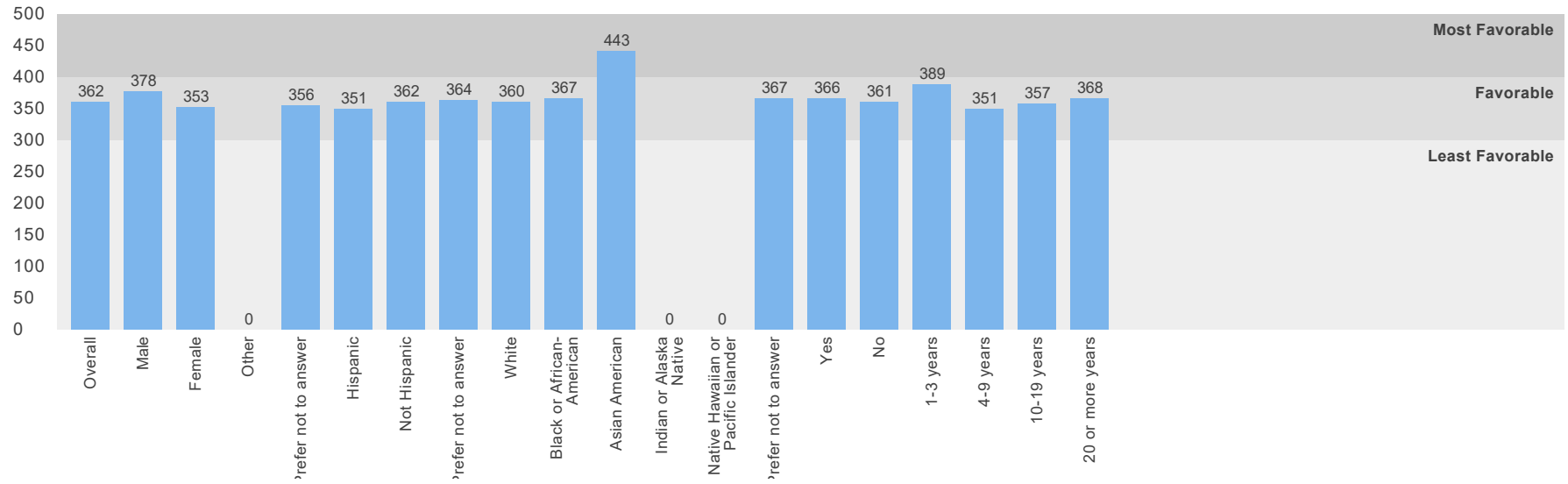
Instruction Environment



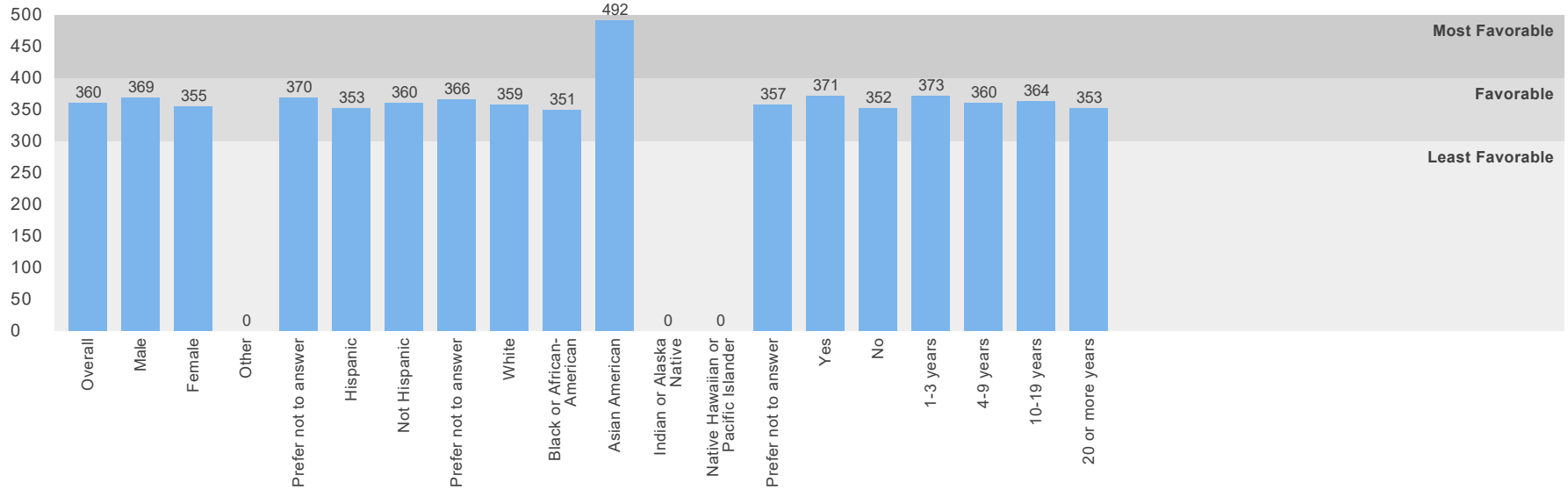
Physical Health



Mental Health



Discipline



Number of Submissions: 94

The top percentage is for this school, the bottom is for the district

	Male	Female	Other	Prefer not to answer
Are you male or female?	34%	60%	0%	5%
	21%	73%	0%	5%

	Hispanic	Not Hispanic	Prefer not to answer
Are you of Hispanic or Latino origin?	3%	87%	10%
	2%	90%	8%

	White	Black or African-American	Asian American	Indian or Alaska Native	Native Hawaiian or Pacific Islander	Prefer not to answer

What is your race?	87%	2%	1%	0%	0%	10%
	90%	1%	0%	0%	0%	8%

	Yes	No
Is your main assignment/responsibility at this school to provide instruction or other support services to any of these types of students - Special Education, English Language Learners, Gifted and Talented Education students, or Migrant Education?	45%	55%
	42%	58%

	1-3 years	4-9 years	10-19 years	20 or more years
How many years have you been working at this school?	13%	33%	24%	30%
	17%	31%	26%	26%

	Strongly Agree	Agree	Disagree	Strongly Disagree
At this school, all students are treated equally, regardless of whether their parents are rich or poor.	28%	46%	26%	1%
	32%	51%	17%	0%
This school encourages students to take challenging classes no matter their race, ethnicity, nationality, and/or cultural background (e.g., honor level courses, gifted courses, AP or IB courses).	47%	45%	8%	1%
	44%	49%	6%	1%
This school provides instructional materials (e.g., textbooks, handouts) that reflect students' cultural background, ethnicity and identity.	15%	66%	18%	1%
	19%	66%	14%	1%
This school emphasizes showing respect for all students' cultural beliefs and practices.	41%	57%	2%	0%
	45%	51%	4%	0%
This school provides effective resources and training for teaching students with Individualized Education Programs (IEPs) across different languages and cultures.	17%	39%	36%	8%
	15%	47%	32%	5%
This school provides effective supports for students needing alternative modes of communication (e.g., manual signs, communication boards, computer-based devices, picture exchange systems, Braille).	41%	50%	5%	3%
	33%	59%	6%	2%
Staff do a good job helping parents to support their children's learning at home.	25%	67%	7%	1%
	35%	61%	4%	0%
Staff do a good job helping parents understand when their child needs to learn social, emotional, and character skills.	19%	62%	17%	2%
	31%	57%	11%	1%

If a student has done something well or makes improvement, staff contact his/her parents.	13% 19%	57% 63%	30% 18%	0% 0%
This school asks families to volunteer at the school.	10% 21%	40% 53%	44% 23%	6% 2%
This school communicates with parents in a timely and ongoing basis.	35% 44%	60% 52%	4% 4%	0% 0%
My level of involvement in decision making at this school is fine with me.	14% 22%	53% 56%	27% 19%	5% 3%
Staff at this school have many informal opportunities to influence what happens within the school.	14% 20%	45% 53%	38% 26%	3% 2%
At this school, students are given the opportunity to take part in decision making.	10% 12%	65% 60%	24% 27%	1% 1%
Administrators involve staff in decision-making.	10% 17%	47% 50%	35% 29%	8% 5%
This school provides students with opportunities to take a lead role in organizing programs and activities.	27% 21%	67% 65%	4% 12%	2% 2%
Students are encouraged to get involved in extra-curricular activities.	54% 52%	46% 46%	0% 2%	0% 0%
I feel like I belong.	30% 40%	60% 53%	8% 6%	2% 1%
I feel satisfied with the recognition I get for doing a good job.	18% 30%	48% 45%	27% 21%	6% 4%
I feel comfortable discussing feelings, worries, and frustrations with my supervisor.	36% 38%	39% 41%	16% 16%	9% 6%
This school inspires me to do the very best at my job.	26% 34%	60% 53%	11% 10%	3% 2%
People at this school care about me as a person.	28% 41%	63% 52%	8% 7%	1% 0%
I can manage almost any student behavior problem.	29% 29%	64% 63%	7% 7%	0% 0%

I feel safe at this school.	40% 46%	58% 51%	1% 4%	0% 0%
The following types of problems occur at this school often: physical conflicts among students.	1% 1%	8% 7%	70% 58%	22% 34%
The following types of problems occur at this school often: robbery or theft.	1% 2%	9% 5%	67% 53%	24% 41%
The following types of problems occur at this school often: vandalism.	3% 2%	31% 18%	53% 50%	13% 30%
The following types of problems occur at this school often: student possession of weapons.	0% 1%	4% 2%	52% 37%	44% 60%
The following types of problems occur at this school often: sexual assault or dating violence.	1% 1%	14% 7%	73% 47%	12% 44%
The following types of problems occur at this school often: physical abuse of teachers.	0% 1%	3% 4%	47% 42%	49% 54%
The following types of problems occur at this school often: student verbal abuse of teachers.	2% 2%	21% 16%	65% 60%	12% 23%
I think that bullying is a frequent problem at this school.	3% 3%	37% 29%	53% 57%	7% 11%
I think that cyberbullying is a frequent problem among students at this school.	9% 7%	57% 42%	30% 39%	4% 11%
Students at this school would feel comfortable reporting a bullying incident to a teacher or other staff.	11% 15%	60% 64%	30% 20%	0% 0%
Staff at this school always stop bullying when they see it.	22% 28%	50% 58%	28% 15%	0% 0%
Staff at this school are teased or picked on about their race or ethnicity.	0% 1%	9% 4%	58% 45%	34% 50%
Staff at this school are teased or picked on about their cultural background or religion.	0% 1%	12% 6%	54% 43%	34% 50%
Staff at this school are teased or picked on about their physical or mental disability.	0% 0%	8% 4%	54% 44%	38% 51%

Staff at this school are teased or picked on about their sexuality.	0% 1%	3% 3%	60% 45%	37% 51%
---	----------	----------	------------	------------

	Not a Problem	Small Problem	Somewhat a Problem	Large Problem
At this school, how much of a problem is student drug use?	3% 46%	15% 20%	66% 27%	16% 7%
At this school, how much of a problem is student use of electronic cigarettes?	1% 46%	16% 18%	52% 24%	31% 12%
At this school, how much of a problem is student use of tobacco (e.g., cigarettes, chew, cigars)?	23% 58%	52% 30%	24% 11%	2% 2%
At this school, how much of a problem is student alcohol use?	8% 51%	30% 22%	52% 22%	11% 5%

	Strongly Agree	Agree	Disagree	Strongly Disagree
This school collaborates well with community organizations to help address youth substance use problems.	10% 11%	70% 68%	18% 16%	2% 4%
This school has adequate resources to address substance use prevention.	9% 12%	68% 69%	21% 15%	2% 3%
This school provides effective confidential support and referral services for students needing help because of substance abuse (e.g., a Student Assistance Program).	13% 13%	76% 74%	8% 10%	2% 3%
This school has programs that address substance use among students.	10% 11%	66% 59%	22% 24%	2% 5%
I know what to do if there is an emergency, natural disaster (tornado, flood) or a dangerous situation (e.g., violent person on campus) during the school day.	30% 37%	65% 60%	2% 2%	2% 1%
This school has a written plan that describes procedures to be performed in shootings.	40% 40%	58% 56%	1% 3%	1% 1%
This school has a written plan that clearly describes procedures to be performed in natural disasters (e.g., earthquakes or tornadoes).	31% 38%	56% 53%	12% 9%	1% 1%
This school or school district provides effective training in safety procedures to staff (e.g., lockdown training or fire drills).	44% 47%	51% 46%	4% 6%	1% 1%

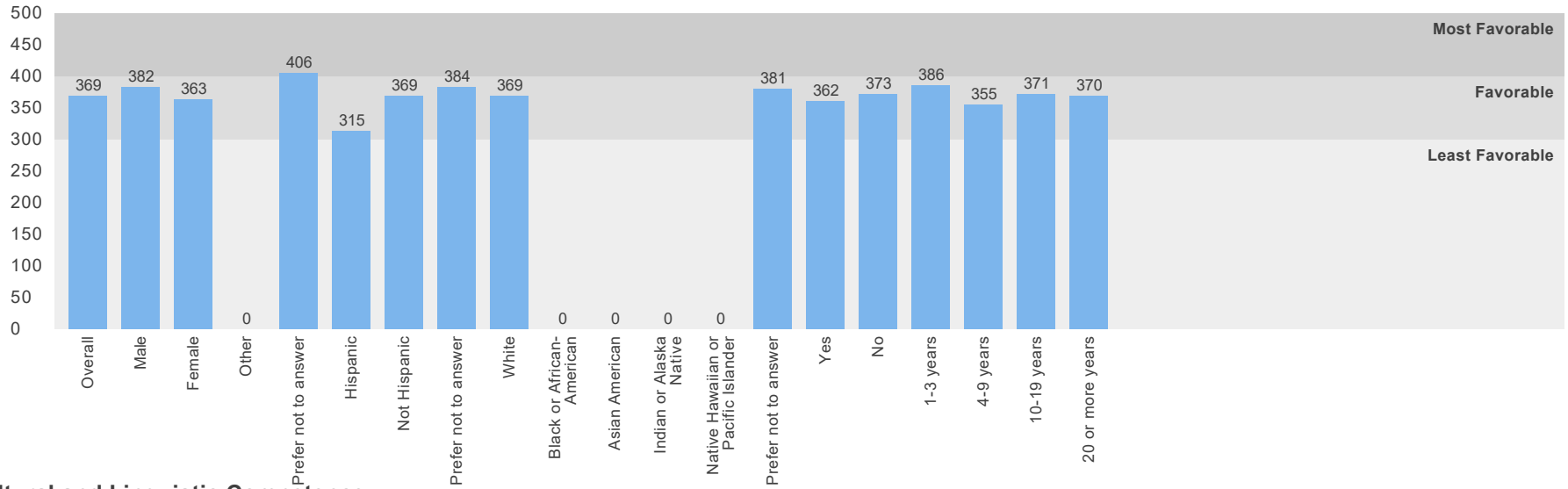
This school looks clean and pleasant.	34% 38%	62% 57%	2% 3%	2% 1%
This school is an inviting work environment.	34% 38%	54% 55%	10% 6%	2% 1%
My teaching is hindered by poor heating, cooling, and/or lighting systems at this school.	14% 11%	31% 28%	41% 44%	14% 17%
My teaching is hindered by a lack of instructional space (e.g., classrooms) at this school.	2% 3%	6% 7%	55% 57%	36% 32%
My teaching is hindered by a lack of textbooks and basic supplies at this school.	1% 1%	0% 3%	63% 59%	36% 37%
My teaching is hindered by inadequate or outdated equipment or facilities at this school.	1% 1%	8% 8%	58% 56%	33% 35%
The students in my class(es) come to class prepared with the appropriate supplies and books.	11% 12%	71% 74%	15% 11%	3% 3%
Once we start a new program at this school, we follow up to make sure that it's working.	7% 6%	41% 43%	43% 40%	10% 11%
The programs and resources at this school are adequate to support students' learning.	16% 15%	72% 67%	12% 17%	0% 1%
Teachers at this school feel responsible to help each other do their best.	23% 33%	59% 58%	17% 8%	1% 1%
Teachers at this school feel that it is a part of their job to prepare students to succeed in college.	40% 34%	59% 61%	1% 5%	0% 0%
The programs and resources at this school are adequate to support students with special needs or disabilities.	18% 15%	56% 61%	20% 19%	5% 4%
This school provides the materials, resources, and training necessary for me to support students' physical health and nutrition.	16% 16%	55% 59%	25% 22%	3% 2%
This school places a priority on making healthy food choices.	11% 11%	63% 59%	20% 26%	6% 4%
This school places a priority on students' health needs.	15% 19%	71% 67%	11% 13%	3% 2%

This school places a priority on students' physical activity.	11% 18%	69% 70%	17% 11%	2% 1%
This school provides quality counseling or other services to help students with social or emotional needs.	28% 38%	68% 57%	3% 5%	1% 0%
This school provides the materials, resources, and training necessary for me to support students' social or emotional needs.	14% 18%	61% 62%	23% 19%	2% 1%
This school places a priority on addressing students' mental health needs.	32% 31%	57% 58%	9% 10%	2% 1%
This school places a priority on teaching students strategies to manage their stress levels.	16% 23%	57% 57%	21% 17%	7% 3%
This school places a priority on helping students with their social, emotional, and behavioral problems.	25% 28%	63% 59%	11% 13%	1% 1%
Staff at this school are clearly informed about school policies and procedures.	19% 26%	58% 57%	21% 14%	2% 3%
Staff at this school recognize students for positive behavior.	33% 40%	66% 58%	1% 2%	0% 0%
School rules are applied equally to all students.	12% 22%	54% 54%	23% 19%	11% 6%
Discipline is fair.	13% 20%	60% 59%	22% 17%	5% 3%
This school effectively handles student discipline and behavior problems.	11% 16%	62% 60%	24% 19%	3% 5%
Staff at this school work together to ensure an orderly environment.	25% 32%	67% 62%	8% 5%	1% 0%

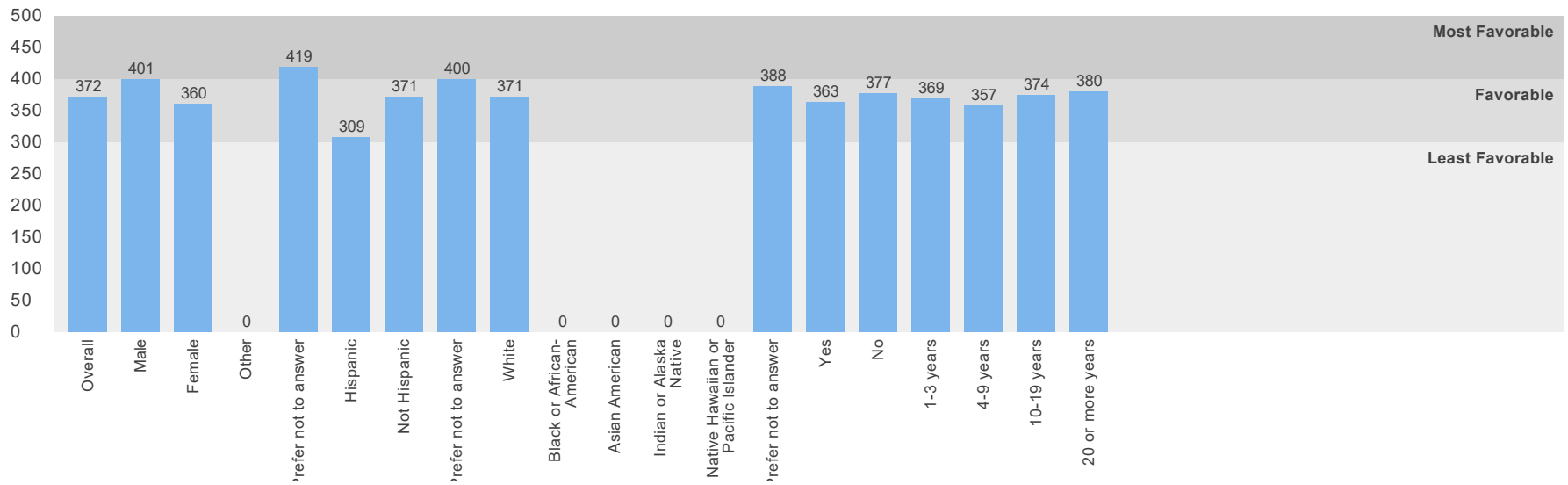
BETHLEHEM CENTRAL MS

Scale Scores by Demographic

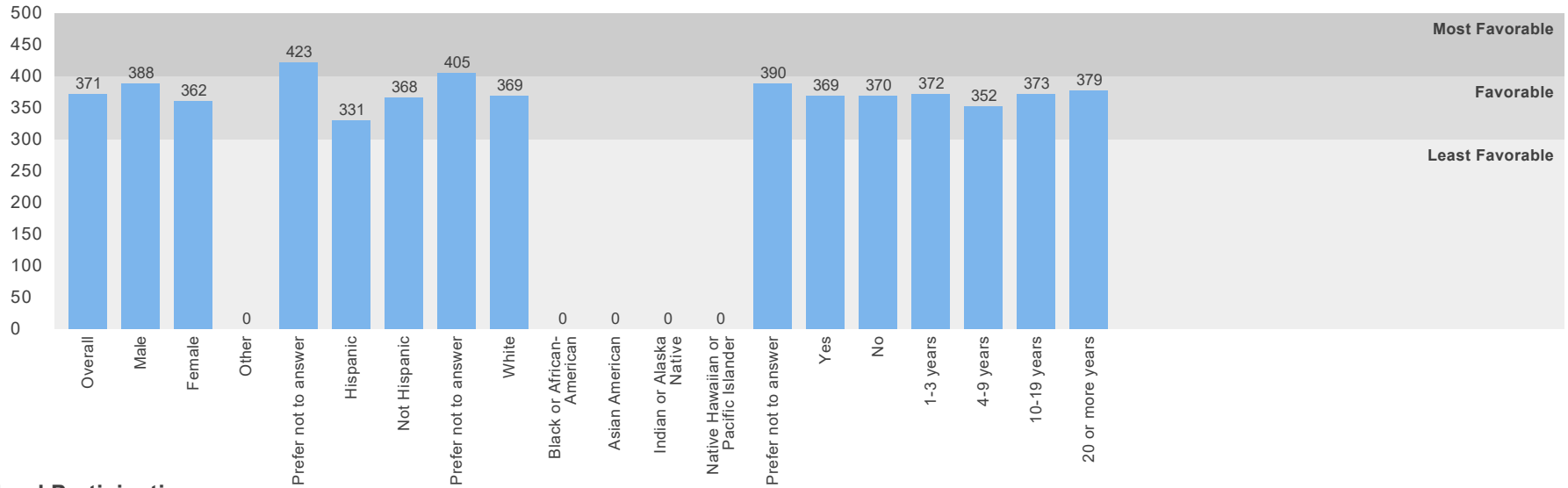
Engagement



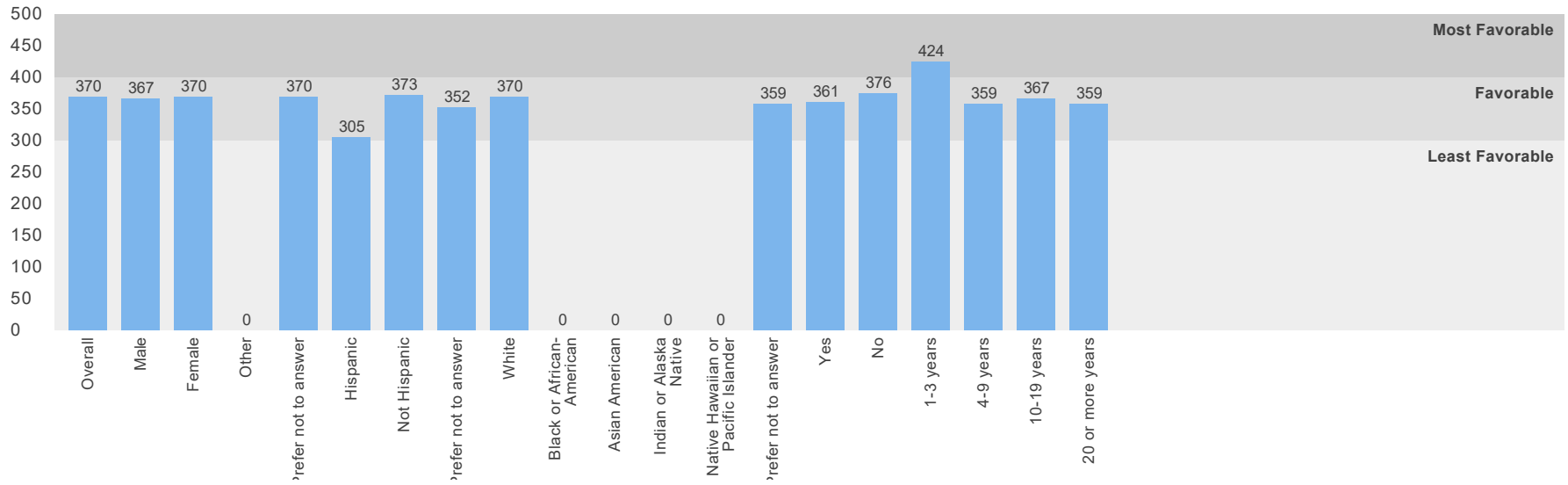
Cultural and Linguistic Competence



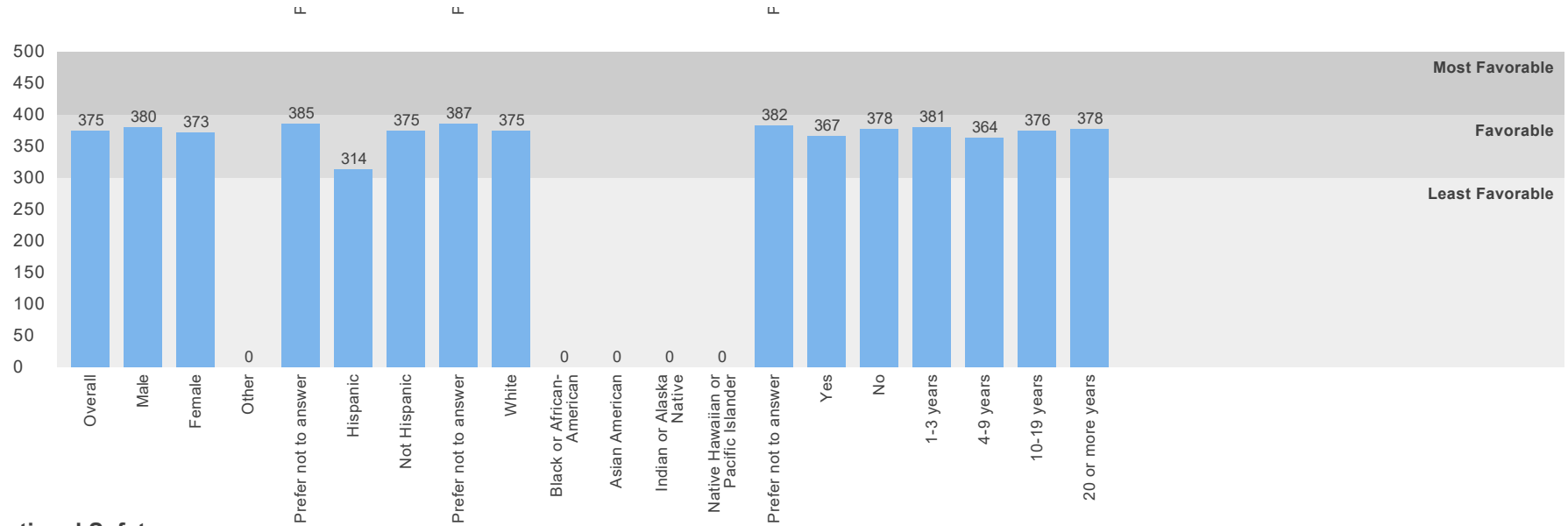
Relationships



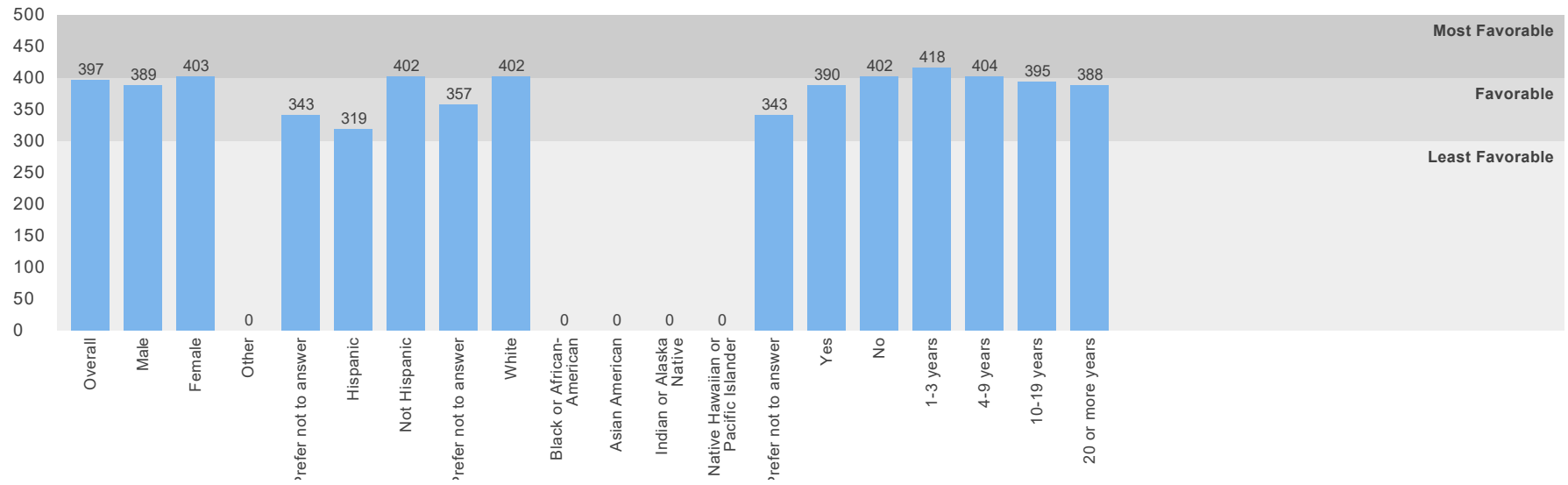
School Participation



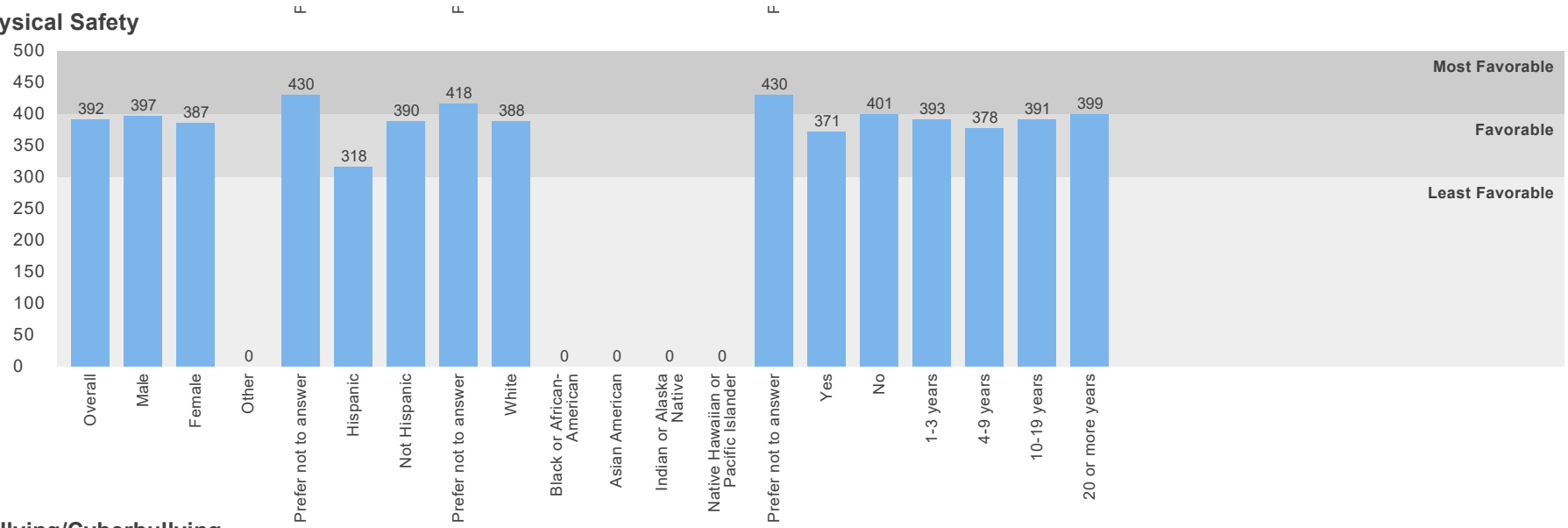
Safety



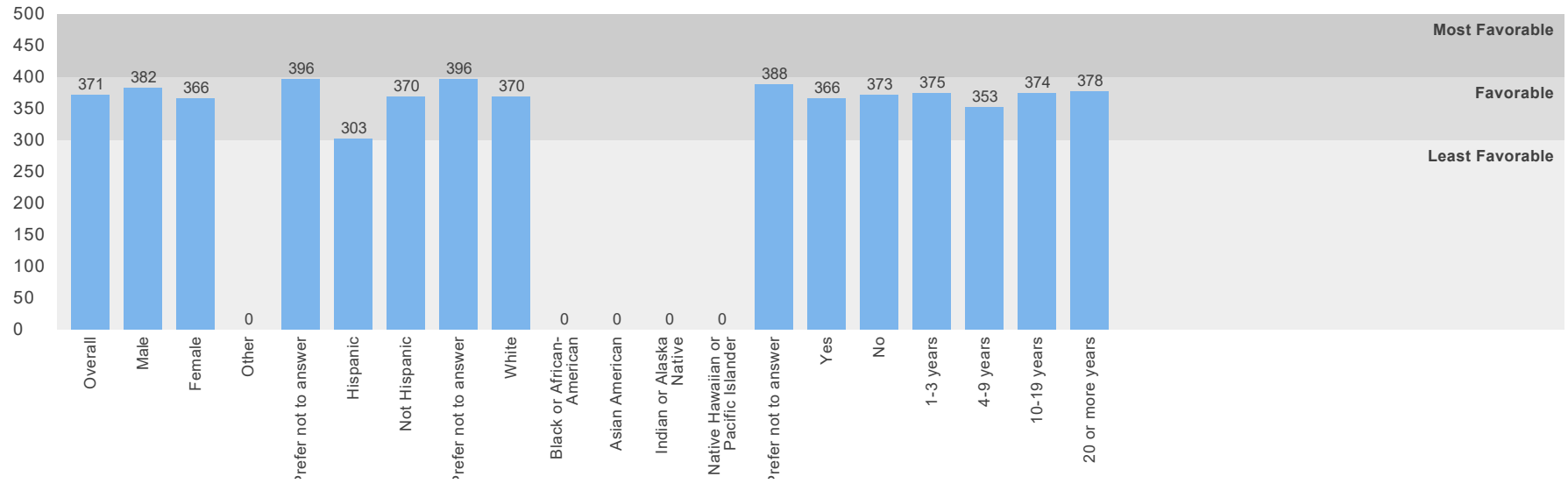
Emotional Safety



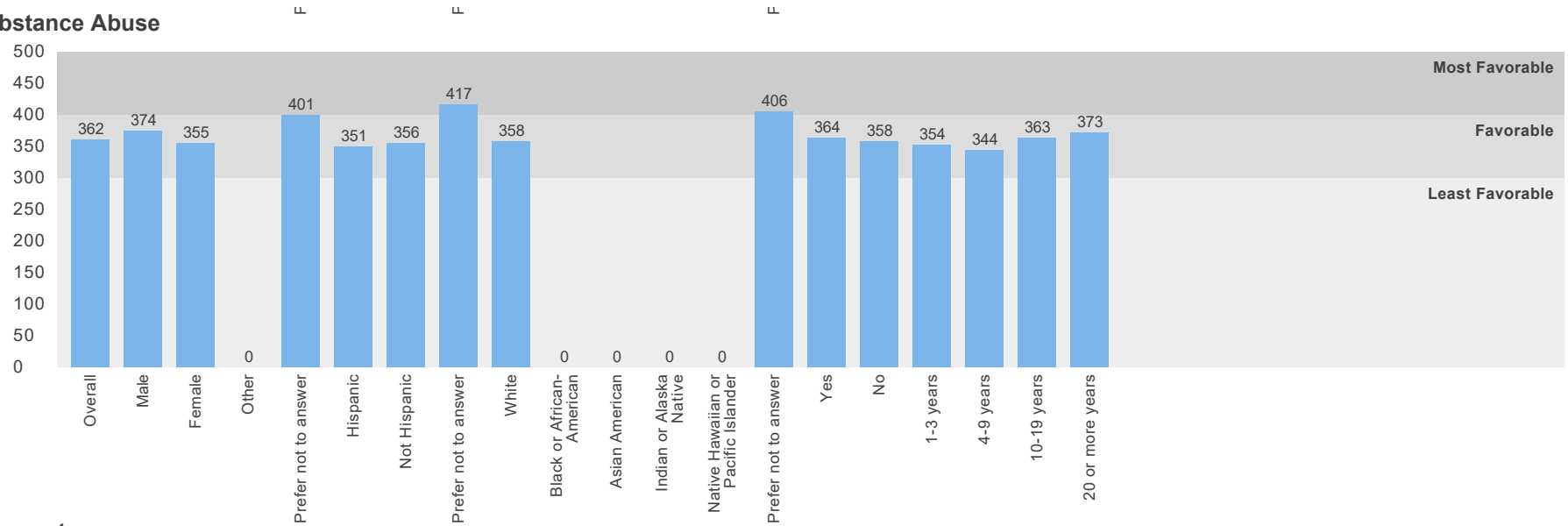
Physical Safety



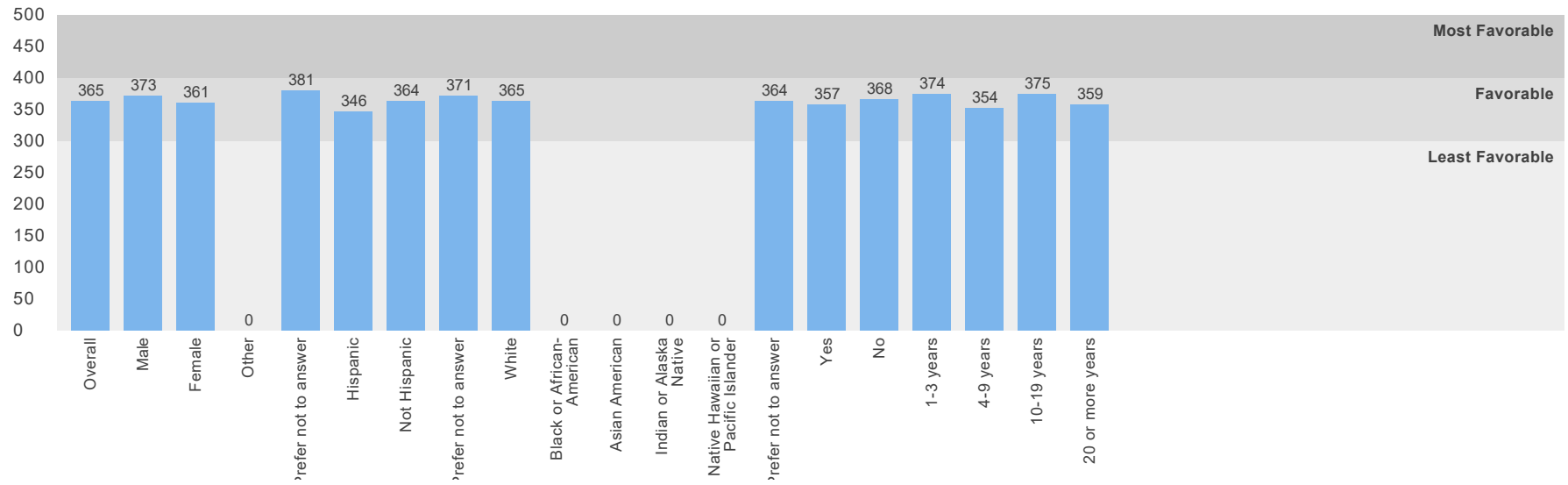
Bullying/Cyberbullying



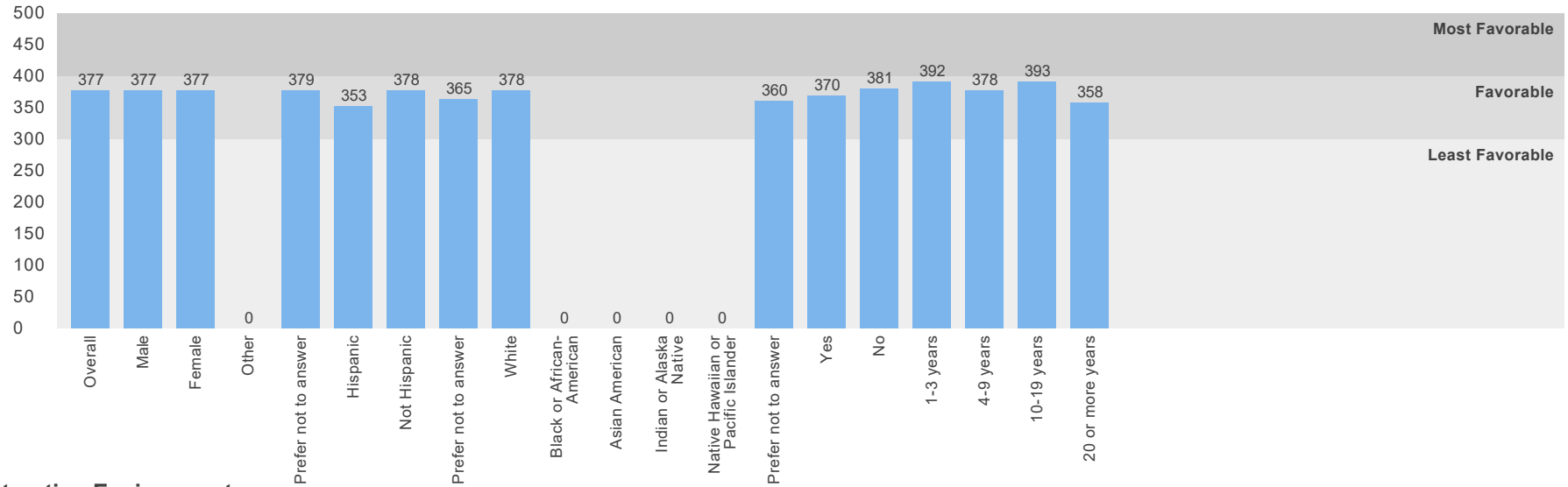
Substance Abuse



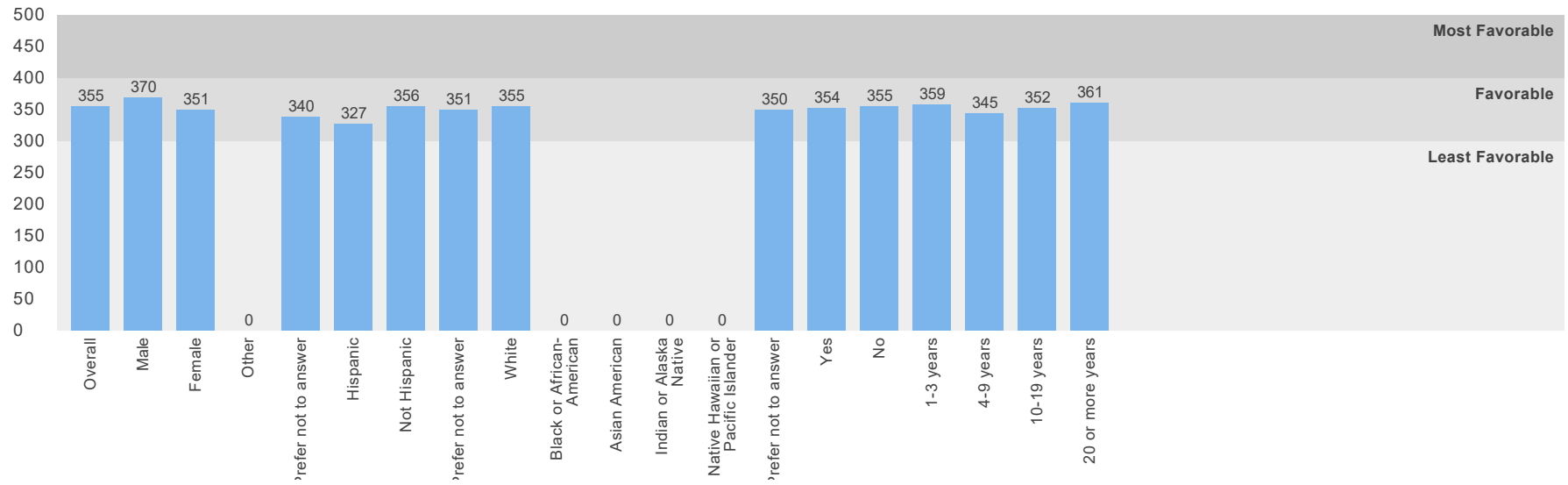
Environment



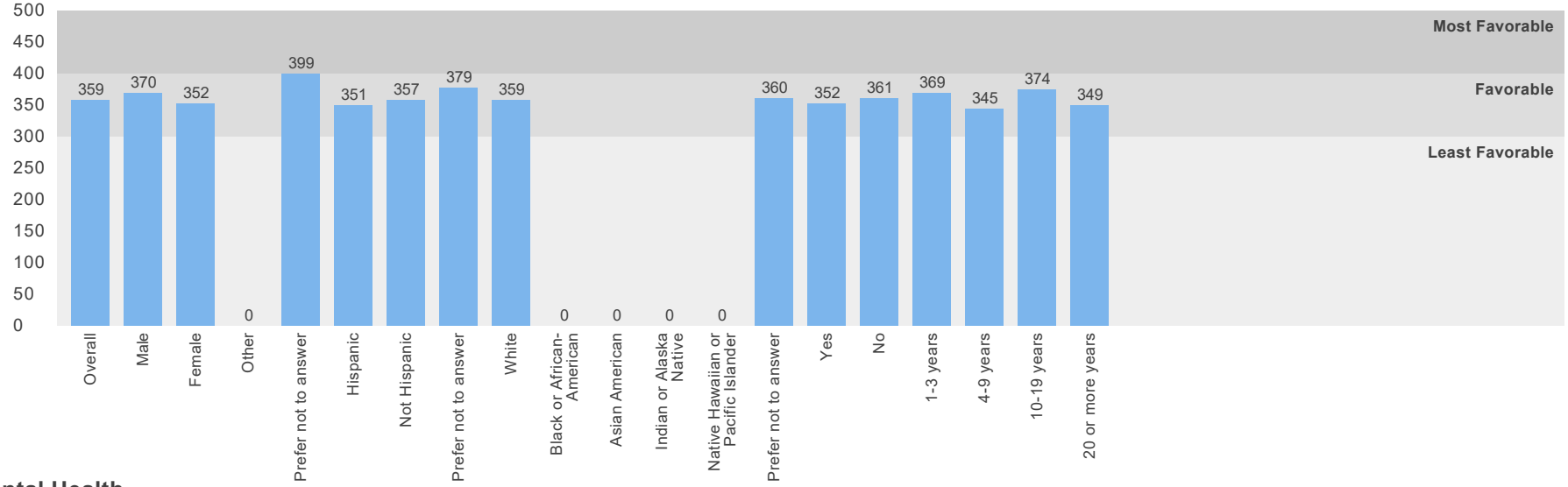
Physical Environment



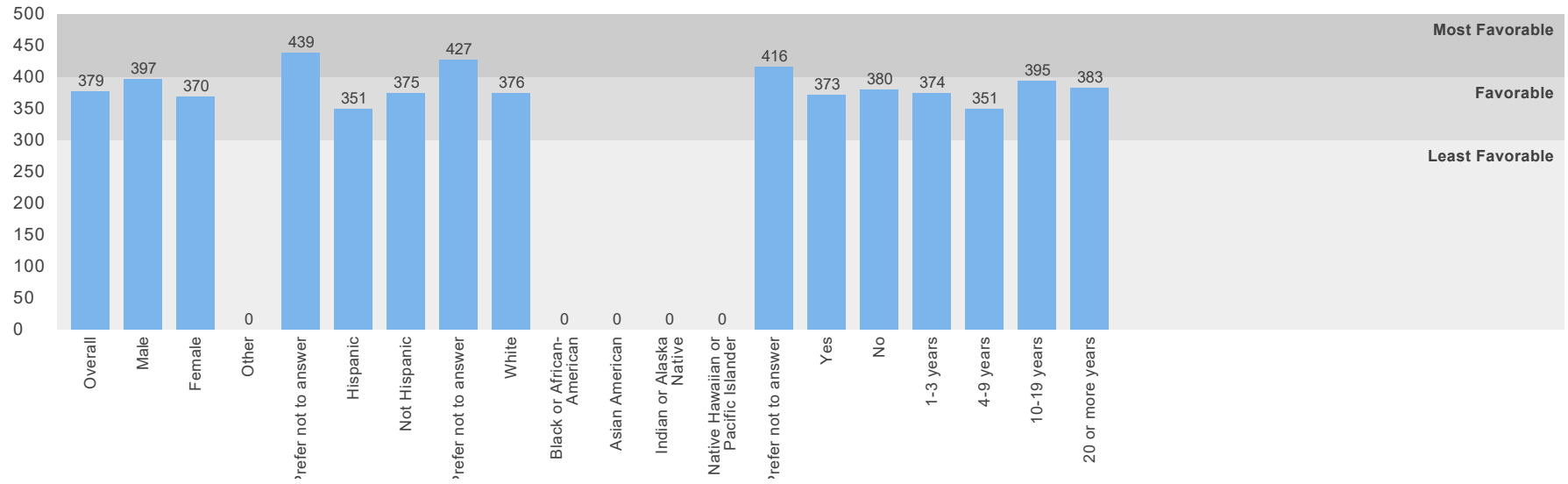
Instruction Environment



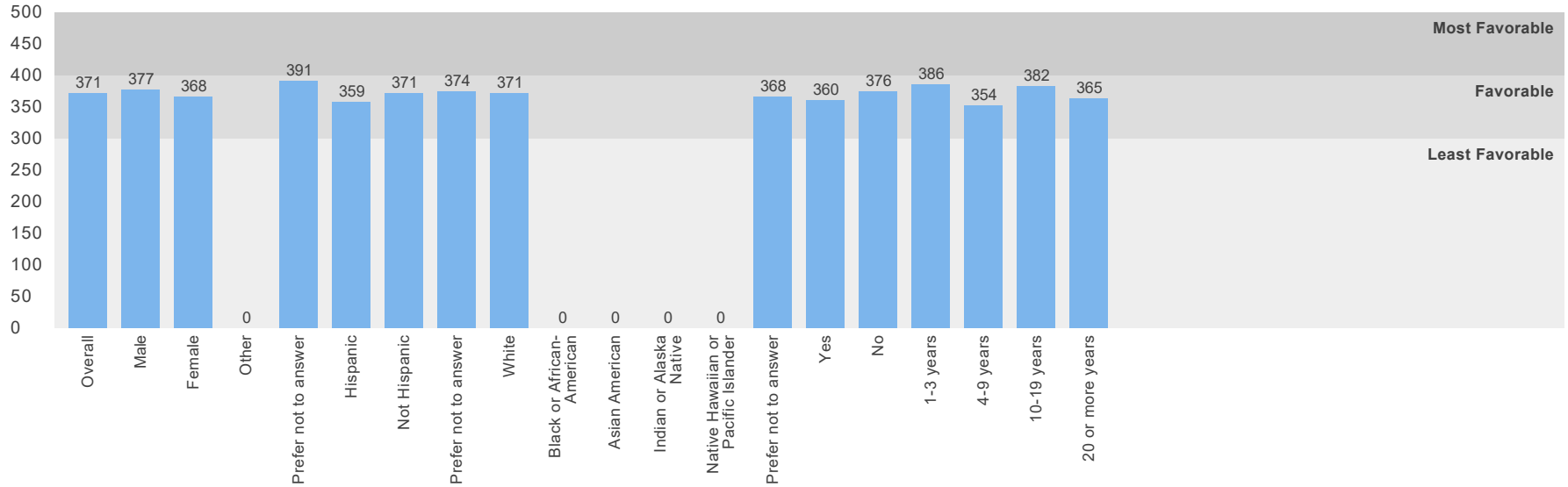
Physical Health



Mental Health



Discipline



Number of Submissions: 65

The top percentage is for this school, the bottom is for the district

	Male	Female	Other	Prefer not to answer
Are you male or female?	23%	72%	0%	5%
	21%	73%	0%	5%

	Hispanic	Not Hispanic	Prefer not to answer
Are you of Hispanic or Latino origin?	2%	89%	9%
	2%	90%	8%

	White	Black or African-American	Asian American	Indian or Alaska Native	Native Hawaiian or Pacific Islander	Prefer not to answer

What is your race?	92%	0%	0%	0%	0%	8%
	90%	1%	0%	0%	0%	8%

	Yes	No
Is your main assignment/responsibility at this school to provide instruction or other support services to any of these types of students - Special Education, English Language Learners, Gifted and Talented Education students, or Migrant Education?	34%	66%
	42%	58%

	1-3 years	4-9 years	10-19 years	20 or more years
How many years have you been working at this school?	12%	20%	31%	37%
	17%	31%	26%	26%

	Strongly Agree	Agree	Disagree	Strongly Disagree
At this school, all students are treated equally, regardless of whether their parents are rich or poor.	23%	58%	18%	0%
	32%	51%	17%	0%
This school encourages students to take challenging classes no matter their race, ethnicity, nationality, and/or cultural background (e.g., honor level courses, gifted courses, AP or IB courses).	53%	42%	3%	2%
	44%	49%	6%	1%
This school provides instructional materials (e.g., textbooks, handouts) that reflect students' cultural background, ethnicity and identity.	14%	69%	17%	0%
	19%	66%	14%	1%
This school emphasizes showing respect for all students' cultural beliefs and practices.	42%	55%	3%	0%
	45%	51%	4%	0%
This school provides effective resources and training for teaching students with Individualized Education Programs (IEPs) across different languages and cultures.	12%	58%	23%	6%
	15%	47%	32%	5%
This school provides effective supports for students needing alternative modes of communication (e.g., manual signs, communication boards, computer-based devices, picture exchange systems, Braille).	38%	58%	3%	2%
	33%	59%	6%	2%
Staff do a good job helping parents to support their children's learning at home.	33%	64%	3%	0%
	35%	61%	4%	0%
Staff do a good job helping parents understand when their child needs to learn social, emotional, and character skills.	30%	61%	9%	0%
	31%	57%	11%	1%

If a student has done something well or makes improvement, staff contact his/her parents.	13% 19%	69% 63%	19% 18%	0% 0%
This school asks families to volunteer at the school.	18% 21%	61% 53%	19% 23%	2% 2%
This school communicates with parents in a timely and ongoing basis.	46% 44%	52% 52%	2% 4%	0% 0%
My level of involvement in decision making at this school is fine with me.	20% 22%	65% 56%	14% 19%	2% 3%
Staff at this school have many informal opportunities to influence what happens within the school.	22% 20%	59% 53%	19% 26%	0% 2%
At this school, students are given the opportunity to take part in decision making.	11% 12%	65% 60%	24% 27%	0% 1%
Administrators involve staff in decision-making.	20% 17%	51% 50%	26% 29%	3% 5%
This school provides students with opportunities to take a lead role in organizing programs and activities.	27% 21%	68% 65%	5% 12%	0% 2%
Students are encouraged to get involved in extra-curricular activities.	86% 52%	14% 46%	0% 2%	0% 0%
I feel like I belong.	46% 40%	51% 53%	3% 6%	0% 1%
I feel satisfied with the recognition I get for doing a good job.	41% 30%	45% 45%	14% 21%	0% 4%
I feel comfortable discussing feelings, worries, and frustrations with my supervisor.	48% 38%	32% 41%	17% 16%	3% 6%
This school inspires me to do the very best at my job.	40% 34%	55% 53%	5% 10%	0% 2%
People at this school care about me as a person.	46% 41%	49% 52%	5% 7%	0% 0%
I can manage almost any student behavior problem.	34% 29%	63% 63%	3% 7%	0% 0%

I feel safe at this school.	48% 46%	45% 51%	8% 4%	0% 0%
The following types of problems occur at this school often: physical conflicts among students.	2% 1%	6% 7%	55% 58%	37% 34%
The following types of problems occur at this school often: robbery or theft.	2% 2%	6% 5%	53% 53%	39% 41%
The following types of problems occur at this school often: vandalism.	2% 2%	23% 18%	59% 50%	16% 30%
The following types of problems occur at this school often: student possession of weapons.	2% 1%	0% 2%	34% 37%	64% 60%
The following types of problems occur at this school often: sexual assault or dating violence.	2% 1%	5% 7%	47% 47%	47% 44%
The following types of problems occur at this school often: physical abuse of teachers.	2% 1%	0% 4%	37% 42%	62% 54%
The following types of problems occur at this school often: student verbal abuse of teachers.	2% 2%	14% 16%	67% 60%	17% 23%
I think that bullying is a frequent problem at this school.	5% 3%	46% 29%	45% 57%	5% 11%
I think that cyberbullying is a frequent problem among students at this school.	16% 7%	64% 42%	19% 39%	2% 11%
Students at this school would feel comfortable reporting a bullying incident to a teacher or other staff.	5% 15%	71% 64%	25% 20%	0% 0%
Staff at this school always stop bullying when they see it.	19% 28%	70% 58%	11% 15%	0% 0%
Staff at this school are teased or picked on about their race or ethnicity.	0% 1%	3% 4%	42% 45%	55% 50%
Staff at this school are teased or picked on about their cultural background or religion.	0% 1%	3% 6%	42% 43%	55% 50%
Staff at this school are teased or picked on about their physical or mental disability.	0% 0%	3% 4%	42% 44%	55% 51%

Staff at this school are teased or picked on about their sexuality.	0% 1%	6% 3%	42% 45%	52% 51%
---	----------	----------	------------	------------

	Not a Problem	Small Problem	Somewhat a Problem	Large Problem
At this school, how much of a problem is student drug use?	38% 46%	57% 20%	5% 27%	0% 7%
At this school, how much of a problem is student use of electronic cigarettes?	40% 46%	46% 18%	14% 24%	0% 12%
At this school, how much of a problem is student use of tobacco (e.g., cigarettes, chew, cigars)?	58% 58%	41% 30%	2% 11%	0% 2%
At this school, how much of a problem is student alcohol use?	55% 51%	39% 22%	6% 22%	0% 5%

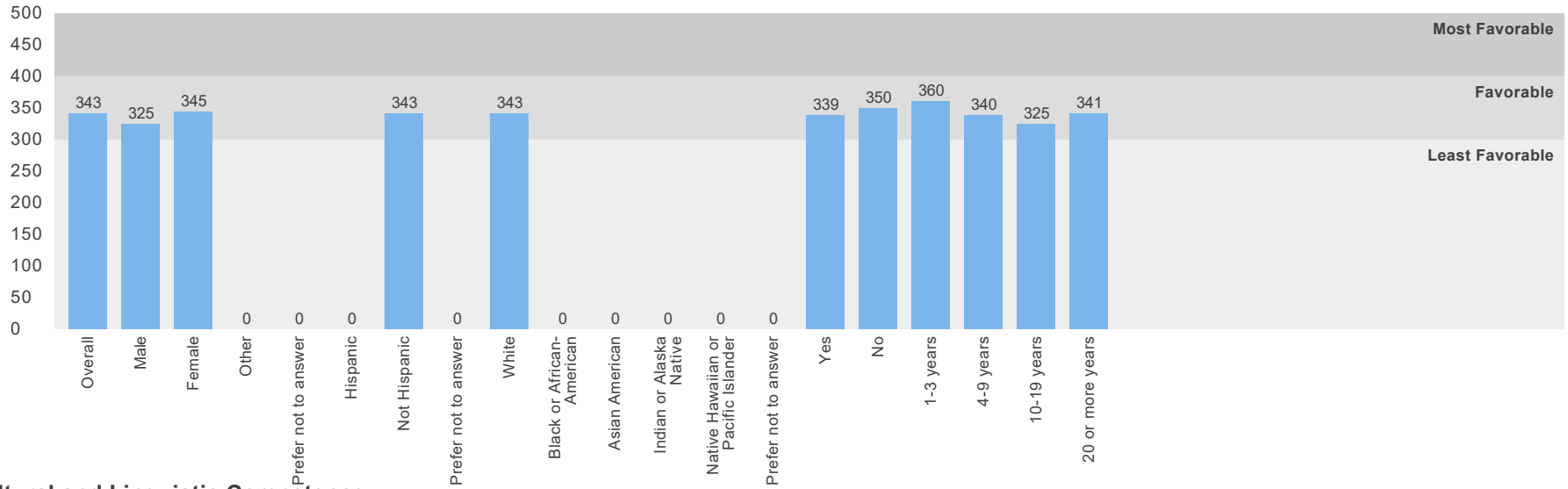
	Strongly Agree	Agree	Disagree	Strongly Disagree
This school collaborates well with community organizations to help address youth substance use problems.	16% 11%	71% 68%	13% 16%	0% 4%
This school has adequate resources to address substance use prevention.	21% 12%	72% 69%	7% 15%	0% 3%
This school provides effective confidential support and referral services for students needing help because of substance abuse (e.g., a Student Assistance Program).	16% 13%	79% 74%	5% 10%	0% 3%
This school has programs that address substance use among students.	18% 11%	62% 59%	18% 24%	2% 5%
I know what to do if there is an emergency, natural disaster (tornado, flood) or a dangerous situation (e.g., violent person on campus) during the school day.	55% 37%	45% 60%	0% 2%	0% 1%
This school has a written plan that describes procedures to be performed in shootings.	53% 40%	45% 56%	2% 3%	0% 1%
This school has a written plan that clearly describes procedures to be performed in natural disasters (e.g., earthquakes or tornadoes).	57% 38%	43% 53%	0% 9%	0% 1%
This school or school district provides effective training in safety procedures to staff (e.g., lockdown training or fire drills).	66% 47%	33% 46%	2% 6%	0% 1%

This school looks clean and pleasant.	48% 38%	47% 57%	5% 3%	0% 1%
This school is an inviting work environment.	40% 38%	58% 55%	2% 6%	0% 1%
My teaching is hindered by poor heating, cooling, and/or lighting systems at this school.	12% 11%	34% 28%	49% 44%	5% 17%
My teaching is hindered by a lack of instructional space (e.g., classrooms) at this school.	6% 3%	9% 7%	49% 57%	35% 32%
My teaching is hindered by a lack of textbooks and basic supplies at this school.	2% 1%	3% 3%	52% 59%	43% 37%
My teaching is hindered by inadequate or outdated equipment or facilities at this school.	2% 1%	8% 8%	48% 56%	42% 35%
The students in my class(es) come to class prepared with the appropriate supplies and books.	9% 12%	67% 74%	19% 11%	5% 3%
Once we start a new program at this school, we follow up to make sure that it's working.	2% 6%	44% 43%	42% 40%	13% 11%
The programs and resources at this school are adequate to support students' learning.	16% 15%	75% 67%	9% 17%	0% 1%
Teachers at this school feel responsible to help each other do their best.	40% 33%	53% 58%	5% 8%	2% 1%
Teachers at this school feel that it is a part of their job to prepare students to succeed in college.	27% 34%	68% 61%	5% 5%	0% 0%
The programs and resources at this school are adequate to support students with special needs or disabilities.	17% 15%	72% 61%	9% 19%	2% 4%
This school provides the materials, resources, and training necessary for me to support students' physical health and nutrition.	19% 16%	63% 59%	16% 22%	2% 2%
This school places a priority on making healthy food choices.	16% 11%	61% 59%	17% 26%	6% 4%
This school places a priority on students' health needs.	24% 19%	65% 67%	11% 13%	0% 2%

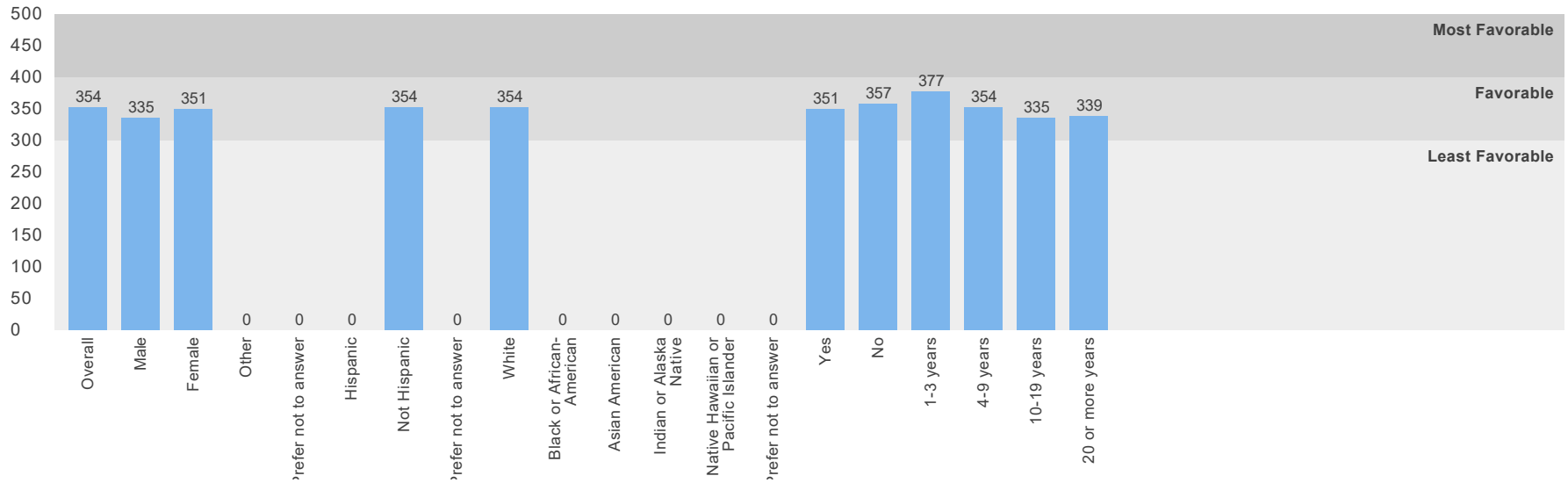
This school places a priority on students' physical activity.	24% 18%	68% 70%	8% 11%	0% 1%
This school provides quality counseling or other services to help students with social or emotional needs.	47% 38%	52% 57%	2% 5%	0% 0%
This school provides the materials, resources, and training necessary for me to support students' social or emotional needs.	19% 18%	67% 62%	14% 19%	0% 1%
This school places a priority on addressing students' mental health needs.	37% 31%	59% 58%	5% 10%	0% 1%
This school places a priority on teaching students strategies to manage their stress levels.	23% 23%	63% 57%	13% 17%	2% 3%
This school places a priority on helping students with their social, emotional, and behavioral problems.	28% 28%	64% 59%	8% 13%	0% 1%
Staff at this school are clearly informed about school policies and procedures.	32% 26%	59% 57%	6% 14%	3% 3%
Staff at this school recognize students for positive behavior.	43% 40%	54% 58%	3% 2%	0% 0%
School rules are applied equally to all students.	17% 22%	52% 54%	25% 19%	5% 6%
Discipline is fair.	17% 20%	61% 59%	20% 17%	2% 3%
This school effectively handles student discipline and behavior problems.	11% 16%	67% 60%	16% 19%	6% 5%
Staff at this school work together to ensure an orderly environment.	34% 32%	61% 62%	5% 5%	0% 0%

District Wide Scale Scores by Demographic

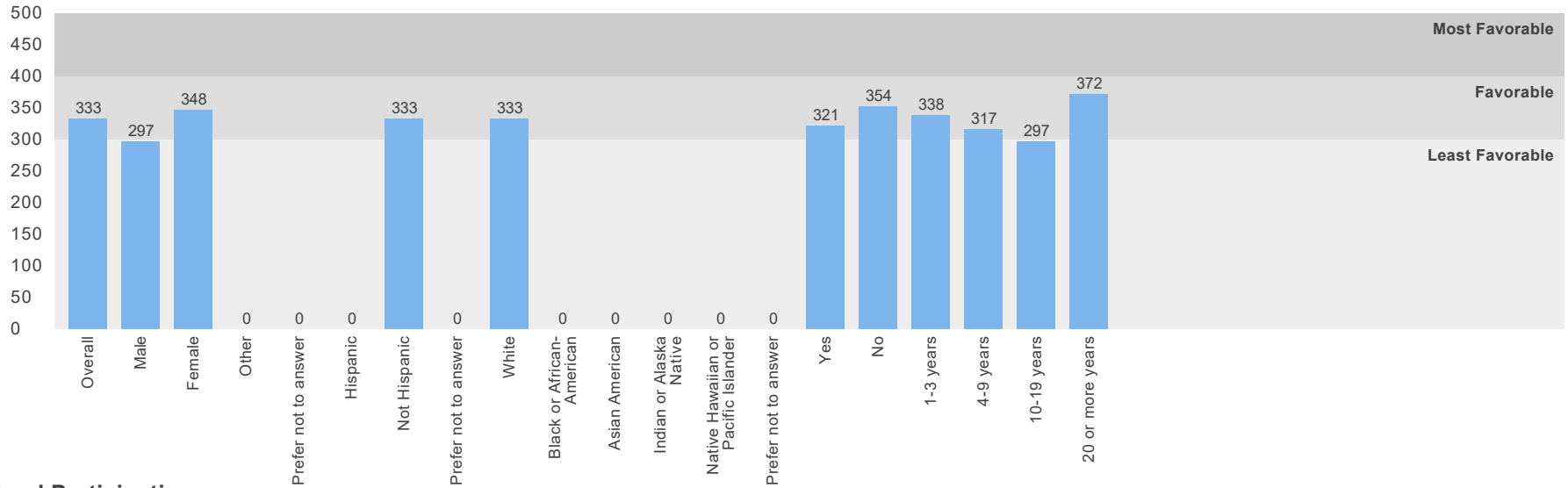
Engagement



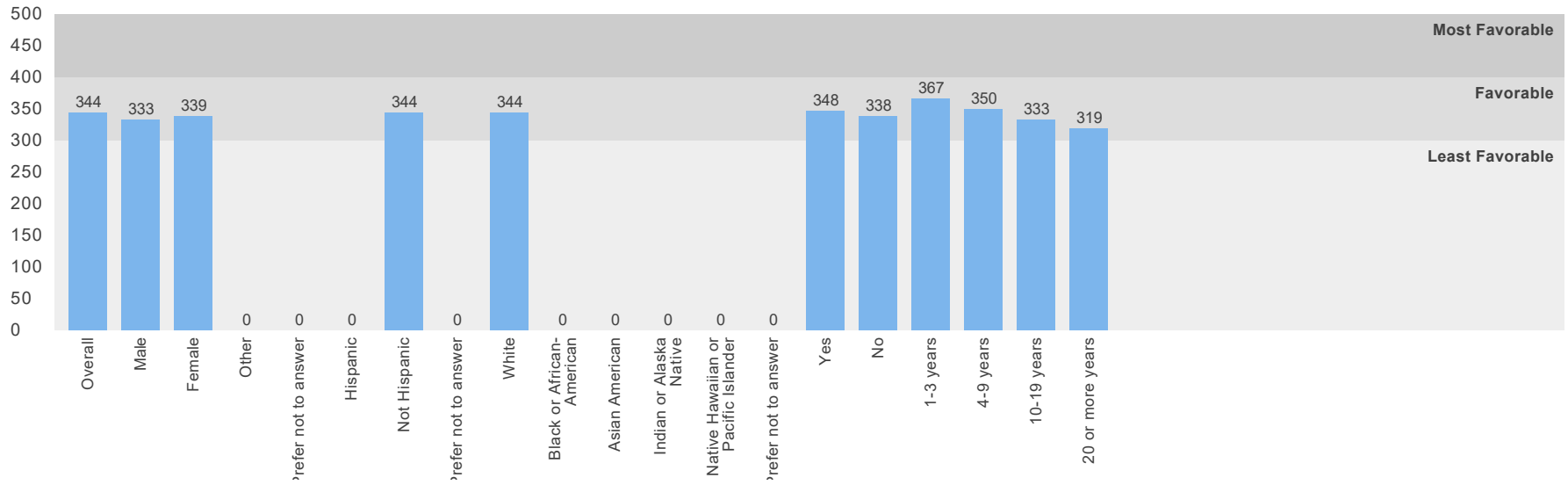
Cultural and Linguistic Competence



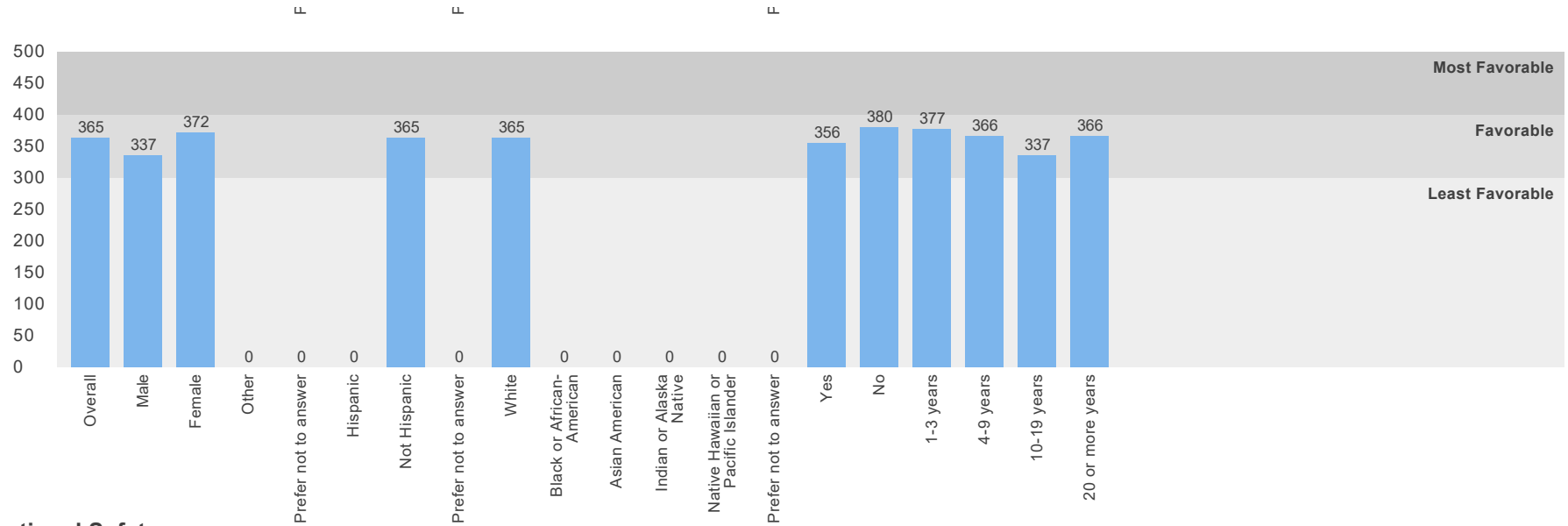
Relationships



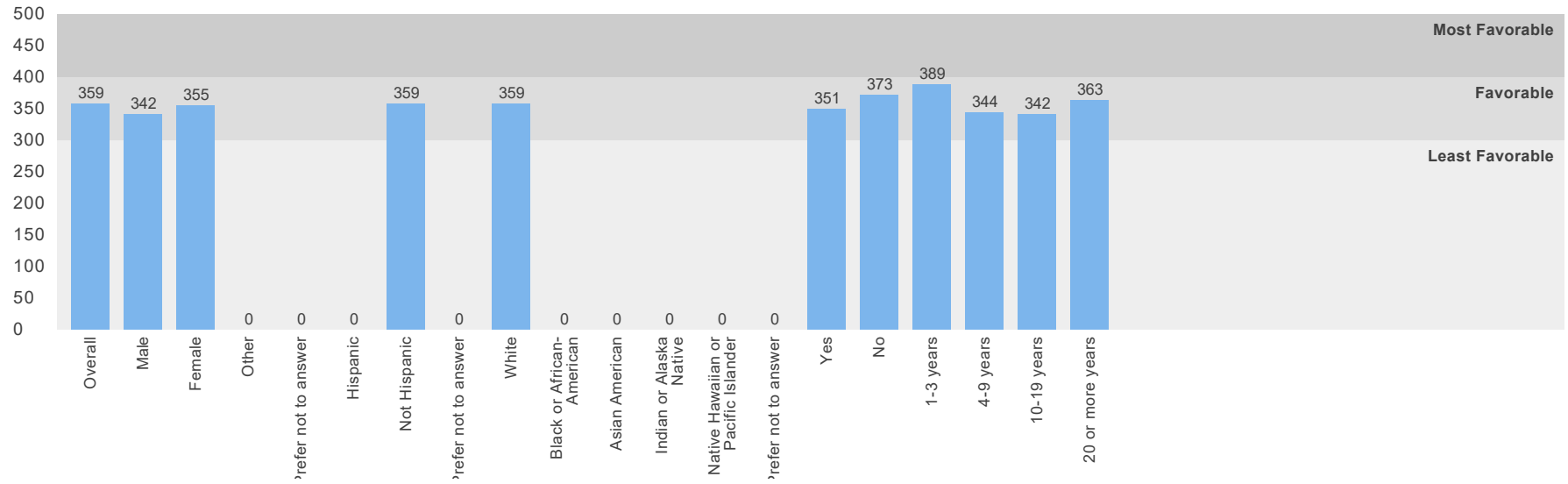
School Participation



Safety

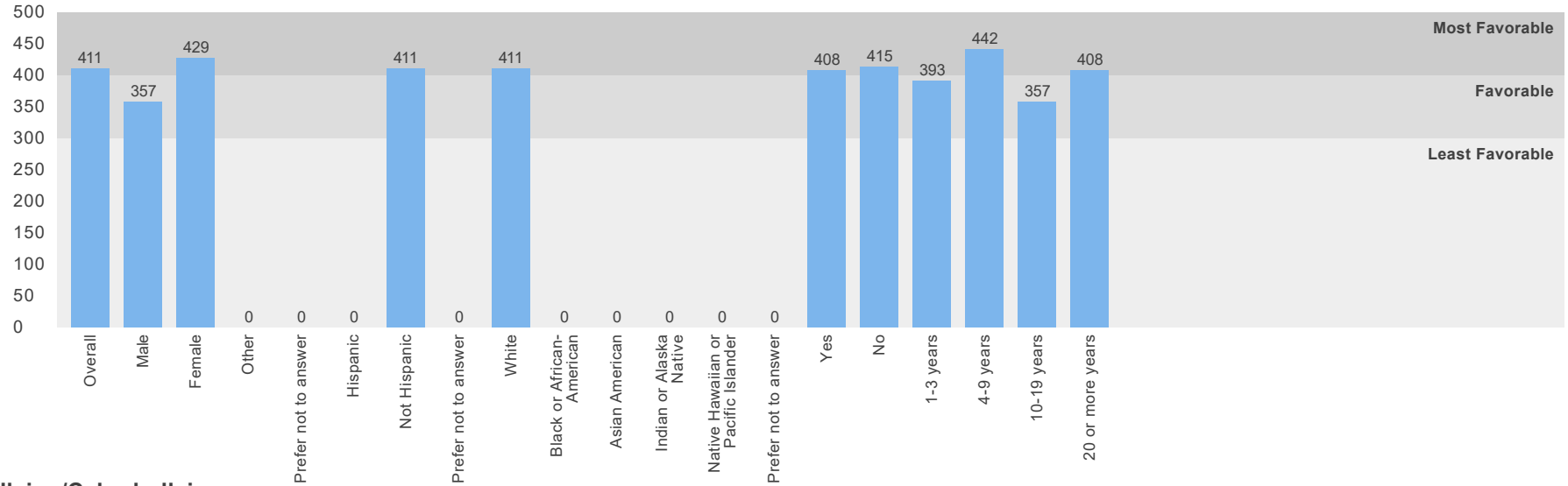


Emotional Safety

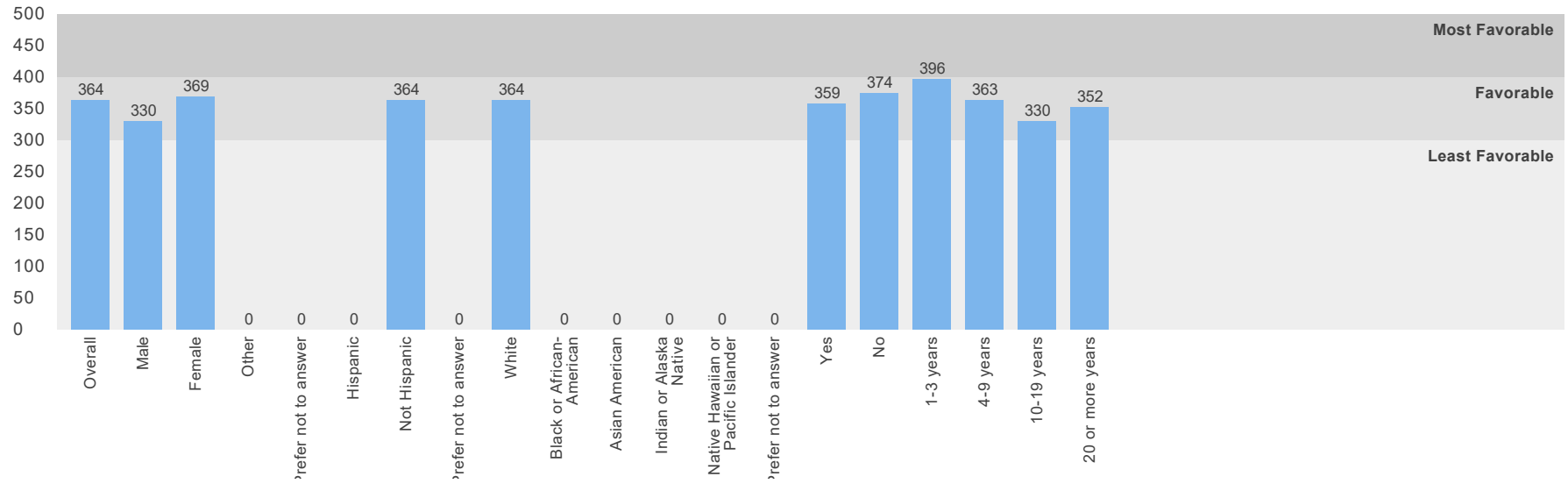


Physical Safety

F F F

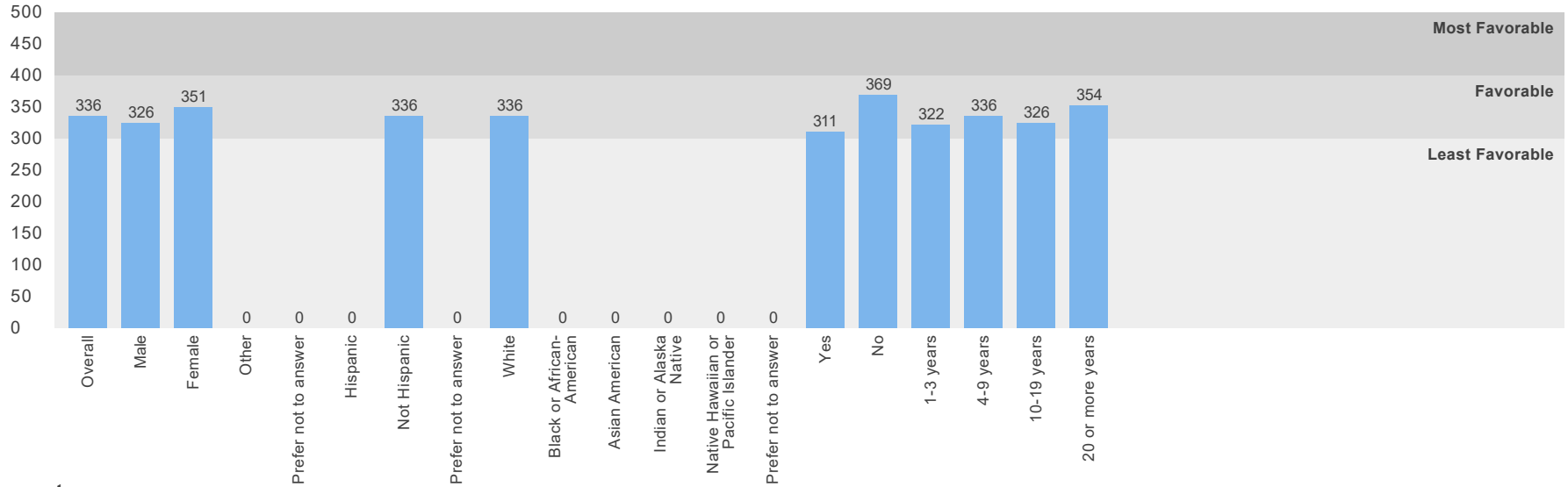


Bullying/Cyberbullying

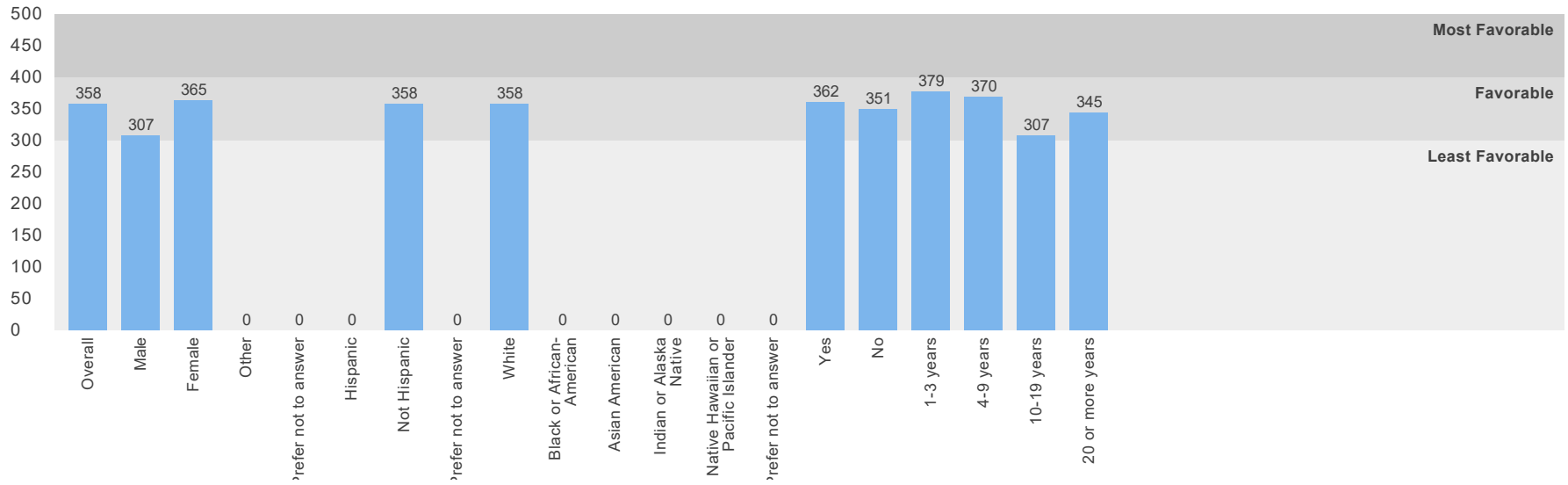


Substance Abuse

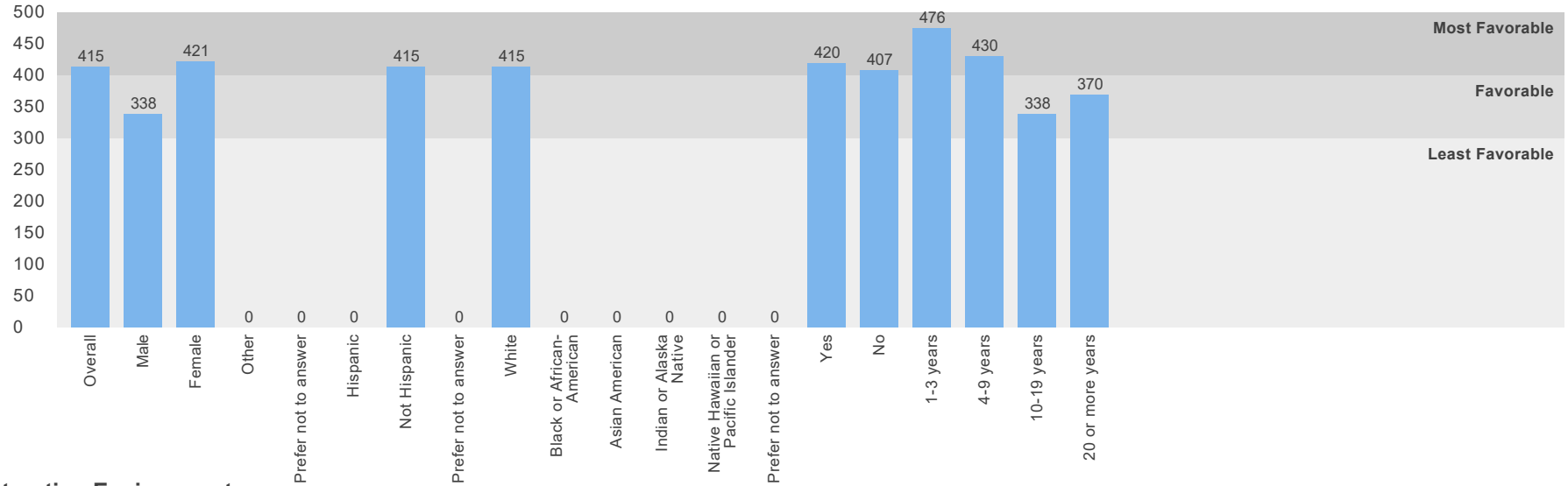
F F F



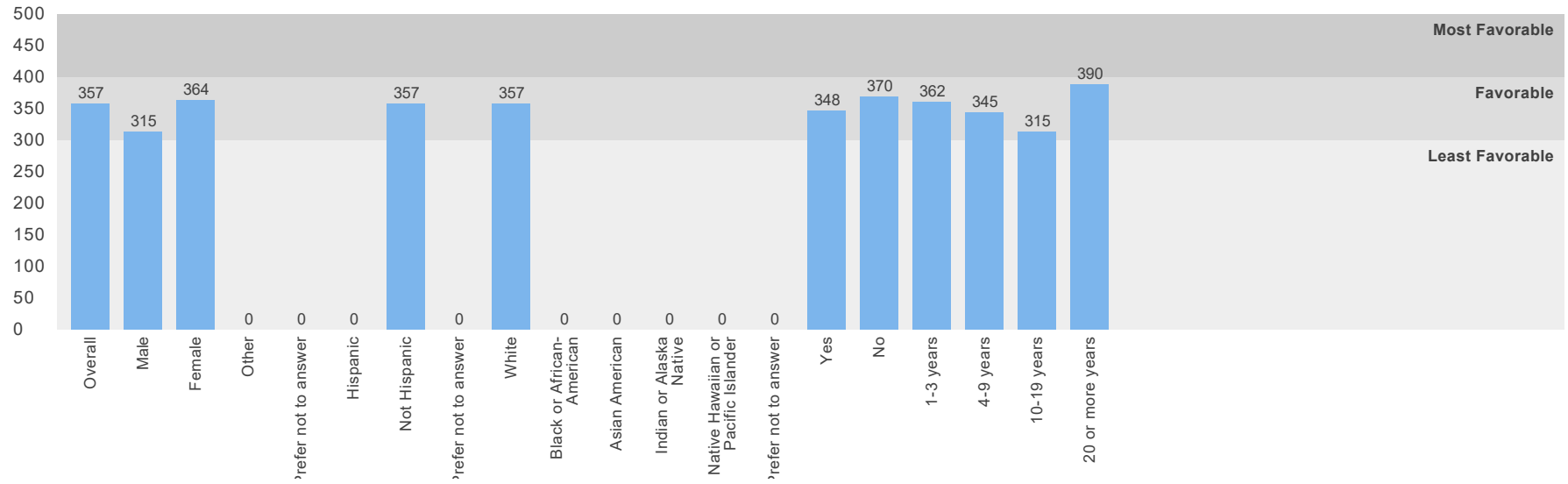
Environment



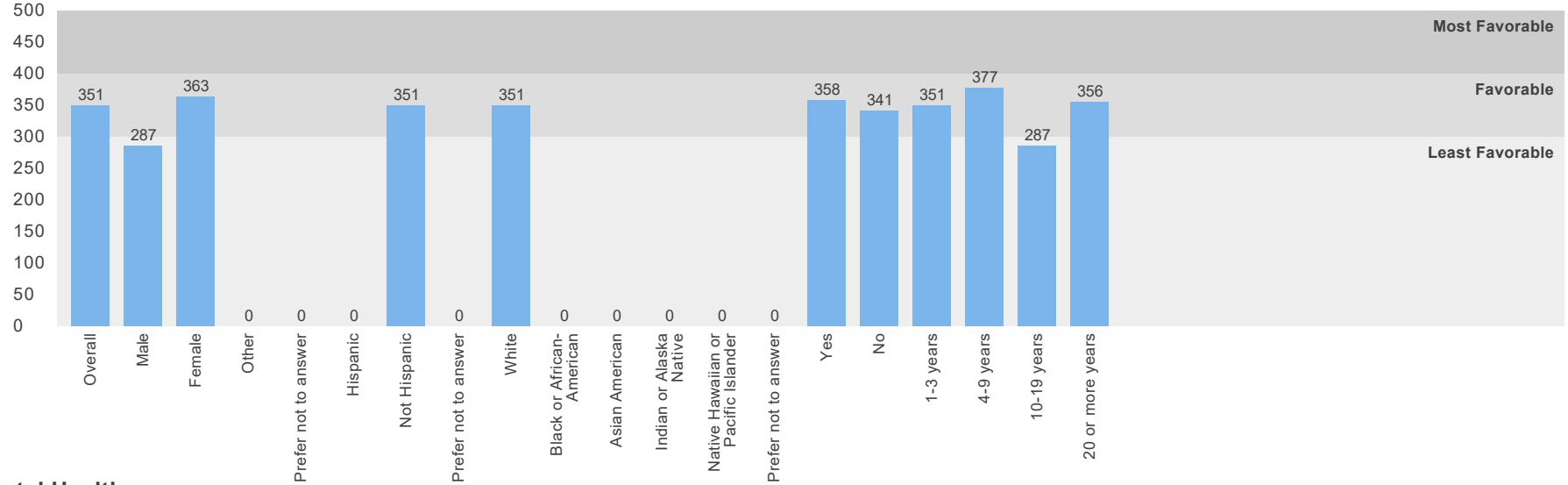
Physical Environment



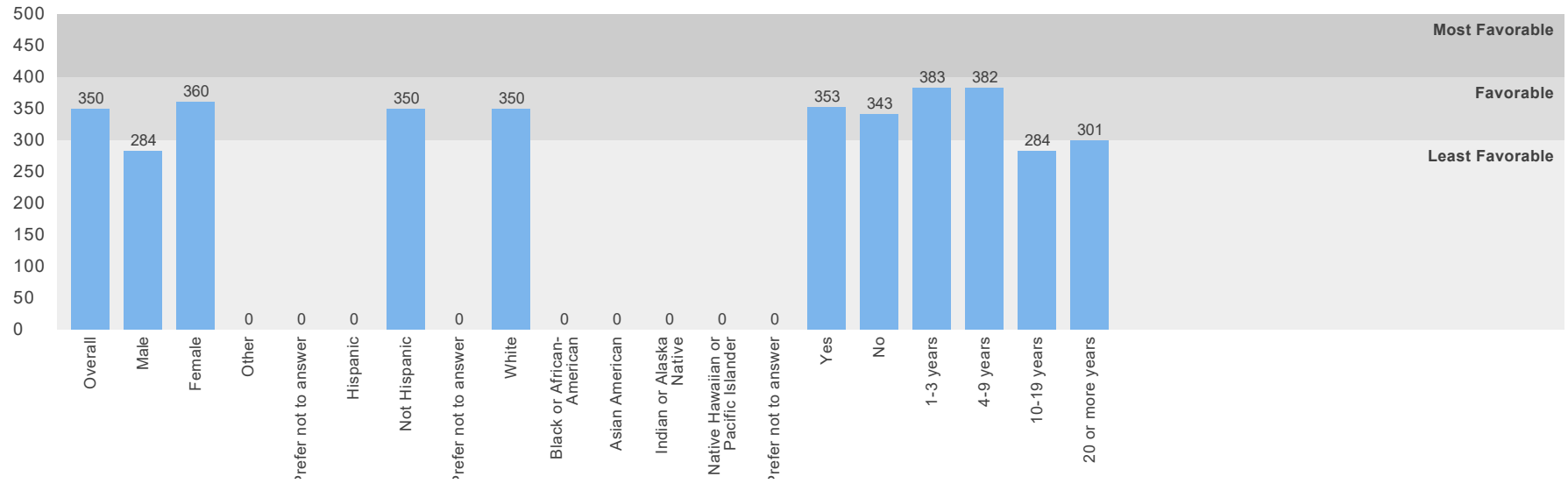
Instruction Environment



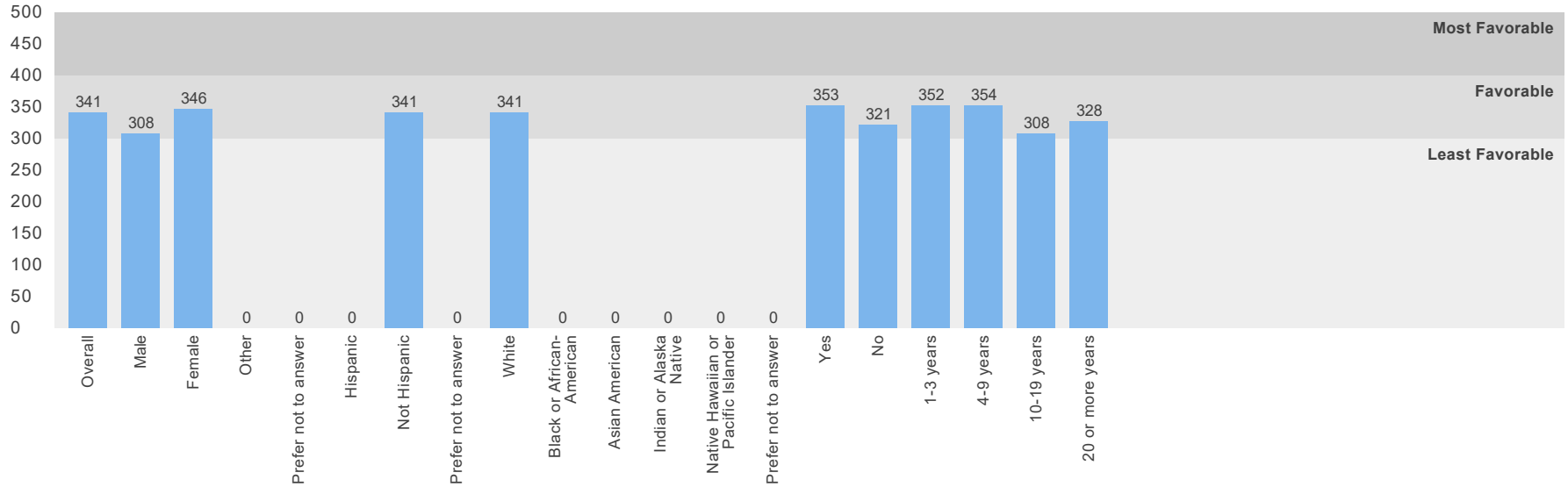
Physical Health



Mental Health



Discipline



Number of Submissions: 8

The top percentage is for this school, the bottom is for the district

	Male	Female	Other	Prefer not to answer
Are you male or female?	14%	86%	0%	0%
	21%	73%	0%	5%

	Hispanic	Not Hispanic	Prefer not to answer
Are you of Hispanic or Latino origin?	0%	100%	0%
	2%	90%	8%

	White	Black or African-American	Asian American	Indian or Alaska Native	Native Hawaiian or Pacific Islander	Prefer not to answer

What is your race?	100% 90%	0% 1%	0% 0%	0% 0%	0% 0%	0% 8%
--------------------	-------------	----------	----------	----------	----------	----------

	Yes	No
Is your main assignment/responsibility at this school to provide instruction or other support services to any of these types of students - Special Education, English Language Learners, Gifted and Talented Education students, or Migrant Education?	63% 42%	38% 58%

	1-3 years	4-9 years	10-19 years	20 or more years
How many years have you been working at this school?	25% 17%	38% 31%	13% 26%	25% 26%

	Strongly Agree	Agree	Disagree	Strongly Disagree
At this school, all students are treated equally, regardless of whether their parents are rich or poor.	25% 32%	50% 51%	25% 17%	0% 0%
This school encourages students to take challenging classes no matter their race, ethnicity, nationality, and/or cultural background (e.g., honor level courses, gifted courses, AP or IB courses).	14% 44%	86% 49%	0% 6%	0% 1%
This school provides instructional materials (e.g., textbooks, handouts) that reflect students' cultural background, ethnicity and identity.	13% 19%	75% 66%	0% 14%	13% 1%
This school emphasizes showing respect for all students' cultural beliefs and practices.	50% 45%	38% 51%	13% 4%	0% 0%
This school provides effective resources and training for teaching students with Individualized Education Programs (IEPs) across different languages and cultures.	0% 15%	38% 47%	63% 32%	0% 5%
This school provides effective supports for students needing alternative modes of communication (e.g., manual signs, communication boards, computer-based devices, picture exchange systems, Braille).	13% 33%	88% 59%	0% 6%	0% 2%
Staff do a good job helping parents to support their children's learning at home.	25% 35%	63% 61%	13% 4%	0% 0%
Staff do a good job helping parents understand when their child needs to learn social, emotional, and character skills.	13% 31%	50% 57%	38% 11%	0% 1%

If a student has done something well or makes improvement, staff contact his/her parents.	0% 19%	38% 63%	63% 18%	0% 0%
This school asks families to volunteer at the school.	0% 21%	63% 53%	38% 23%	0% 2%
This school communicates with parents in a timely and ongoing basis.	25% 44%	50% 52%	25% 4%	0% 0%
My level of involvement in decision making at this school is fine with me.	13% 22%	75% 56%	13% 19%	0% 3%
Staff at this school have many informal opportunities to influence what happens within the school.	0% 20%	75% 53%	25% 26%	0% 2%
At this school, students are given the opportunity to take part in decision making.	0% 12%	88% 60%	13% 27%	0% 1%
Administrators involve staff in decision-making.	0% 17%	75% 50%	25% 29%	0% 5%
This school provides students with opportunities to take a lead role in organizing programs and activities.	13% 21%	75% 65%	13% 12%	0% 2%
Students are encouraged to get involved in extra-curricular activities.	25% 52%	75% 46%	0% 2%	0% 0%
I feel like I belong.	38% 40%	63% 53%	0% 6%	0% 1%
I feel satisfied with the recognition I get for doing a good job.	0% 30%	50% 45%	50% 21%	0% 4%
I feel comfortable discussing feelings, worries, and frustrations with my supervisor.	13% 38%	63% 41%	25% 16%	0% 6%
This school inspires me to do the very best at my job.	25% 34%	63% 53%	13% 10%	0% 2%
People at this school care about me as a person.	25% 41%	75% 52%	0% 7%	0% 0%
I can manage almost any student behavior problem.	13% 29%	63% 63%	25% 7%	0% 0%

I feel safe at this school.	50% 46%	50% 51%	0% 4%	0% 0%
The following types of problems occur at this school often: physical conflicts among students.	0% 1%	0% 7%	63% 58%	38% 34%
The following types of problems occur at this school often: robbery or theft.	13% 2%	0% 5%	25% 53%	63% 41%
The following types of problems occur at this school often: vandalism.	0% 2%	13% 18%	38% 50%	50% 30%
The following types of problems occur at this school often: student possession of weapons.	0% 1%	0% 2%	25% 37%	75% 60%
The following types of problems occur at this school often: sexual assault or dating violence.	0% 1%	25% 7%	38% 47%	38% 44%
The following types of problems occur at this school often: physical abuse of teachers.	0% 1%	0% 4%	38% 42%	63% 54%
The following types of problems occur at this school often: student verbal abuse of teachers.	0% 2%	0% 16%	75% 60%	25% 23%
I think that bullying is a frequent problem at this school.	0% 3%	38% 29%	63% 57%	0% 11%
I think that cyberbullying is a frequent problem among students at this school.	0% 7%	63% 42%	38% 39%	0% 11%
Students at this school would feel comfortable reporting a bullying incident to a teacher or other staff.	0% 15%	50% 64%	50% 20%	0% 0%
Staff at this school always stop bullying when they see it.	0% 28%	86% 58%	14% 15%	0% 0%
Staff at this school are teased or picked on about their race or ethnicity.	0% 1%	0% 4%	50% 45%	50% 50%
Staff at this school are teased or picked on about their cultural background or religion.	0% 1%	0% 6%	63% 43%	38% 50%
Staff at this school are teased or picked on about their physical or mental disability.	0% 0%	0% 4%	63% 44%	38% 51%

Staff at this school are teased or picked on about their sexuality.	0% 1%	0% 3%	63% 45%	38% 51%
---	----------	----------	------------	------------

	Not a Problem	Small Problem	Somewhat a Problem	Large Problem
At this school, how much of a problem is student drug use?	0% 46%	14% 20%	86% 27%	0% 7%
At this school, how much of a problem is student use of electronic cigarettes?	0% 46%	17% 18%	67% 24%	17% 12%
At this school, how much of a problem is student use of tobacco (e.g., cigarettes, chew, cigars)?	0% 58%	29% 30%	57% 11%	14% 2%
At this school, how much of a problem is student alcohol use?	0% 51%	29% 22%	71% 22%	0% 5%

	Strongly Agree	Agree	Disagree	Strongly Disagree
This school collaborates well with community organizations to help address youth substance use problems.	14% 11%	71% 68%	14% 16%	0% 4%
This school has adequate resources to address substance use prevention.	14% 12%	57% 69%	29% 15%	0% 3%
This school provides effective confidential support and referral services for students needing help because of substance abuse (e.g., a Student Assistance Program).	17% 13%	67% 74%	17% 10%	0% 3%
This school has programs that address substance use among students.	0% 11%	43% 59%	57% 24%	0% 5%
I know what to do if there is an emergency, natural disaster (tornado, flood) or a dangerous situation (e.g., violent person on campus) during the school day.	50% 37%	50% 60%	0% 2%	0% 1%
This school has a written plan that describes procedures to be performed in shootings.	43% 40%	57% 56%	0% 3%	0% 1%
This school has a written plan that clearly describes procedures to be performed in natural disasters (e.g., earthquakes or tornadoes).	14% 38%	71% 53%	14% 9%	0% 1%
This school or school district provides effective training in safety procedures to staff (e.g., lockdown training or fire drills).	38% 47%	50% 46%	13% 6%	0% 1%

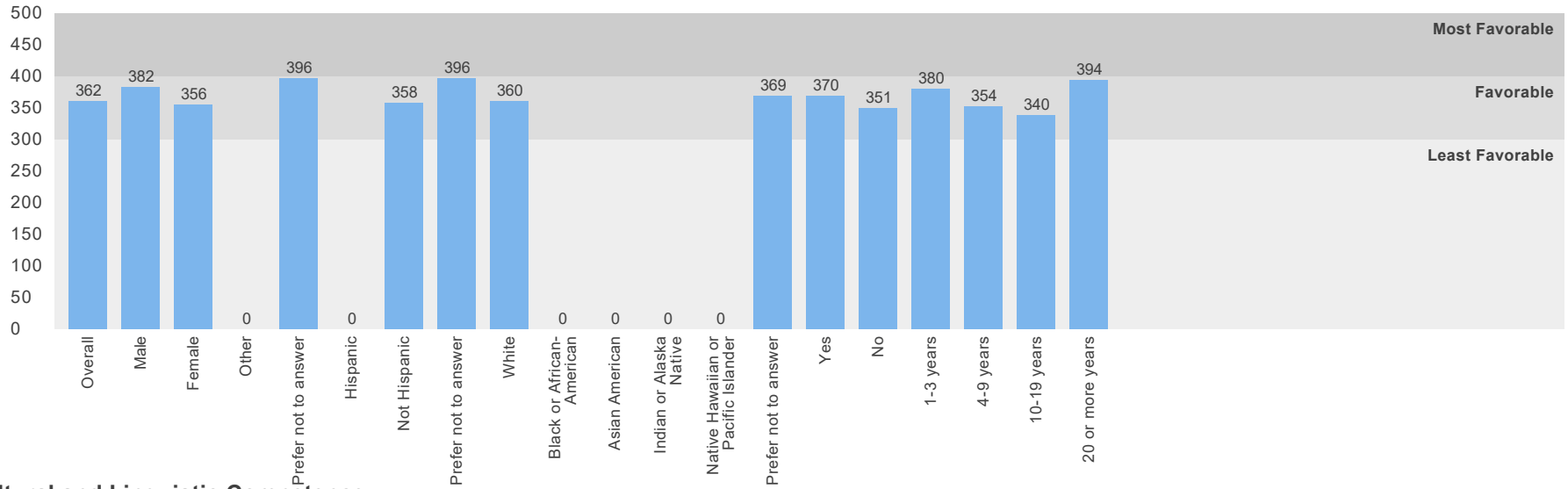
This school looks clean and pleasant.	50% 38%	50% 57%	0% 3%	0% 1%
This school is an inviting work environment.	25% 38%	75% 55%	0% 6%	0% 1%
My teaching is hindered by poor heating, cooling, and/or lighting systems at this school.	0% 11%	25% 28%	25% 44%	50% 17%
My teaching is hindered by a lack of instructional space (e.g., classrooms) at this school.	0% 3%	0% 7%	38% 57%	63% 32%
My teaching is hindered by a lack of textbooks and basic supplies at this school.	0% 1%	0% 3%	38% 59%	63% 37%
My teaching is hindered by inadequate or outdated equipment or facilities at this school.	0% 1%	0% 8%	38% 56%	63% 35%
The students in my class(es) come to class prepared with the appropriate supplies and books.	13% 12%	75% 74%	0% 11%	13% 3%
Once we start a new program at this school, we follow up to make sure that it's working.	0% 6%	63% 43%	38% 40%	0% 11%
The programs and resources at this school are adequate to support students' learning.	38% 15%	50% 67%	13% 17%	0% 1%
Teachers at this school feel responsible to help each other do their best.	25% 33%	75% 58%	0% 8%	0% 1%
Teachers at this school feel that it is a part of their job to prepare students to succeed in college.	25% 34%	75% 61%	0% 5%	0% 0%
The programs and resources at this school are adequate to support students with special needs or disabilities.	13% 15%	50% 61%	38% 19%	0% 4%
This school provides the materials, resources, and training necessary for me to support students' physical health and nutrition.	0% 16%	83% 59%	17% 22%	0% 2%
This school places a priority on making healthy food choices.	0% 11%	86% 59%	14% 26%	0% 4%
This school places a priority on students' health needs.	25% 19%	63% 67%	13% 13%	0% 2%

This school places a priority on students' physical activity.	13% 18%	75% 70%	13% 11%	0% 1%
This school provides quality counseling or other services to help students with social or emotional needs.	13% 38%	75% 57%	13% 5%	0% 0%
This school provides the materials, resources, and training necessary for me to support students' social or emotional needs.	13% 18%	50% 62%	38% 19%	0% 1%
This school places a priority on addressing students' mental health needs.	25% 31%	50% 58%	25% 10%	0% 1%
This school places a priority on teaching students strategies to manage their stress levels.	13% 23%	63% 57%	25% 17%	0% 3%
This school places a priority on helping students with their social, emotional, and behavioral problems.	25% 28%	50% 59%	25% 13%	0% 1%
Staff at this school are clearly informed about school policies and procedures.	0% 26%	75% 57%	25% 14%	0% 3%
Staff at this school recognize students for positive behavior.	13% 40%	88% 58%	0% 2%	0% 0%
School rules are applied equally to all students.	0% 22%	75% 54%	13% 19%	13% 6%
Discipline is fair.	0% 20%	75% 59%	13% 17%	13% 3%
This school effectively handles student discipline and behavior problems.	0% 16%	50% 60%	50% 19%	0% 5%
Staff at this school work together to ensure an orderly environment.	0% 32%	100% 62%	0% 5%	0% 0%

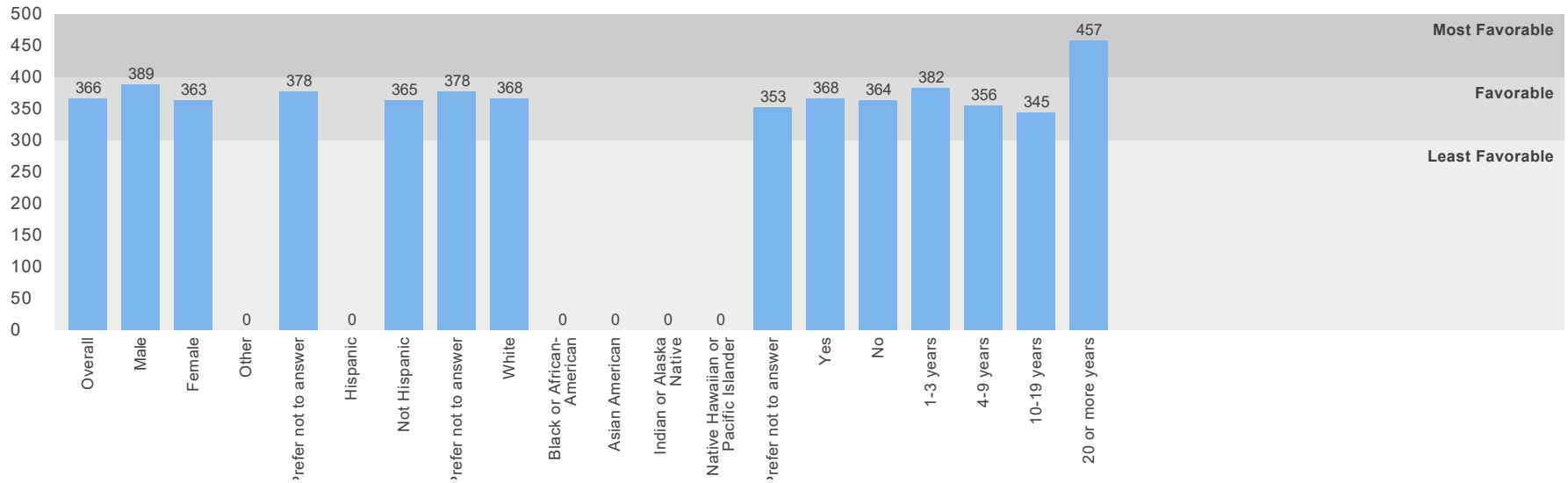
EAGLE ES

Scale Scores by Demographic

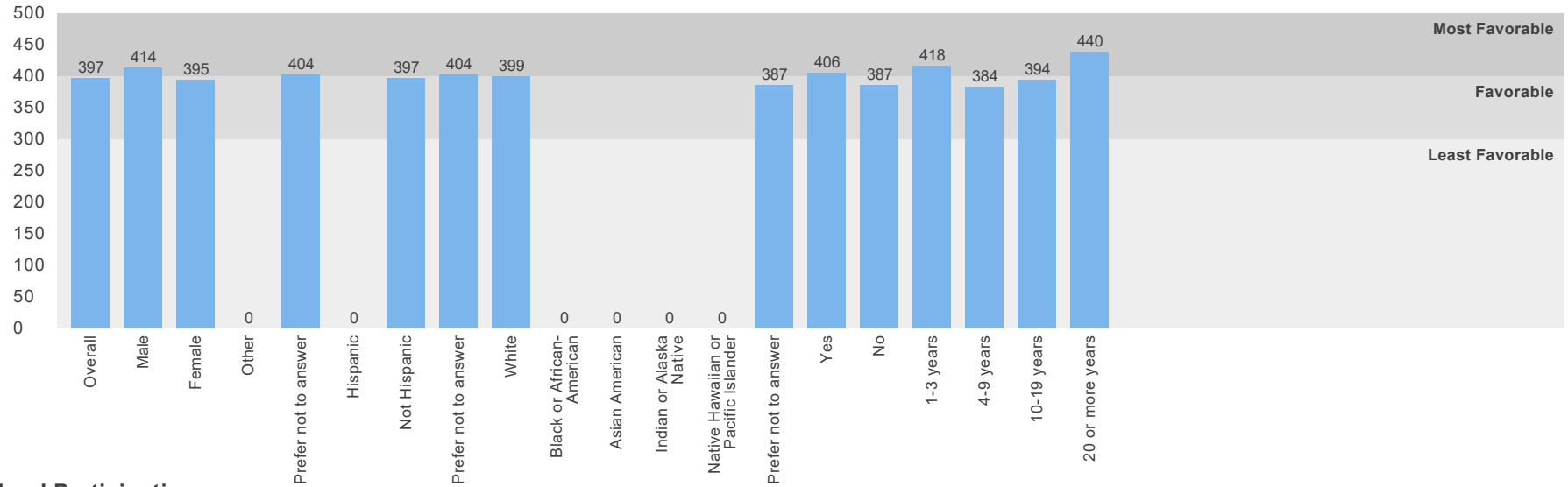
Engagement



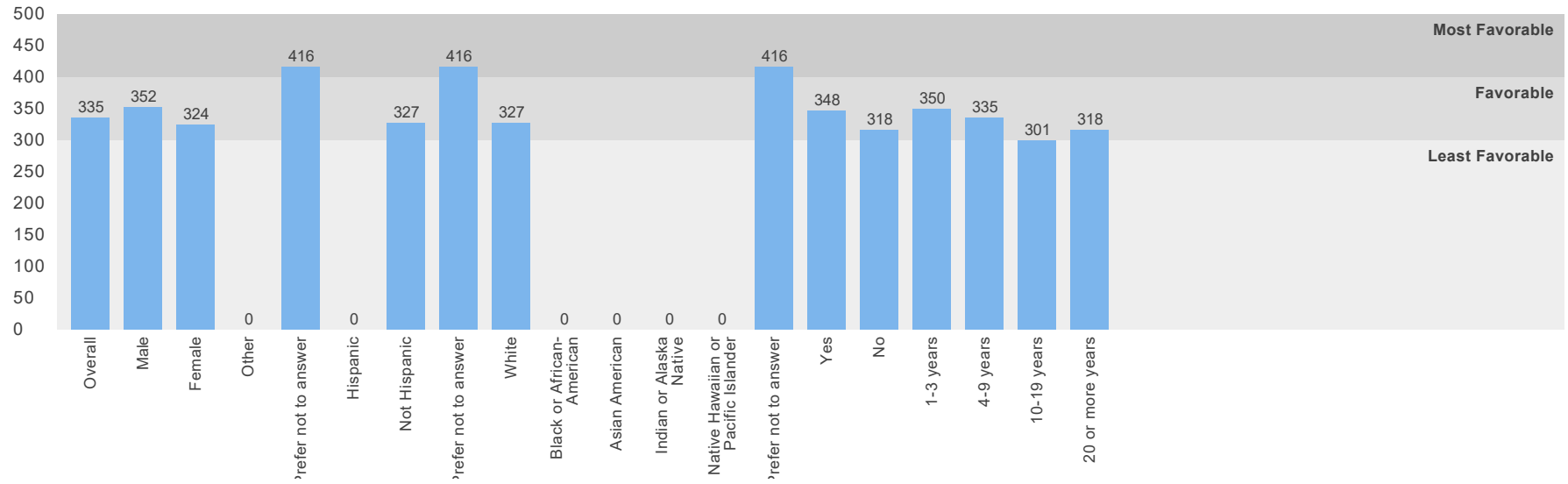
Cultural and Linguistic Competence



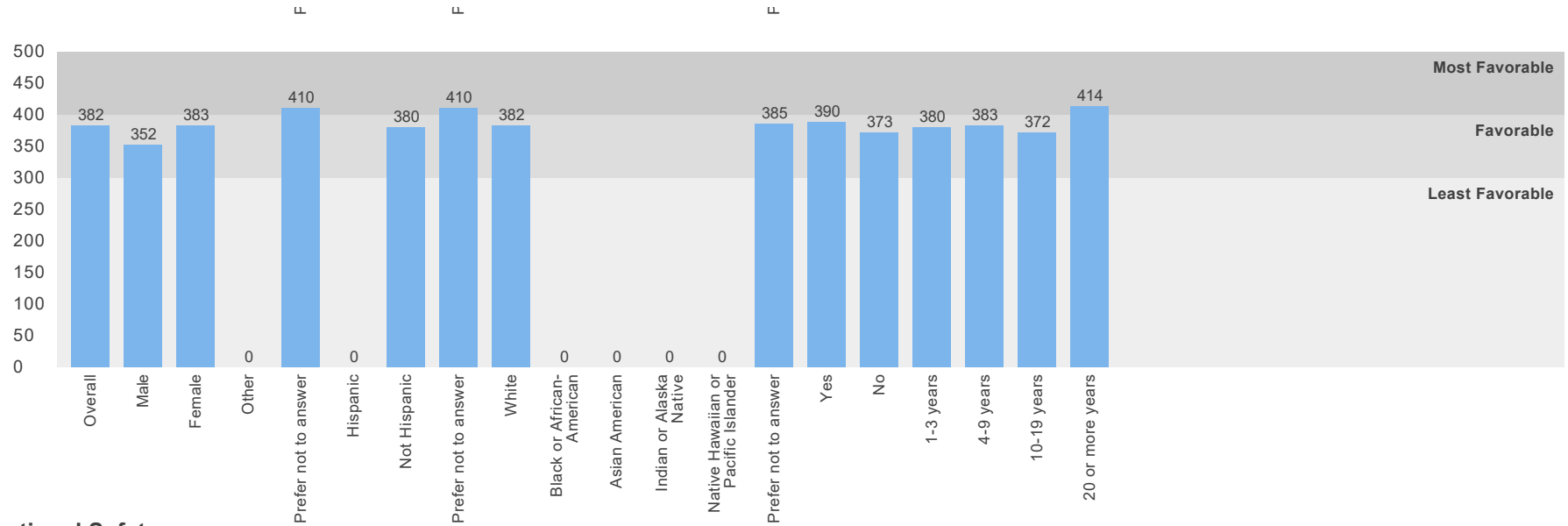
Relationships



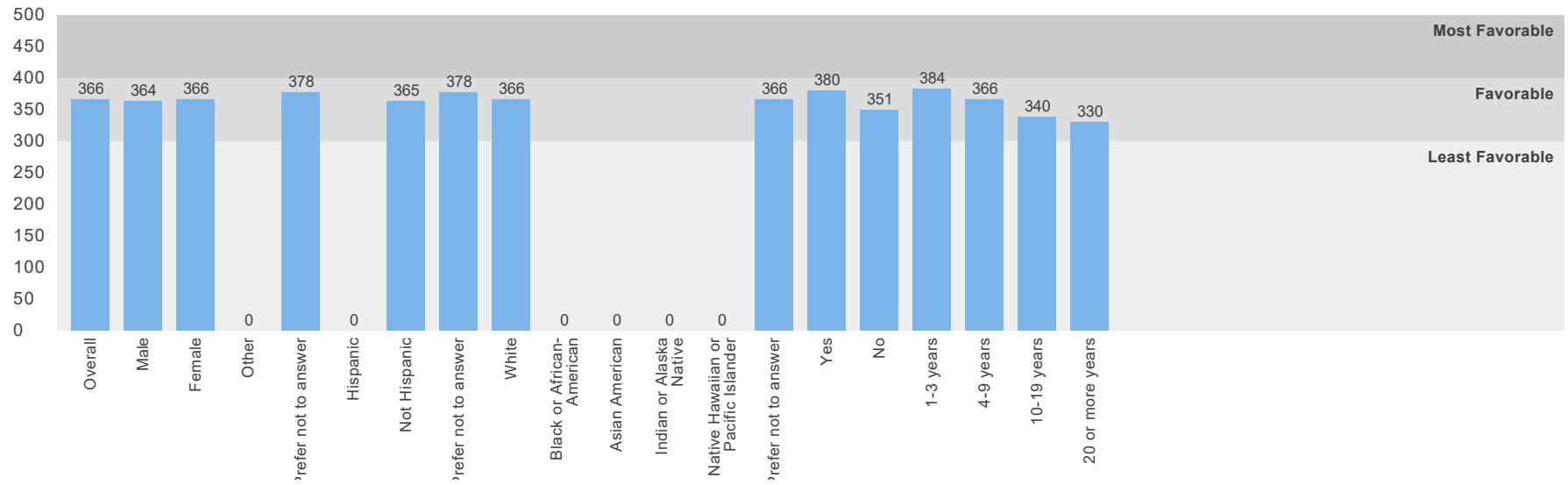
School Participation



Safety



Emotional Safety

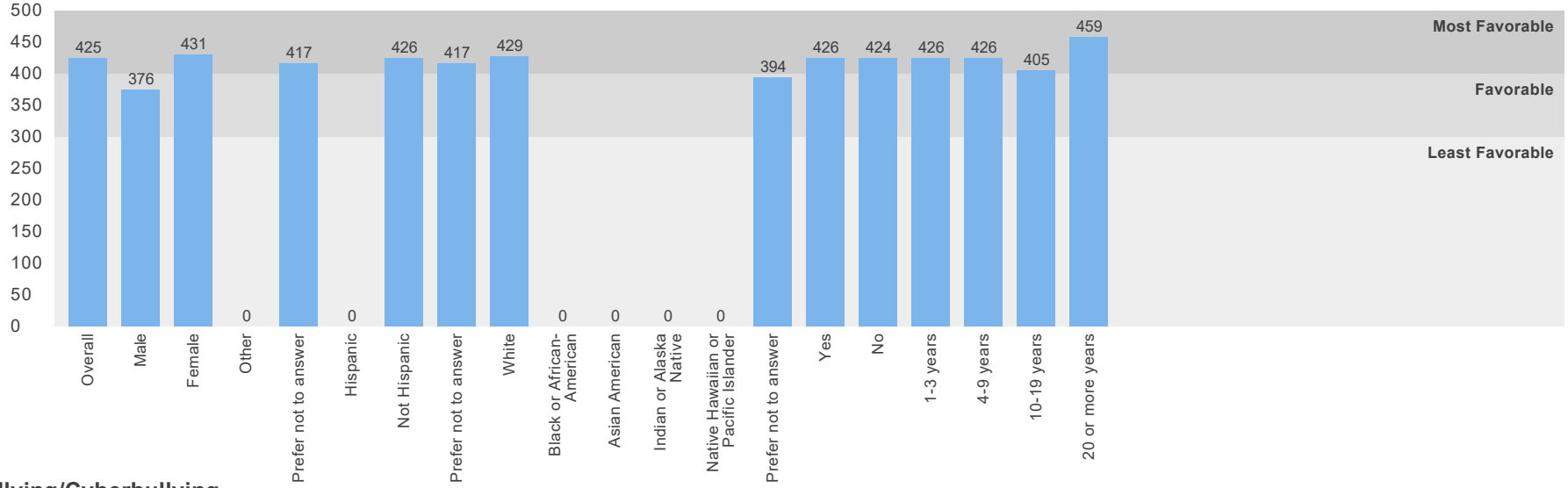


Physical Safety

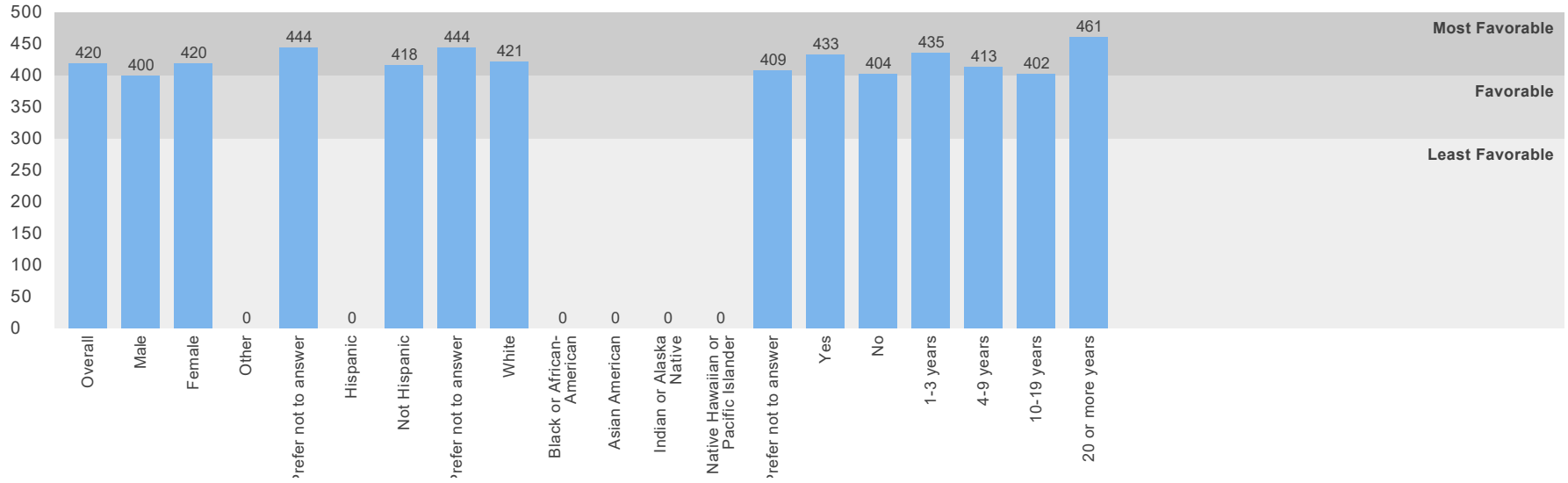
F

F

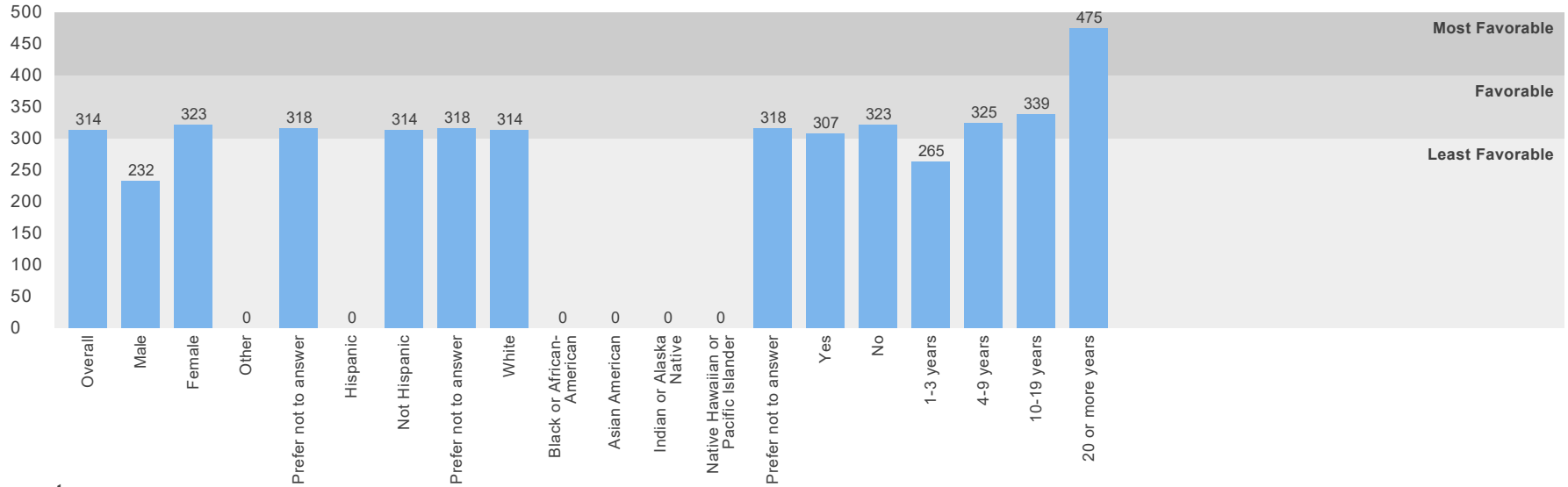
F



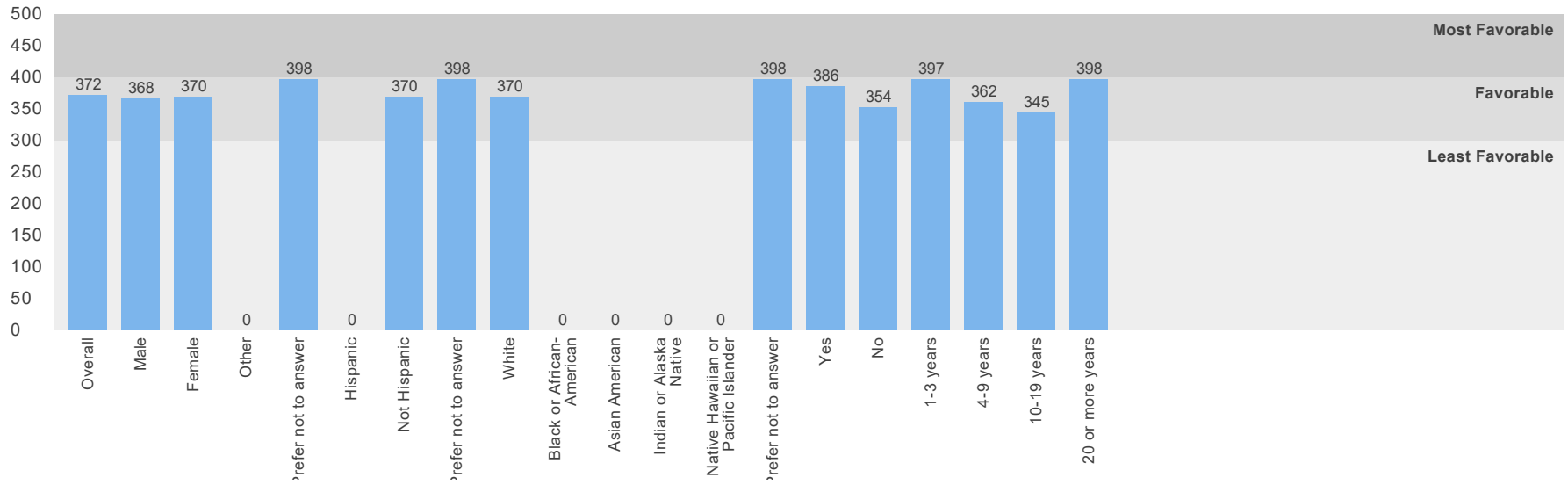
Bullying/Cyberbullying



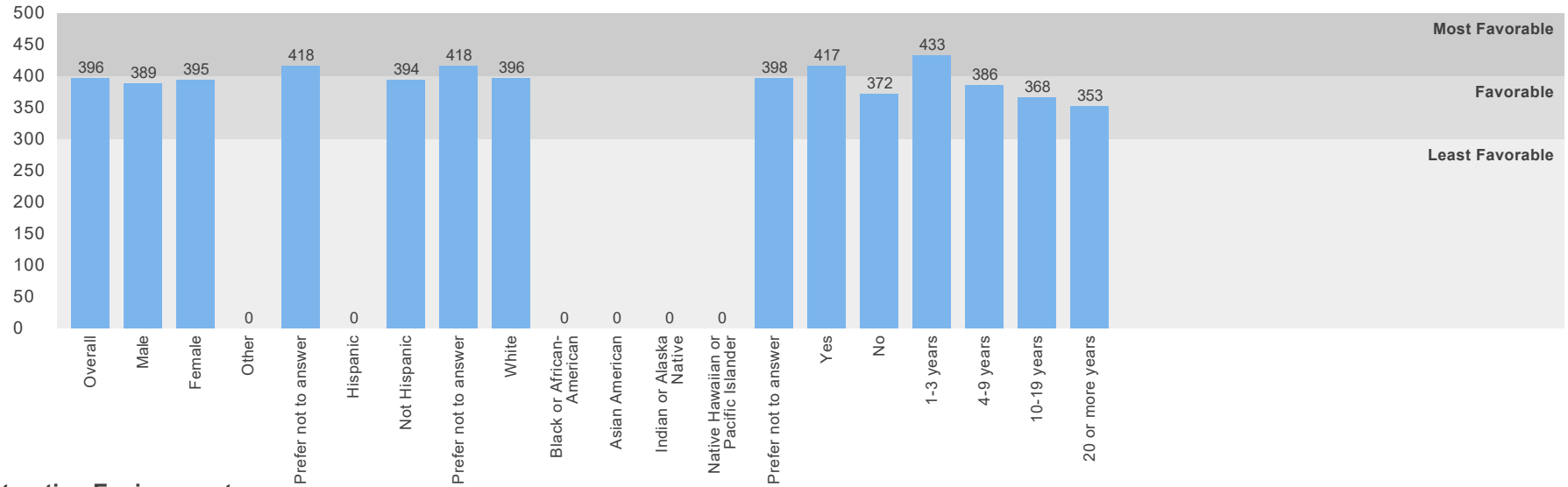
Substance Abuse



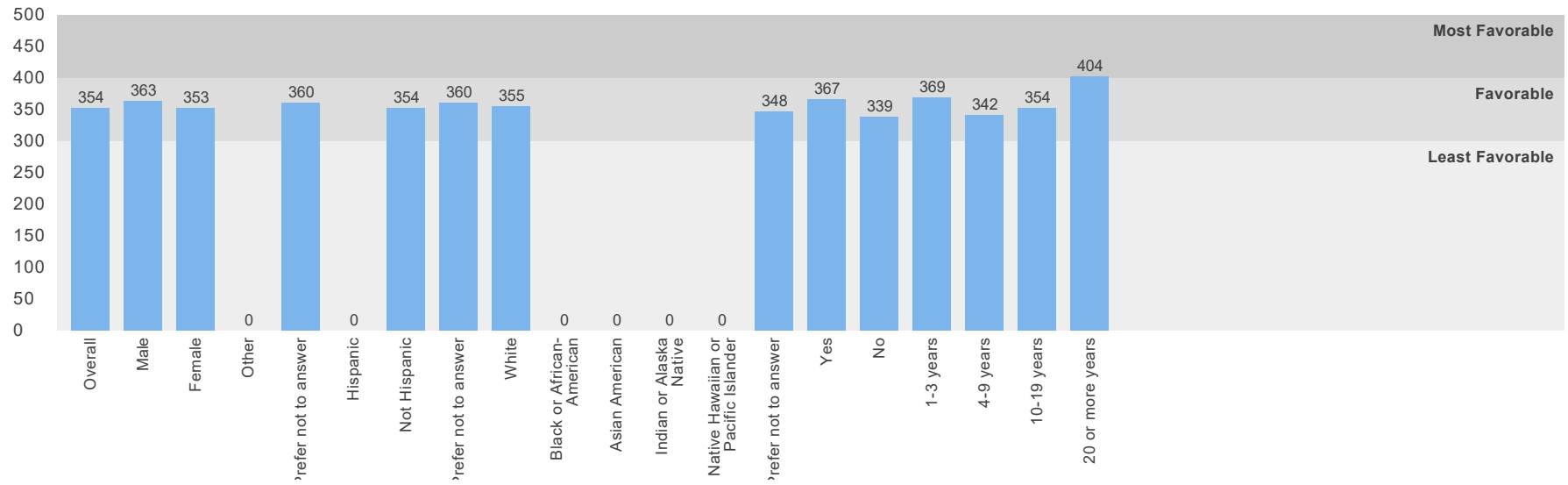
Environment



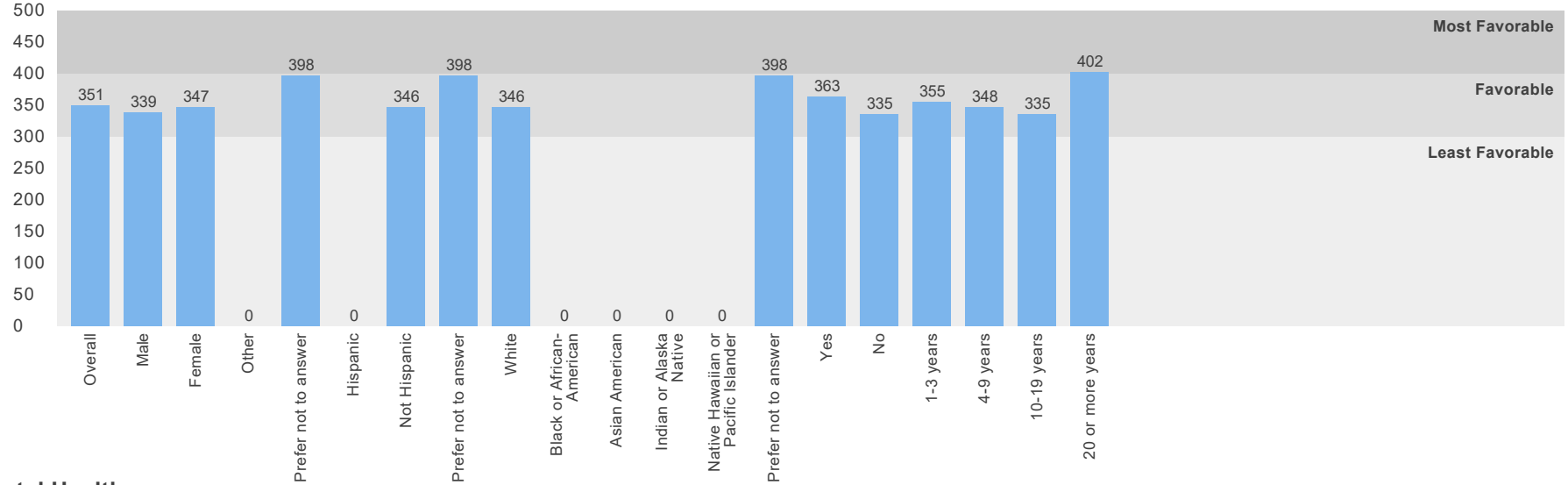
Physical Environment



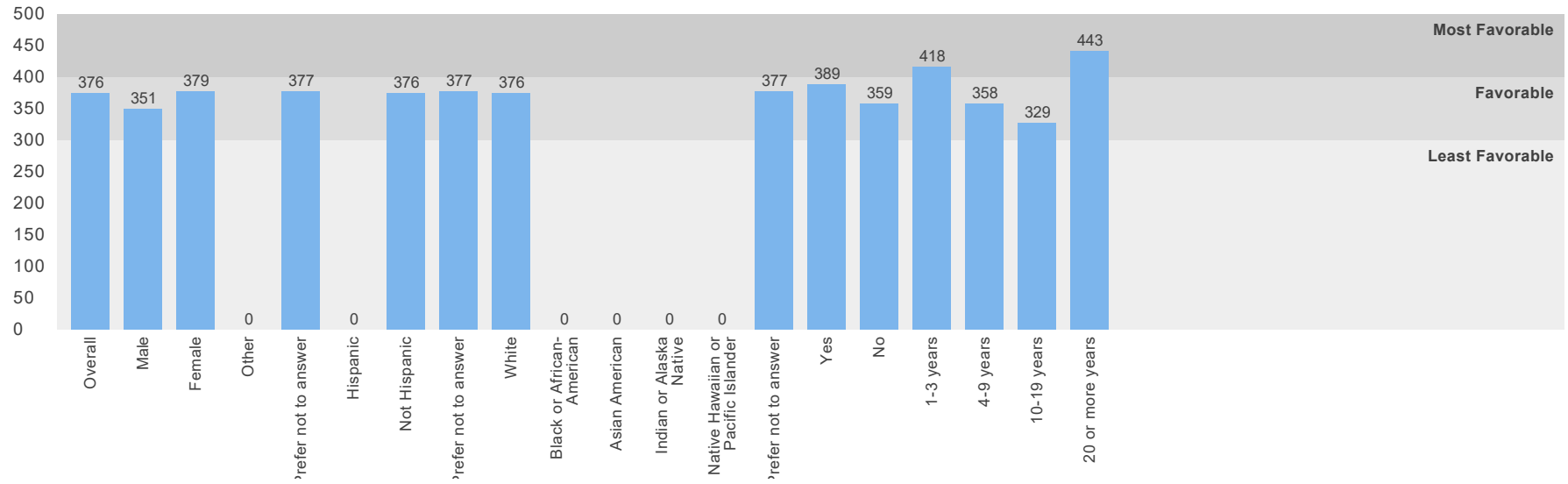
Instruction Environment



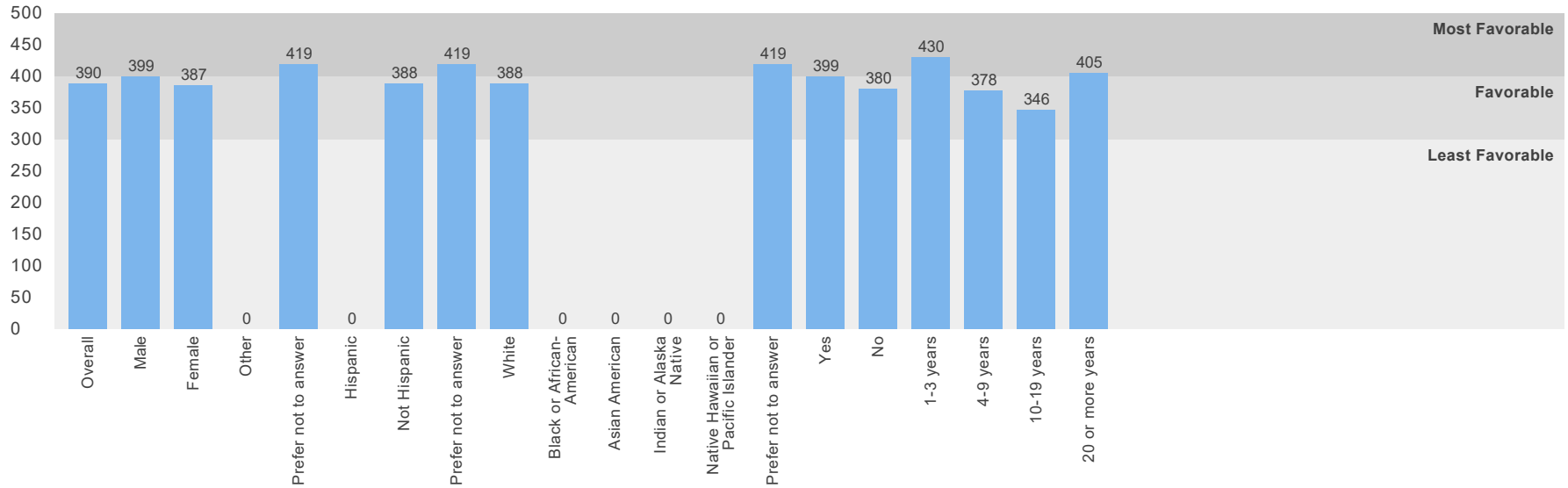
Physical Health



Mental Health



Discipline



Number of Submissions: 24

The top percentage is for this school, the bottom is for the district

	Male	Female	Other	Prefer not to answer
Are you male or female?	8% 21%	83% 73%	0% 0%	8% 5%

	Hispanic	Not Hispanic	Prefer not to answer
Are you of Hispanic or Latino origin?	0% 2%	92% 90%	8% 8%

	White	Black or African-American	Asian American	Indian or Alaska Native	Native Hawaiian or Pacific Islander	Prefer not to answer

What is your race?	88%	0%	0%	0%	0%	13%
	90%	1%	0%	0%	0%	8%

	Yes	No
Is your main assignment/responsibility at this school to provide instruction or other support services to any of these types of students - Special Education, English Language Learners, Gifted and Talented Education students, or Migrant Education?	54%	46%
	42%	58%

	1-3 years	4-9 years	10-19 years	20 or more years
How many years have you been working at this school?	29%	54%	13%	4%
	17%	31%	26%	26%

	Strongly Agree	Agree	Disagree	Strongly Disagree
At this school, all students are treated equally, regardless of whether their parents are rich or poor.	42%	54%	4%	0%
	32%	51%	17%	0%
This school encourages students to take challenging classes no matter their race, ethnicity, nationality, and/or cultural background (e.g., honor level courses, gifted courses, AP or IB courses).	35%	57%	9%	0%
	44%	49%	6%	1%
This school provides instructional materials (e.g., textbooks, handouts) that reflect students' cultural background, ethnicity and identity.	22%	74%	4%	0%
	19%	66%	14%	1%
This school emphasizes showing respect for all students' cultural beliefs and practices.	46%	46%	8%	0%
	45%	51%	4%	0%
This school provides effective resources and training for teaching students with Individualized Education Programs (IEPs) across different languages and cultures.	4%	35%	57%	4%
	15%	47%	32%	5%
This school provides effective supports for students needing alternative modes of communication (e.g., manual signs, communication boards, computer-based devices, picture exchange systems, Braille).	17%	67%	17%	0%
	33%	59%	6%	2%
Staff do a good job helping parents to support their children's learning at home.	42%	50%	8%	0%
	35%	61%	4%	0%
Staff do a good job helping parents understand when their child needs to learn social, emotional, and character skills.	50%	36%	14%	0%
	31%	57%	11%	1%

If a student has done something well or makes improvement, staff contact his/her parents.	33% 19%	63% 63%	4% 18%	0% 0%
This school asks families to volunteer at the school.	43% 21%	57% 53%	0% 23%	0% 2%
This school communicates with parents in a timely and ongoing basis.	52% 44%	48% 52%	0% 4%	0% 0%
My level of involvement in decision making at this school is fine with me.	17% 22%	46% 56%	38% 19%	0% 3%
Staff at this school have many informal opportunities to influence what happens within the school.	9% 20%	48% 53%	43% 26%	0% 2%
At this school, students are given the opportunity to take part in decision making.	8% 12%	50% 60%	38% 27%	4% 1%
Administrators involve staff in decision-making.	13% 17%	43% 50%	43% 29%	0% 5%
This school provides students with opportunities to take a lead role in organizing programs and activities.	4% 21%	61% 65%	30% 12%	4% 2%
Students are encouraged to get involved in extra-curricular activities.	26% 52%	65% 46%	9% 2%	0% 0%
I feel like I belong.	29% 40%	63% 53%	8% 6%	0% 1%
I feel satisfied with the recognition I get for doing a good job.	17% 30%	39% 45%	30% 21%	13% 4%
I feel comfortable discussing feelings, worries, and frustrations with my supervisor.	22% 38%	48% 41%	22% 16%	9% 6%
This school inspires me to do the very best at my job.	26% 34%	48% 53%	22% 10%	4% 2%
People at this school care about me as a person.	50% 41%	38% 52%	13% 7%	0% 0%
I can manage almost any student behavior problem.	17% 29%	67% 63%	17% 7%	0% 0%

I feel safe at this school.	32% 46%	64% 51%	5% 4%	0% 0%
The following types of problems occur at this school often: physical conflicts among students.	0% 1%	4% 7%	43% 58%	52% 34%
The following types of problems occur at this school often: robbery or theft.	0% 2%	0% 5%	29% 53%	71% 41%
The following types of problems occur at this school often: vandalism.	0% 2%	0% 18%	30% 50%	70% 30%
The following types of problems occur at this school often: student possession of weapons.	0% 1%	0% 2%	21% 37%	79% 60%
The following types of problems occur at this school often: sexual assault or dating violence.	0% 1%	0% 7%	21% 47%	79% 44%
The following types of problems occur at this school often: physical abuse of teachers.	0% 1%	8% 4%	54% 42%	38% 54%
The following types of problems occur at this school often: student verbal abuse of teachers.	0% 2%	13% 16%	46% 60%	42% 23%
I think that bullying is a frequent problem at this school.	0% 3%	4% 29%	74% 57%	22% 11%
I think that cyberbullying is a frequent problem among students at this school.	0% 7%	17% 42%	61% 39%	22% 11%
Students at this school would feel comfortable reporting a bullying incident to a teacher or other staff.	25% 15%	75% 64%	0% 20%	0% 0%
Staff at this school always stop bullying when they see it.	38% 28%	54% 58%	8% 15%	0% 0%
Staff at this school are teased or picked on about their race or ethnicity.	0% 1%	0% 4%	33% 45%	67% 50%
Staff at this school are teased or picked on about their cultural background or religion.	0% 1%	0% 6%	33% 43%	67% 50%
Staff at this school are teased or picked on about their physical or mental disability.	0% 0%	0% 4%	33% 44%	67% 51%

Staff at this school are teased or picked on about their sexuality.	0% 1%	0% 3%	33% 45%	67% 51%
---	----------	----------	------------	------------

	Not a Problem	Small Problem	Somewhat a Problem	Large Problem
At this school, how much of a problem is student drug use?	100% 46%	0% 20%	0% 27%	0% 7%
At this school, how much of a problem is student use of electronic cigarettes?	100% 46%	0% 18%	0% 24%	0% 12%
At this school, how much of a problem is student use of tobacco (e.g., cigarettes, chew, cigars)?	100% 58%	0% 30%	0% 11%	0% 2%
At this school, how much of a problem is student alcohol use?	100% 51%	0% 22%	0% 22%	0% 5%

	Strongly Agree	Agree	Disagree	Strongly Disagree
This school collaborates well with community organizations to help address youth substance use problems.	9% 11%	55% 68%	18% 16%	18% 4%
This school has adequate resources to address substance use prevention.	10% 12%	62% 69%	10% 15%	19% 3%
This school provides effective confidential support and referral services for students needing help because of substance abuse (e.g., a Student Assistance Program).	9% 13%	68% 74%	9% 10%	14% 3%
This school has programs that address substance use among students.	9% 11%	41% 59%	27% 24%	23% 5%
I know what to do if there is an emergency, natural disaster (tornado, flood) or a dangerous situation (e.g., violent person on campus) during the school day.	21% 37%	75% 60%	4% 2%	0% 1%
This school has a written plan that describes procedures to be performed in shootings.	33% 40%	58% 56%	8% 3%	0% 1%
This school has a written plan that clearly describes procedures to be performed in natural disasters (e.g., earthquakes or tornadoes).	25% 38%	50% 53%	25% 9%	0% 1%
This school or school district provides effective training in safety procedures to staff (e.g., lockdown training or fire drills).	42% 47%	50% 46%	8% 6%	0% 1%

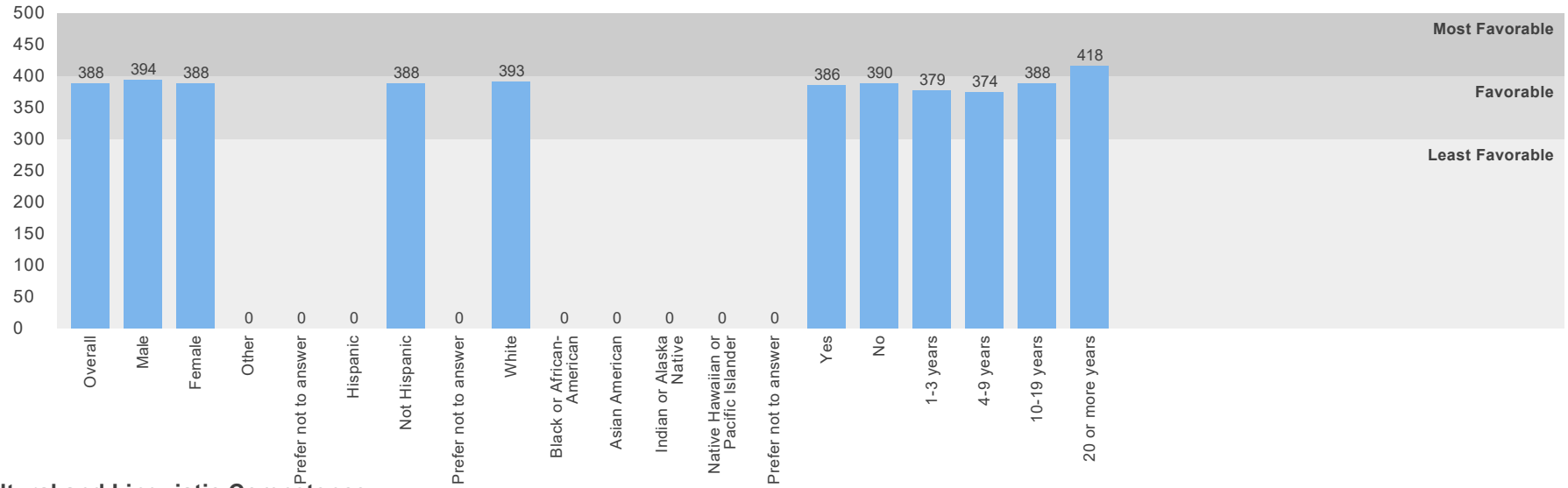
This school looks clean and pleasant.	35% 38%	65% 57%	0% 3%	0% 1%
This school is an inviting work environment.	35% 38%	61% 55%	4% 6%	0% 1%
My teaching is hindered by poor heating, cooling, and/or lighting systems at this school.	4% 11%	9% 28%	43% 44%	43% 17%
My teaching is hindered by a lack of instructional space (e.g., classrooms) at this school.	0% 3%	8% 7%	54% 57%	38% 32%
My teaching is hindered by a lack of textbooks and basic supplies at this school.	0% 1%	4% 3%	54% 59%	42% 37%
My teaching is hindered by inadequate or outdated equipment or facilities at this school.	0% 1%	4% 8%	52% 56%	43% 35%
The students in my class(es) come to class prepared with the appropriate supplies and books.	29% 12%	67% 74%	4% 11%	0% 3%
Once we start a new program at this school, we follow up to make sure that it's working.	17% 6%	29% 43%	38% 40%	17% 11%
The programs and resources at this school are adequate to support students' learning.	18% 15%	50% 67%	27% 17%	5% 1%
Teachers at this school feel responsible to help each other do their best.	29% 33%	71% 58%	0% 8%	0% 1%
Teachers at this school feel that it is a part of their job to prepare students to succeed in college.	26% 34%	65% 61%	4% 5%	4% 0%
The programs and resources at this school are adequate to support students with special needs or disabilities.	13% 15%	50% 61%	29% 19%	8% 4%
This school provides the materials, resources, and training necessary for me to support students' physical health and nutrition.	22% 16%	61% 59%	13% 22%	4% 2%
This school places a priority on making healthy food choices.	5% 11%	59% 59%	36% 26%	0% 4%
This school places a priority on students' health needs.	13% 19%	78% 67%	9% 13%	0% 2%

This school places a priority on students' physical activity.	17% 18%	78% 70%	4% 11%	0% 1%
This school provides quality counseling or other services to help students with social or emotional needs.	39% 38%	57% 57%	4% 5%	0% 0%
This school provides the materials, resources, and training necessary for me to support students' social or emotional needs.	27% 18%	55% 62%	18% 19%	0% 1%
This school places a priority on addressing students' mental health needs.	25% 31%	67% 58%	8% 10%	0% 1%
This school places a priority on teaching students strategies to manage their stress levels.	30% 23%	52% 57%	17% 17%	0% 3%
This school places a priority on helping students with their social, emotional, and behavioral problems.	30% 28%	43% 59%	26% 13%	0% 1%
Staff at this school are clearly informed about school policies and procedures.	30% 26%	52% 57%	17% 14%	0% 3%
Staff at this school recognize students for positive behavior.	42% 40%	54% 58%	4% 2%	0% 0%
School rules are applied equally to all students.	43% 22%	35% 54%	22% 19%	0% 6%
Discipline is fair.	39% 20%	43% 59%	17% 17%	0% 3%
This school effectively handles student discipline and behavior problems.	26% 16%	52% 60%	17% 19%	4% 5%
Staff at this school work together to ensure an orderly environment.	36% 32%	64% 62%	0% 5%	0% 0%

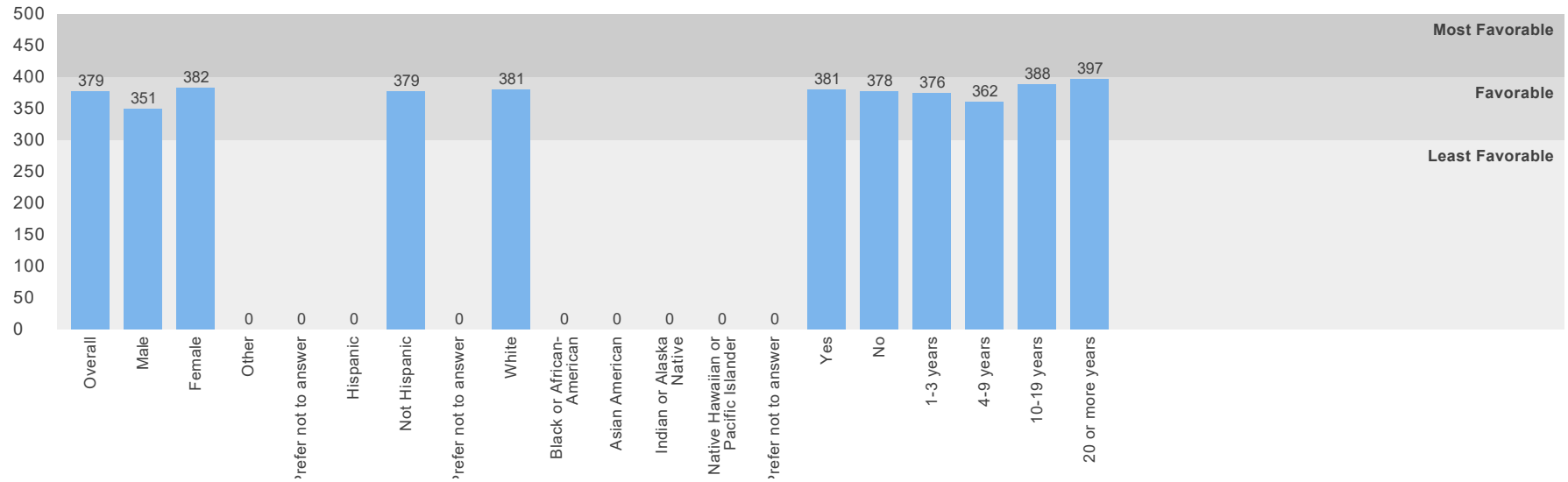
ELSMERE ES

Scale Scores by Demographic

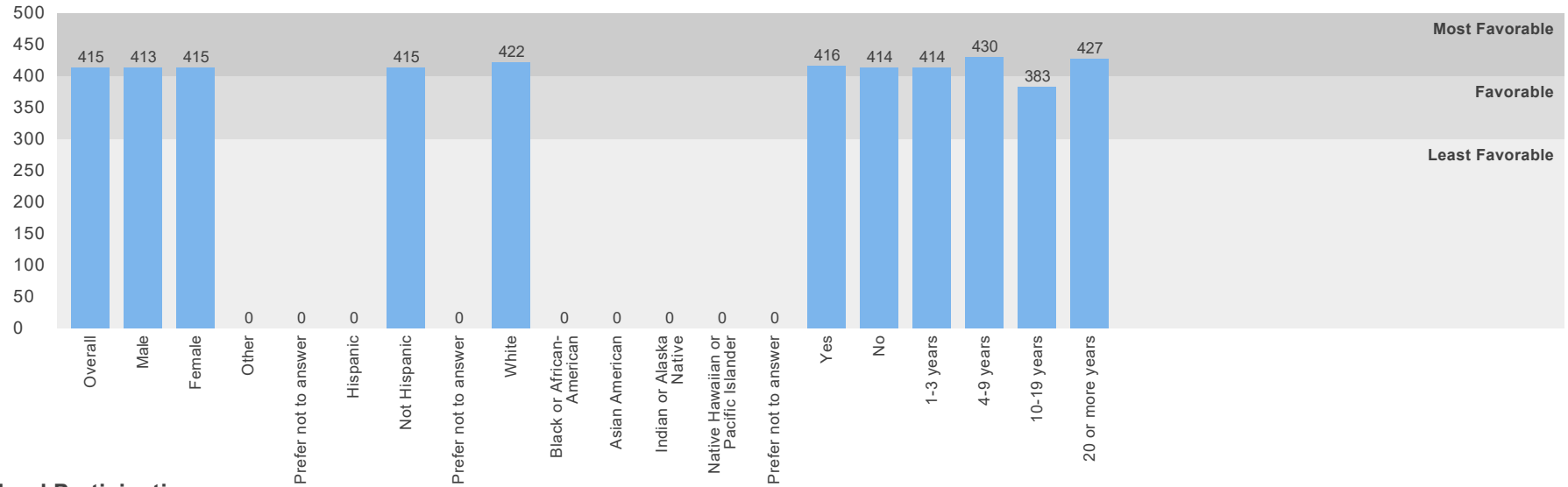
Engagement



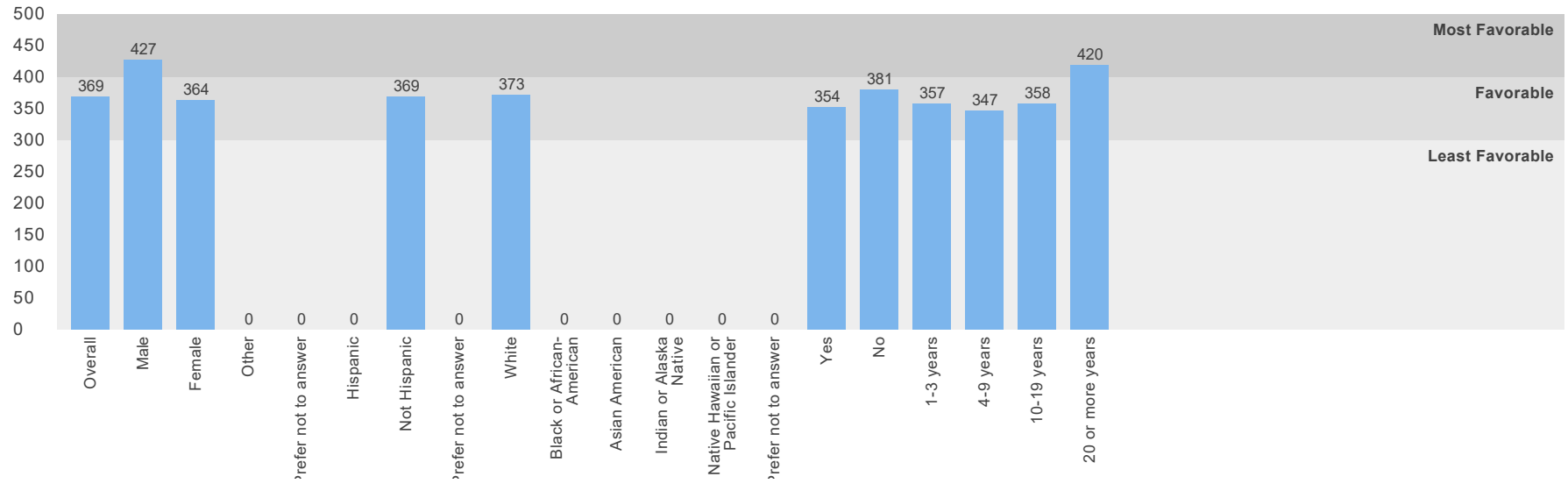
Cultural and Linguistic Competence



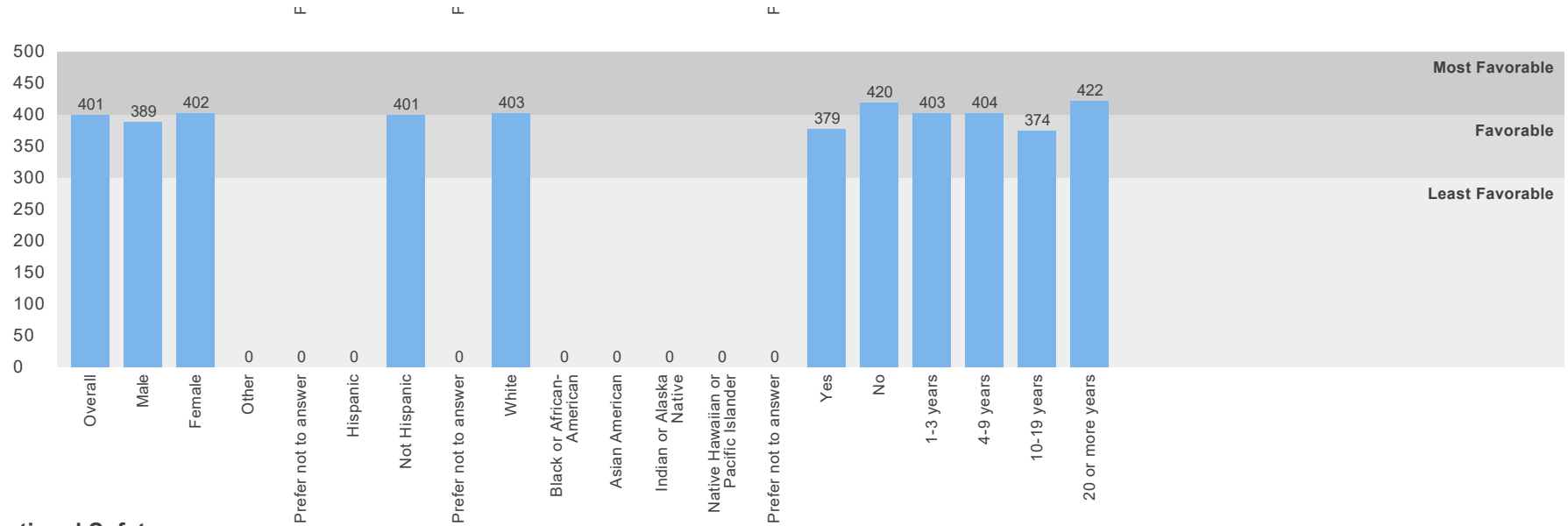
Relationships



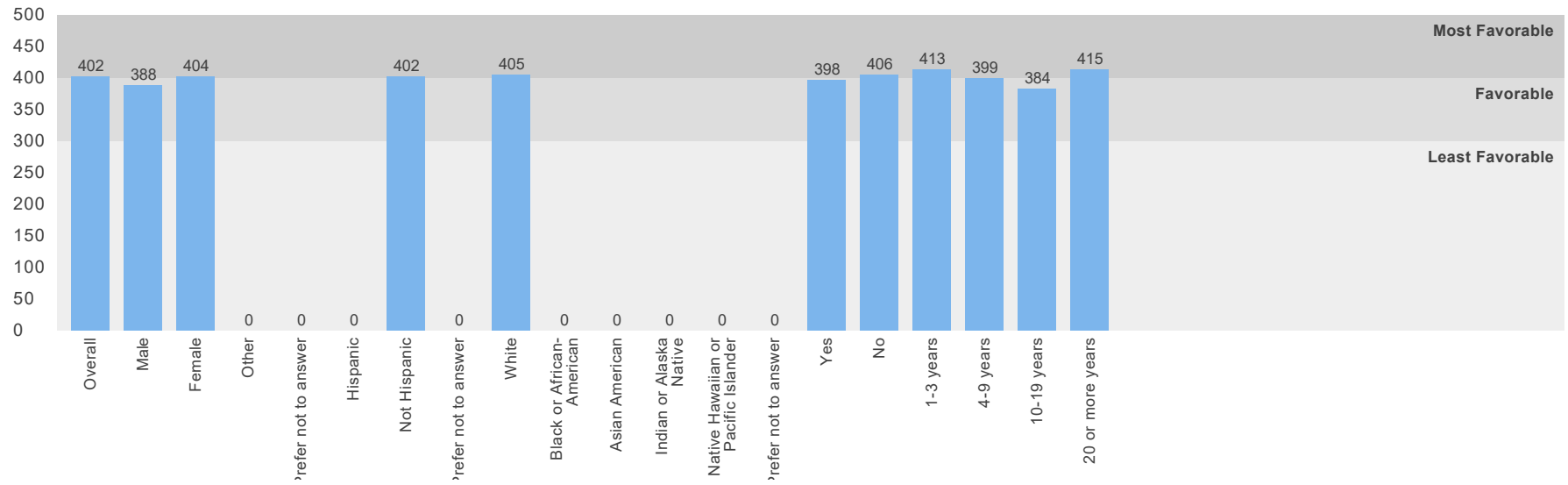
School Participation



Safety

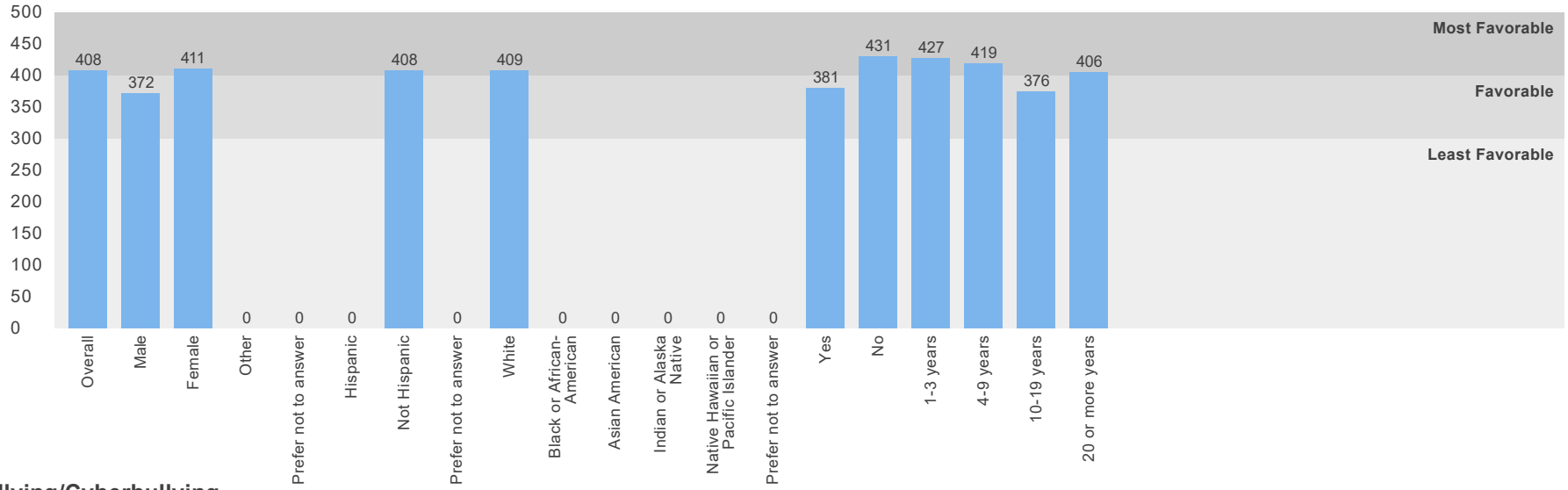


Emotional Safety

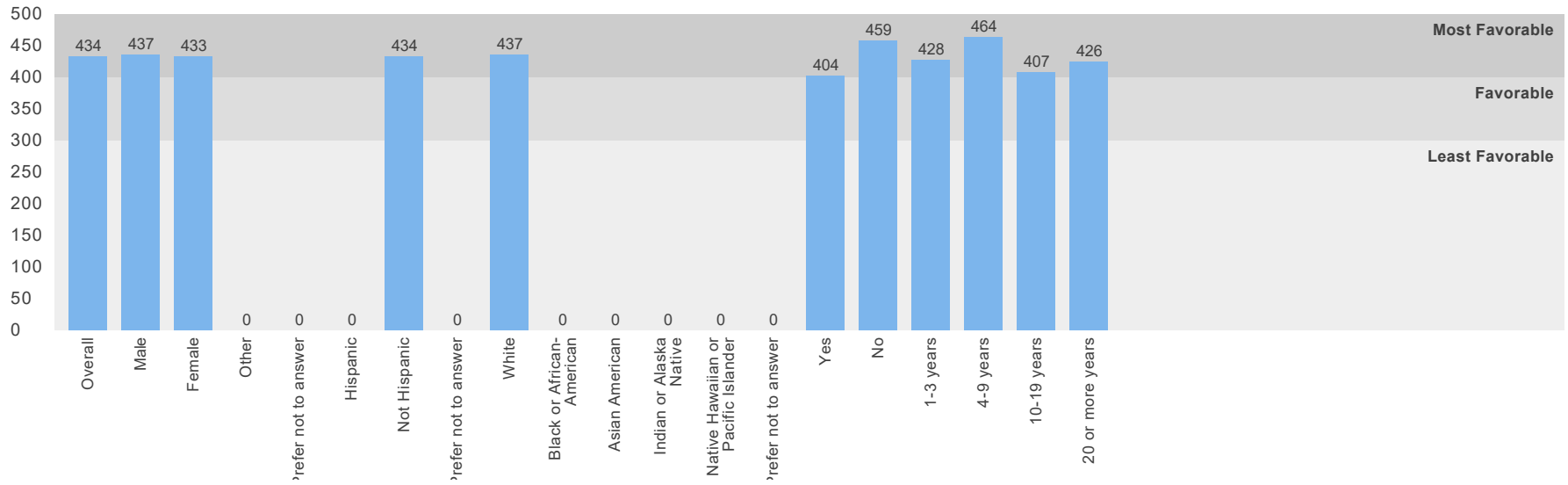


Physical Safety

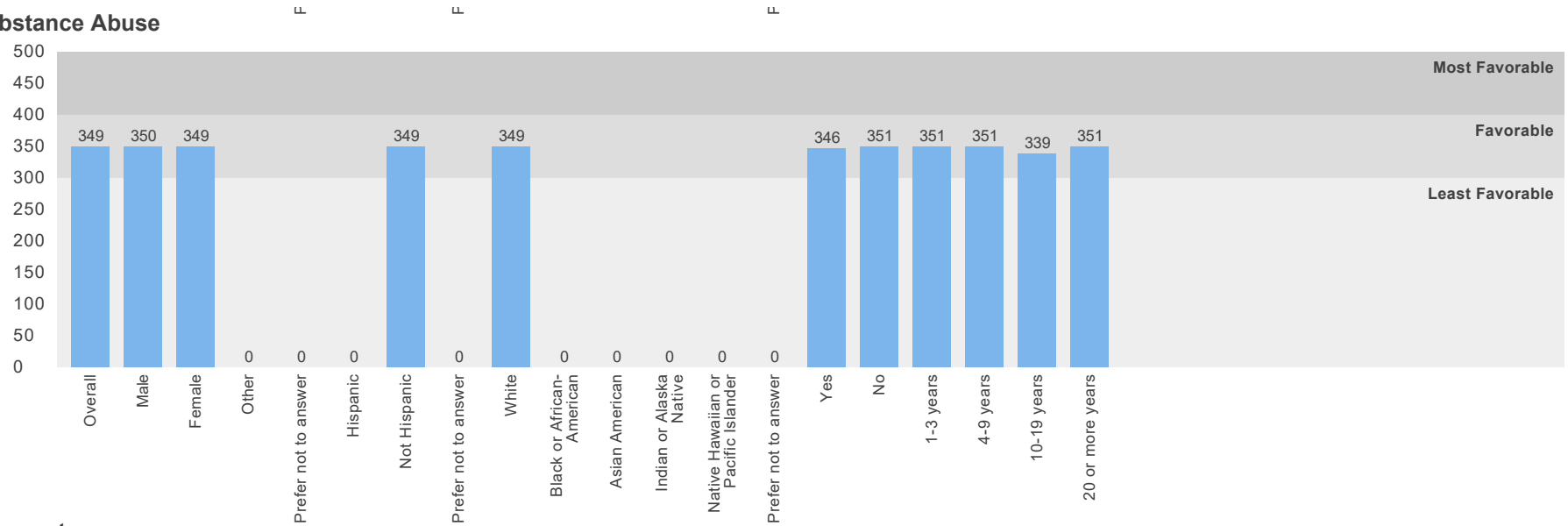
F F F



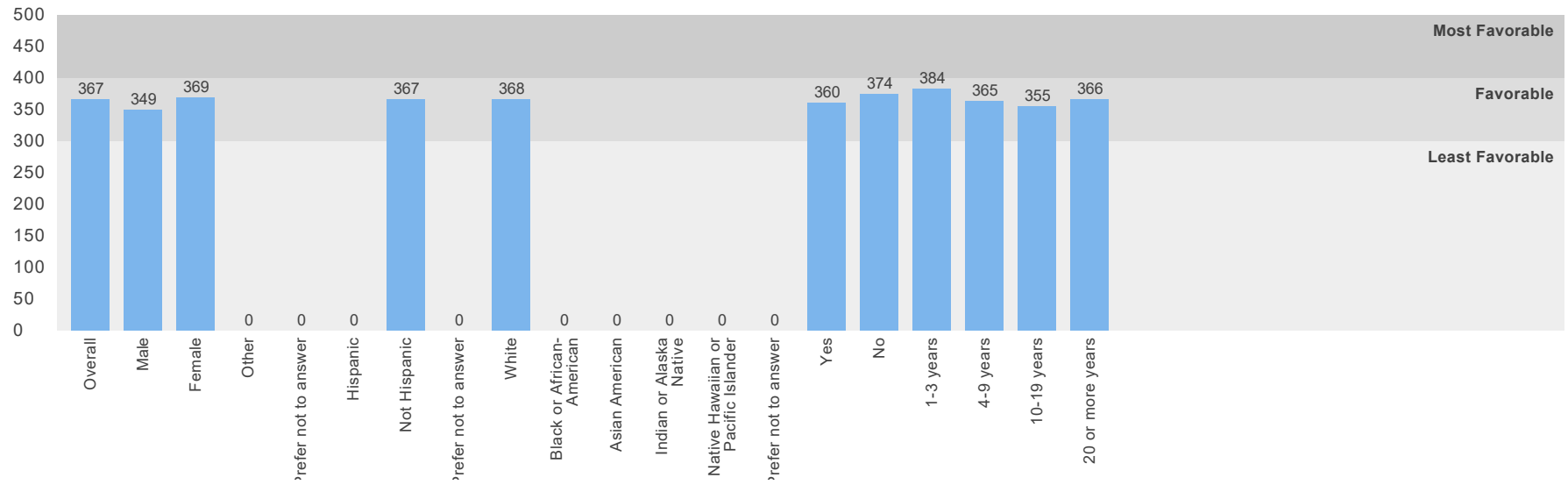
Bullying/Cyberbullying



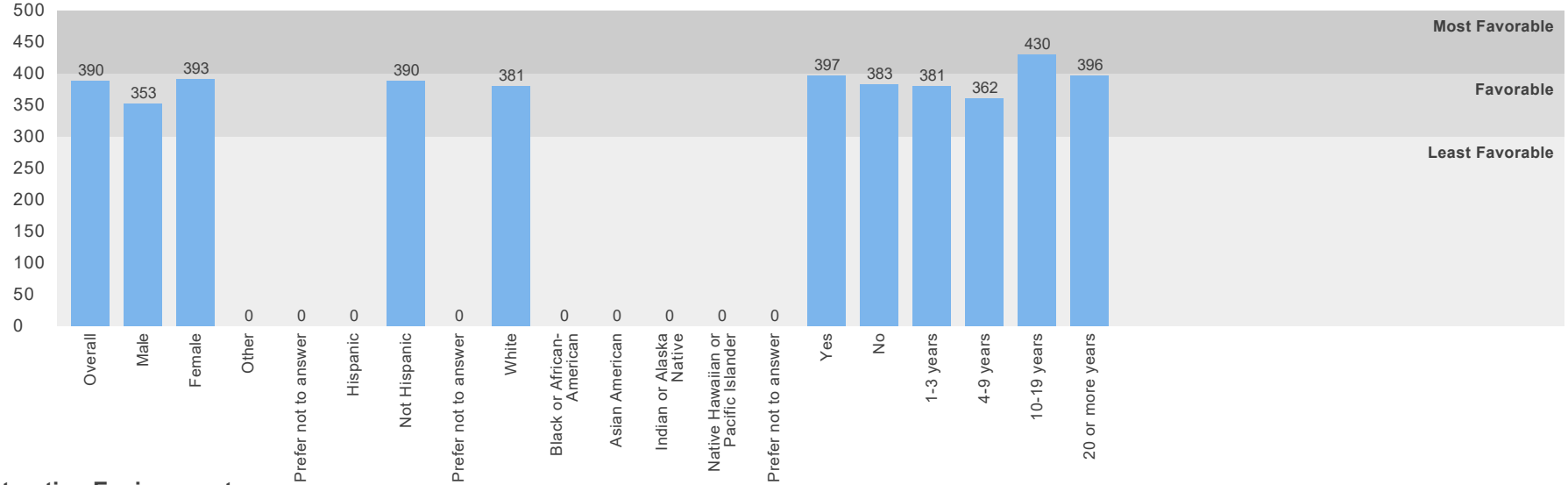
Substance Abuse



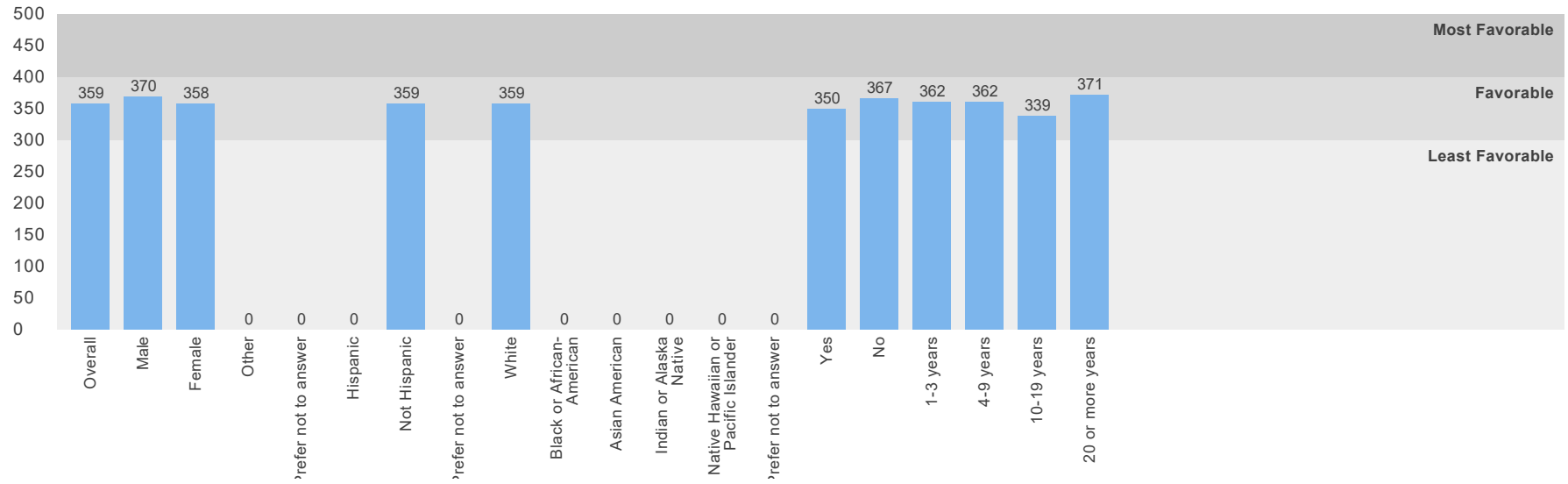
Environment



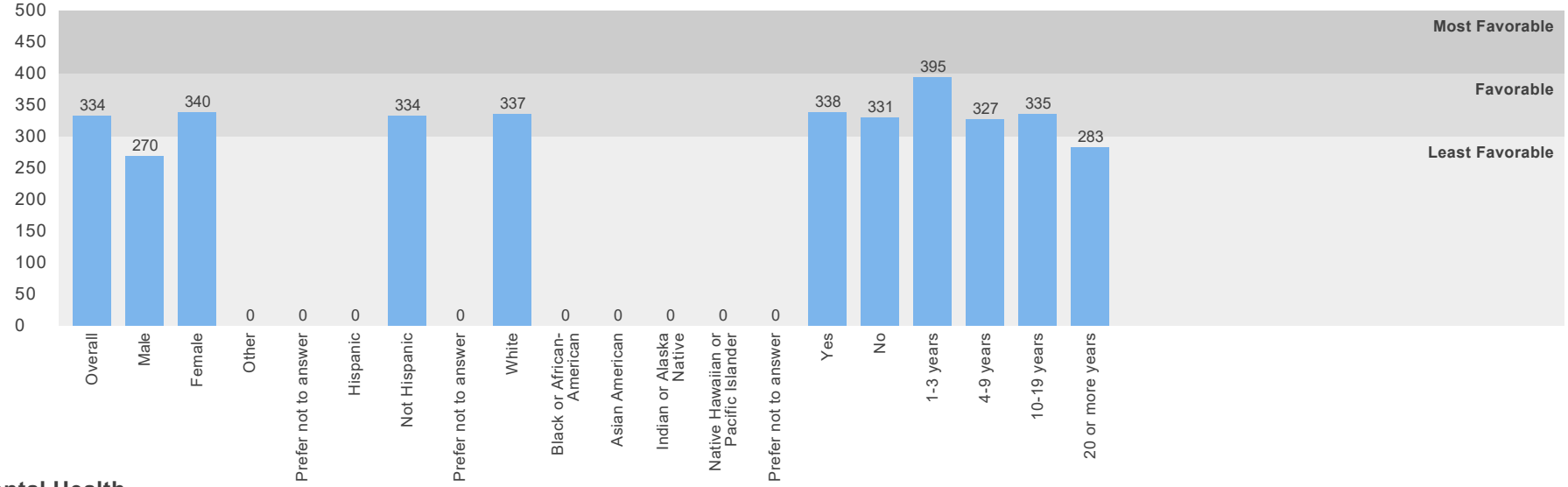
Physical Environment



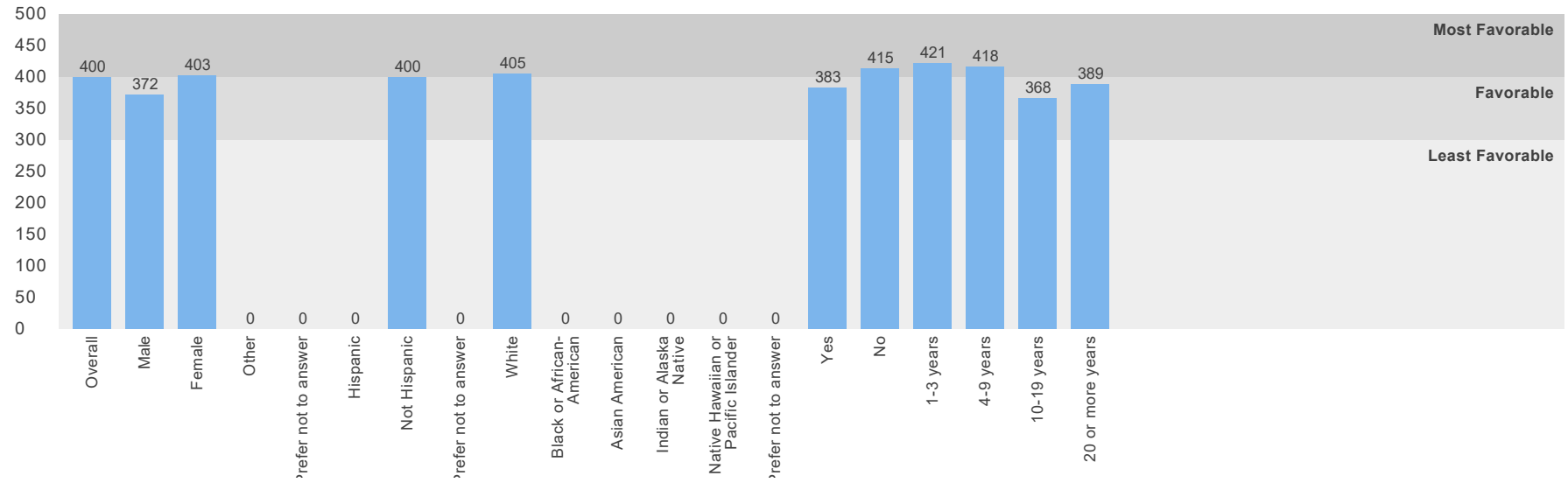
Instruction Environment



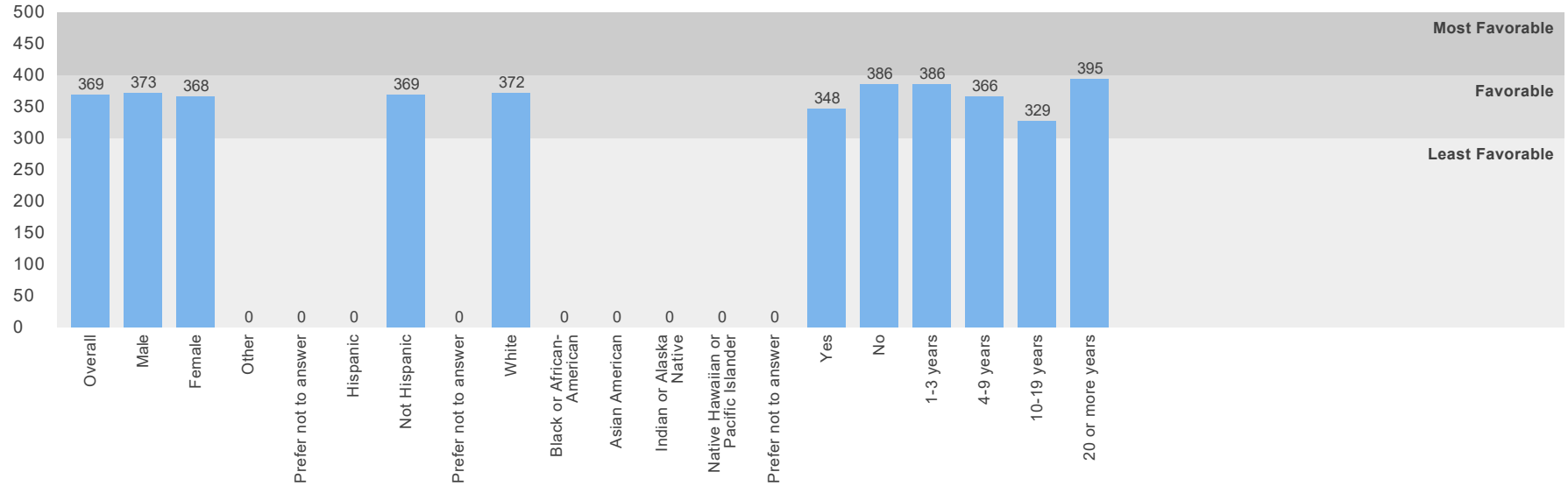
Physical Health



Mental Health



Discipline



Number of Submissions: 13

The top percentage is for this school, the bottom is for the district

	Male	Female	Other	Prefer not to answer
Are you male or female?	8% 21%	92% 73%	0% 0%	0% 5%

	Hispanic	Not Hispanic	Prefer not to answer
Are you of Hispanic or Latino origin?	0% 2%	100% 90%	0% 8%

	White	Black or African-American	Asian American	Indian or Alaska Native	Native Hawaiian or Pacific Islander	Prefer not to answer

What is your race?	92%	0%	0%	0%	0%	0%
	90%	1%	0%	0%	0%	8%

	Yes	No
Is your main assignment/responsibility at this school to provide instruction or other support services to any of these types of students - Special Education, English Language Learners, Gifted and Talented Education students, or Migrant Education?	46%	54%
	42%	58%

	1-3 years	4-9 years	10-19 years	20 or more years
How many years have you been working at this school?	23%	31%	23%	23%
	17%	31%	26%	26%

	Strongly Agree	Agree	Disagree	Strongly Disagree
At this school, all students are treated equally, regardless of whether their parents are rich or poor.	46%	54%	0%	0%
	32%	51%	17%	0%
This school encourages students to take challenging classes no matter their race, ethnicity, nationality, and/or cultural background (e.g., honor level courses, gifted courses, AP or IB courses).	45%	55%	0%	0%
	44%	49%	6%	1%
This school provides instructional materials (e.g., textbooks, handouts) that reflect students' cultural background, ethnicity and identity.	23%	54%	23%	0%
	19%	66%	14%	1%
This school emphasizes showing respect for all students' cultural beliefs and practices.	46%	46%	8%	0%
	45%	51%	4%	0%
This school provides effective resources and training for teaching students with Individualized Education Programs (IEPs) across different languages and cultures.	23%	38%	31%	8%
	15%	47%	32%	5%
This school provides effective supports for students needing alternative modes of communication (e.g., manual signs, communication boards, computer-based devices, picture exchange systems, Braille).	23%	69%	8%	0%
	33%	59%	6%	2%
Staff do a good job helping parents to support their children's learning at home.	54%	46%	0%	0%
	35%	61%	4%	0%
Staff do a good job helping parents understand when their child needs to learn social, emotional, and character skills.	69%	31%	0%	0%
	31%	57%	11%	1%

If a student has done something well or makes improvement, staff contact his/her parents.	46% 19%	54% 63%	0% 18%	0% 0%
This school asks families to volunteer at the school.	58% 21%	42% 53%	0% 23%	0% 2%
This school communicates with parents in a timely and ongoing basis.	62% 44%	23% 52%	15% 4%	0% 0%
My level of involvement in decision making at this school is fine with me.	31% 22%	54% 56%	8% 19%	8% 3%
Staff at this school have many informal opportunities to influence what happens within the school.	38% 20%	46% 53%	8% 26%	8% 2%
At this school, students are given the opportunity to take part in decision making.	23% 12%	54% 60%	23% 27%	0% 1%
Administrators involve staff in decision-making.	23% 17%	46% 50%	15% 29%	15% 5%
This school provides students with opportunities to take a lead role in organizing programs and activities.	15% 21%	85% 65%	0% 12%	0% 2%
Students are encouraged to get involved in extra-curricular activities.	38% 52%	54% 46%	8% 2%	0% 0%
I feel like I belong.	62% 40%	31% 53%	8% 6%	0% 1%
I feel satisfied with the recognition I get for doing a good job.	46% 30%	38% 45%	8% 21%	8% 4%
I feel comfortable discussing feelings, worries, and frustrations with my supervisor.	38% 38%	46% 41%	0% 16%	15% 6%
This school inspires me to do the very best at my job.	38% 34%	54% 53%	8% 10%	0% 2%
People at this school care about me as a person.	54% 41%	38% 52%	8% 7%	0% 0%
I can manage almost any student behavior problem.	38% 29%	62% 63%	0% 7%	0% 0%

I feel safe at this school.	54% 46%	31% 51%	15% 4%	0% 0%
The following types of problems occur at this school often: physical conflicts among students.	0% 1%	15% 7%	54% 58%	31% 34%
The following types of problems occur at this school often: robbery or theft.	0% 2%	0% 5%	46% 53%	54% 41%
The following types of problems occur at this school often: vandalism.	0% 2%	0% 18%	46% 50%	54% 30%
The following types of problems occur at this school often: student possession of weapons.	0% 1%	0% 2%	46% 37%	54% 60%
The following types of problems occur at this school often: sexual assault or dating violence.	0% 1%	0% 7%	31% 47%	69% 44%
The following types of problems occur at this school often: physical abuse of teachers.	0% 1%	15% 4%	38% 42%	46% 54%
The following types of problems occur at this school often: student verbal abuse of teachers.	0% 2%	23% 16%	46% 60%	31% 23%
I think that bullying is a frequent problem at this school.	0% 3%	8% 29%	62% 57%	31% 11%
I think that cyberbullying is a frequent problem among students at this school.	0% 7%	8% 42%	46% 39%	46% 11%
Students at this school would feel comfortable reporting a bullying incident to a teacher or other staff.	38% 15%	54% 64%	8% 20%	0% 0%
Staff at this school always stop bullying when they see it.	62% 28%	38% 58%	0% 15%	0% 0%
Staff at this school are teased or picked on about their race or ethnicity.	8% 1%	0% 4%	23% 45%	69% 50%
Staff at this school are teased or picked on about their cultural background or religion.	8% 1%	8% 6%	15% 43%	69% 50%
Staff at this school are teased or picked on about their physical or mental disability.	0% 0%	8% 4%	23% 44%	69% 51%

Staff at this school are teased or picked on about their sexuality.	8% 1%	0% 3%	23% 45%	69% 51%
---	----------	----------	------------	------------

	Not a Problem	Small Problem	Somewhat a Problem	Large Problem
At this school, how much of a problem is student drug use?	100% 46%	0% 20%	0% 27%	0% 7%
At this school, how much of a problem is student use of electronic cigarettes?	100% 46%	0% 18%	0% 24%	0% 12%
At this school, how much of a problem is student use of tobacco (e.g., cigarettes, chew, cigars)?	100% 58%	0% 30%	0% 11%	0% 2%
At this school, how much of a problem is student alcohol use?	100% 51%	0% 22%	0% 22%	0% 5%

	Strongly Agree	Agree	Disagree	Strongly Disagree
This school collaborates well with community organizations to help address youth substance use problems.	0% 11%	100% 68%	0% 16%	0% 4%
This school has adequate resources to address substance use prevention.	0% 12%	100% 69%	0% 15%	0% 3%
This school provides effective confidential support and referral services for students needing help because of substance abuse (e.g., a Student Assistance Program).	0% 13%	100% 74%	0% 10%	0% 3%
This school has programs that address substance use among students.	0% 11%	91% 59%	9% 24%	0% 5%
I know what to do if there is an emergency, natural disaster (tornado, flood) or a dangerous situation (e.g., violent person on campus) during the school day.	31% 37%	69% 60%	0% 2%	0% 1%
This school has a written plan that describes procedures to be performed in shootings.	31% 40%	54% 56%	15% 3%	0% 1%
This school has a written plan that clearly describes procedures to be performed in natural disasters (e.g., earthquakes or tornadoes).	31% 38%	62% 53%	8% 9%	0% 1%
This school or school district provides effective training in safety procedures to staff (e.g., lockdown training or fire drills).	31% 47%	62% 46%	8% 6%	0% 1%

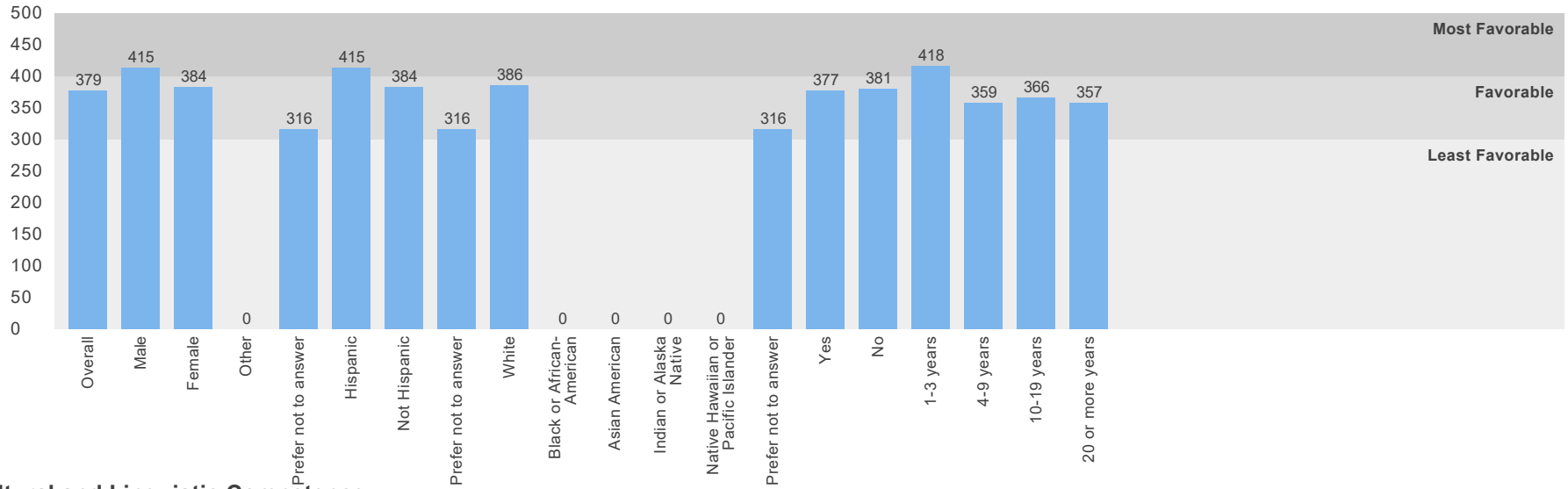
This school looks clean and pleasant.	31% 38%	69% 57%	0% 3%	0% 1%
This school is an inviting work environment.	46% 38%	54% 55%	0% 6%	0% 1%
My teaching is hindered by poor heating, cooling, and/or lighting systems at this school.	0% 11%	23% 28%	38% 44%	38% 17%
My teaching is hindered by a lack of instructional space (e.g., classrooms) at this school.	0% 3%	0% 7%	62% 57%	38% 32%
My teaching is hindered by a lack of textbooks and basic supplies at this school.	0% 1%	8% 3%	62% 59%	31% 37%
My teaching is hindered by inadequate or outdated equipment or facilities at this school.	0% 1%	8% 8%	69% 56%	23% 35%
The students in my class(es) come to class prepared with the appropriate supplies and books.	0% 12%	100% 74%	0% 11%	0% 3%
Once we start a new program at this school, we follow up to make sure that it's working.	8% 6%	69% 43%	15% 40%	8% 11%
The programs and resources at this school are adequate to support students' learning.	0% 15%	69% 67%	23% 17%	8% 1%
Teachers at this school feel responsible to help each other do their best.	69% 33%	31% 58%	0% 8%	0% 1%
Teachers at this school feel that it is a part of their job to prepare students to succeed in college.	54% 34%	46% 61%	0% 5%	0% 0%
The programs and resources at this school are adequate to support students with special needs or disabilities.	0% 15%	69% 61%	15% 19%	15% 4%
This school provides the materials, resources, and training necessary for me to support students' physical health and nutrition.	8% 16%	54% 59%	38% 22%	0% 2%
This school places a priority on making healthy food choices.	8% 11%	38% 59%	54% 26%	0% 4%
This school places a priority on students' health needs.	23% 19%	38% 67%	38% 13%	0% 2%

This school places a priority on students' physical activity.	25% 18%	58% 70%	17% 11%	0% 1%
This school provides quality counseling or other services to help students with social or emotional needs.	69% 38%	23% 57%	8% 5%	0% 0%
This school provides the materials, resources, and training necessary for me to support students' social or emotional needs.	31% 18%	62% 62%	8% 19%	0% 1%
This school places a priority on addressing students' mental health needs.	38% 31%	54% 58%	8% 10%	0% 1%
This school places a priority on teaching students strategies to manage their stress levels.	42% 23%	50% 57%	8% 17%	0% 3%
This school places a priority on helping students with their social, emotional, and behavioral problems.	46% 28%	46% 59%	8% 13%	0% 1%
Staff at this school are clearly informed about school policies and procedures.	38% 26%	31% 57%	23% 14%	8% 3%
Staff at this school recognize students for positive behavior.	62% 40%	38% 58%	0% 2%	0% 0%
School rules are applied equally to all students.	23% 22%	46% 54%	23% 19%	8% 6%
Discipline is fair.	8% 20%	62% 59%	23% 17%	8% 3%
This school effectively handles student discipline and behavior problems.	8% 16%	50% 60%	33% 19%	8% 5%
Staff at this school work together to ensure an orderly environment.	54% 32%	31% 62%	15% 5%	0% 0%

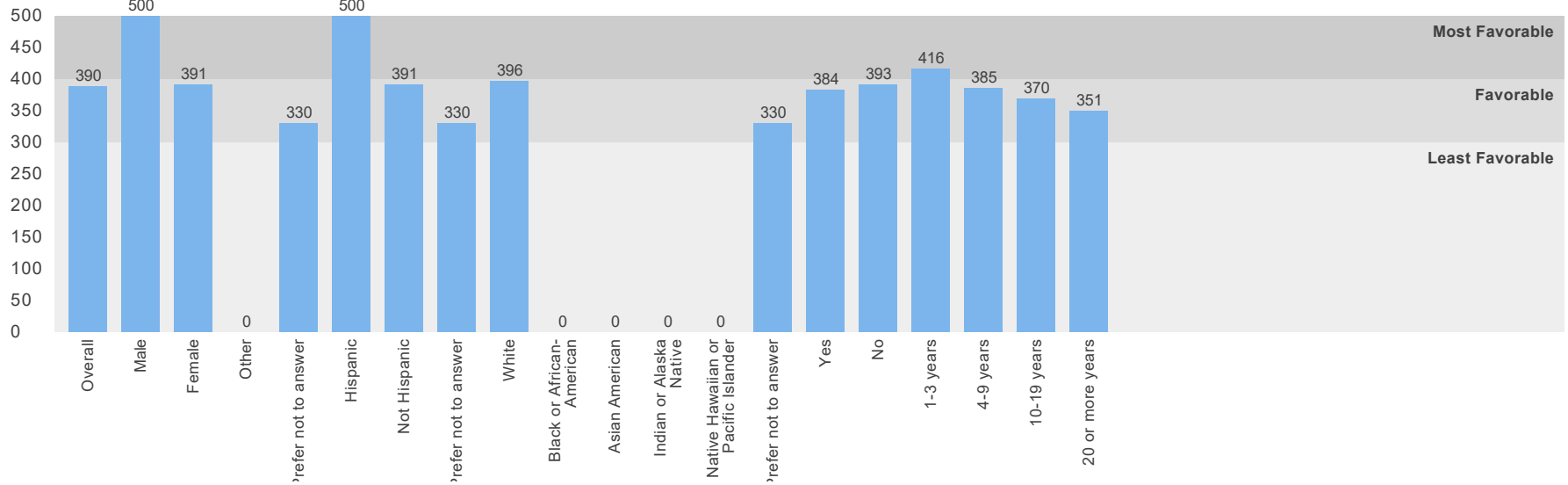
GLENMONT ES

Scale Scores by Demographic

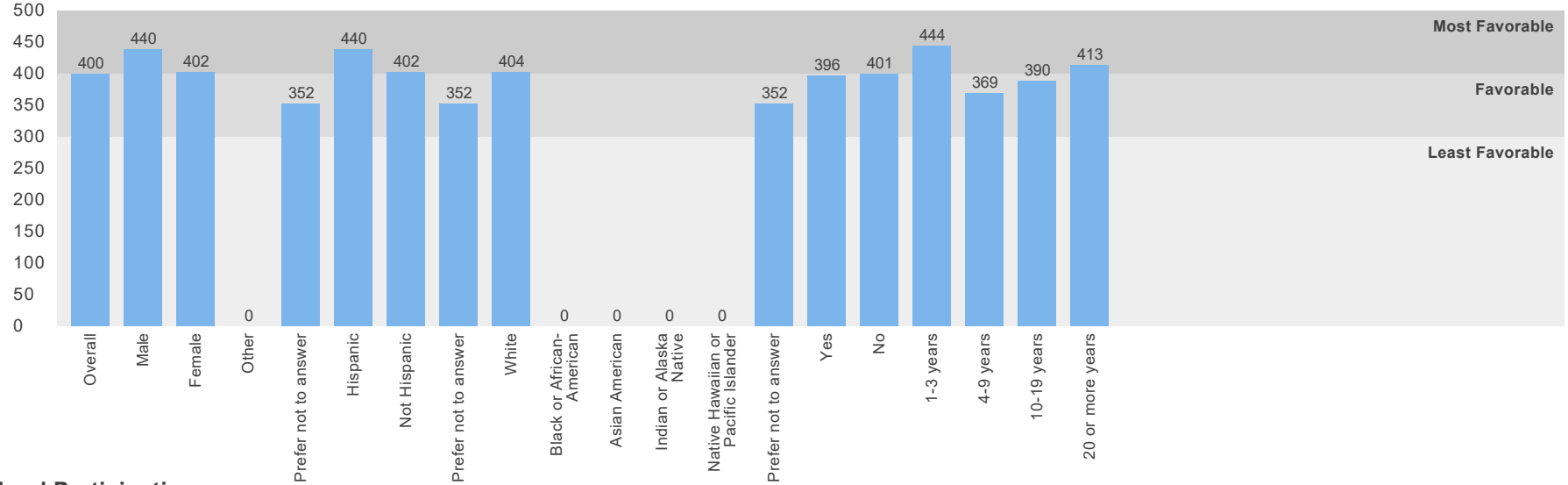
Engagement



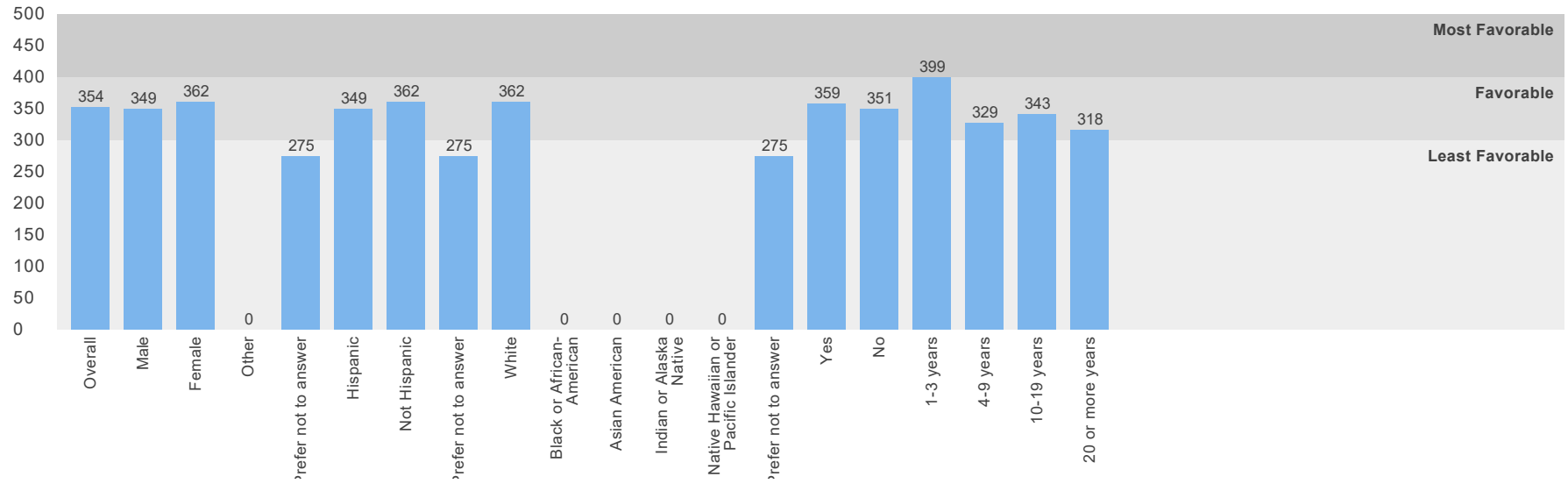
Cultural and Linguistic Competence



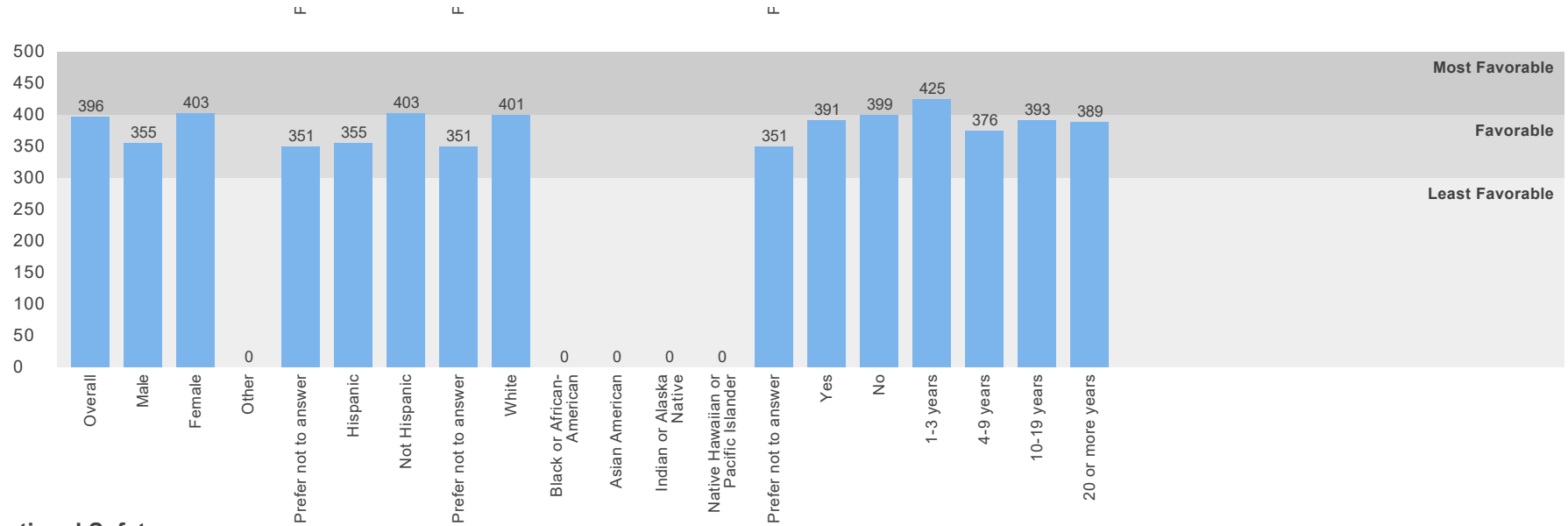
Relationships



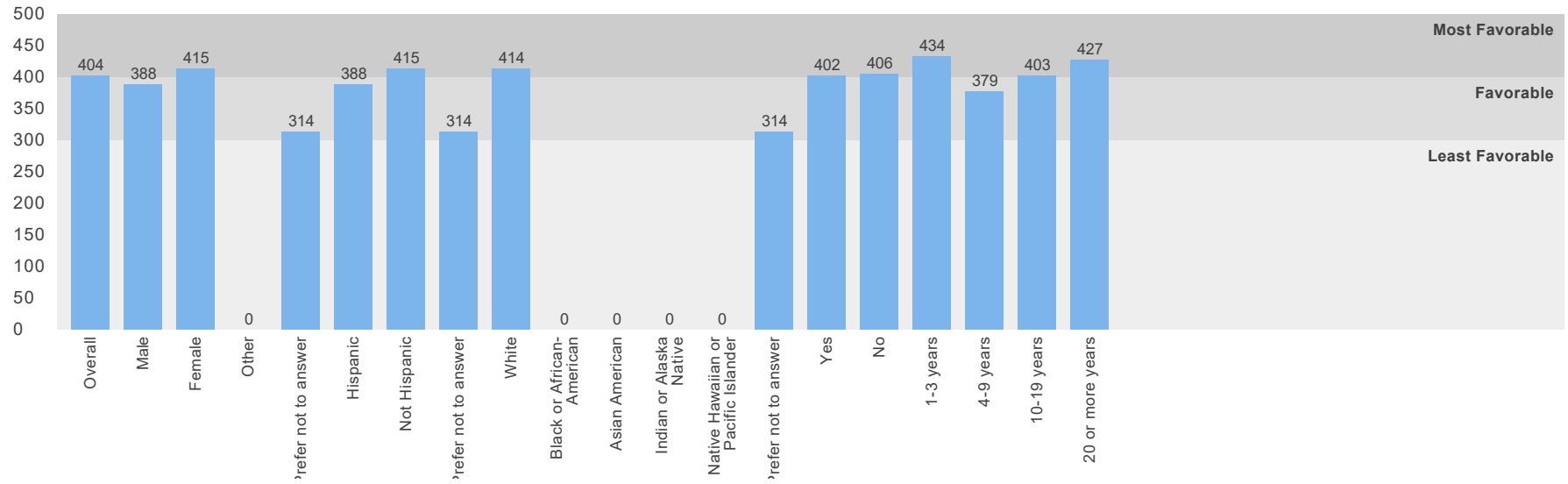
School Participation



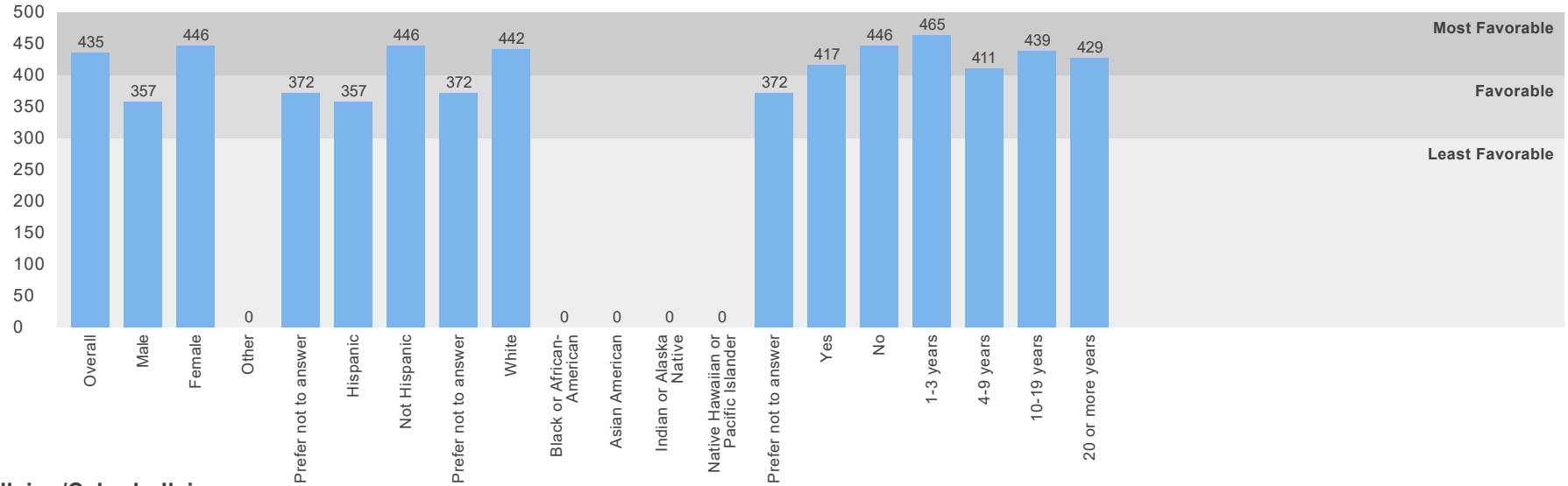
Safety



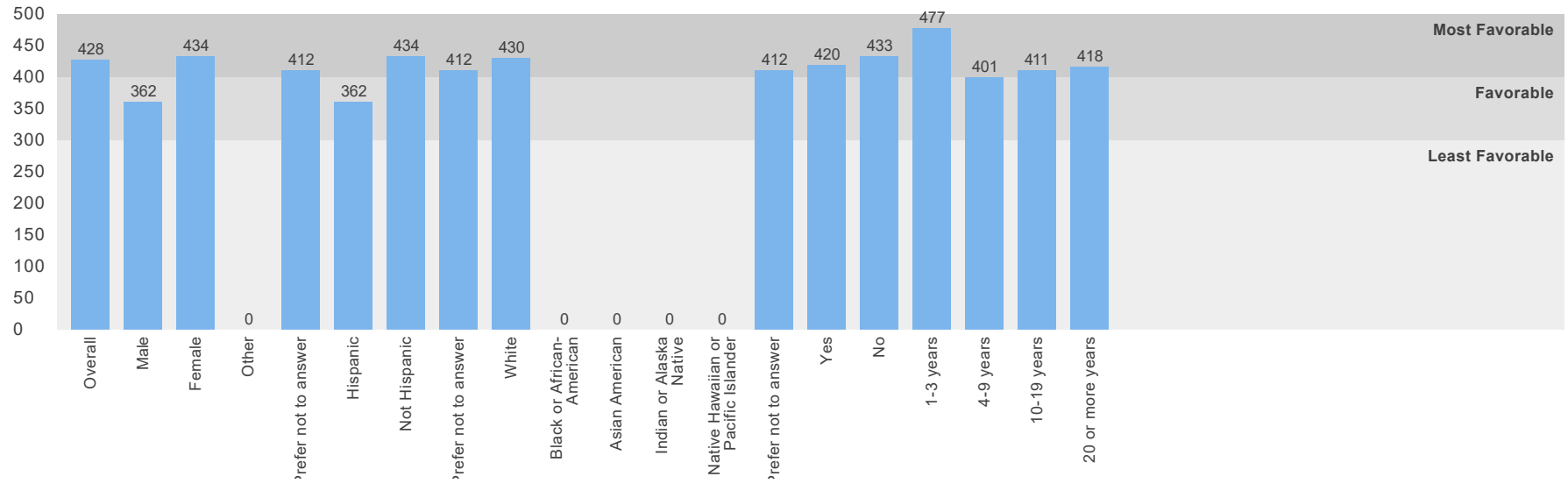
Emotional Safety



Physical Safety



Bullying/Cyberbullying

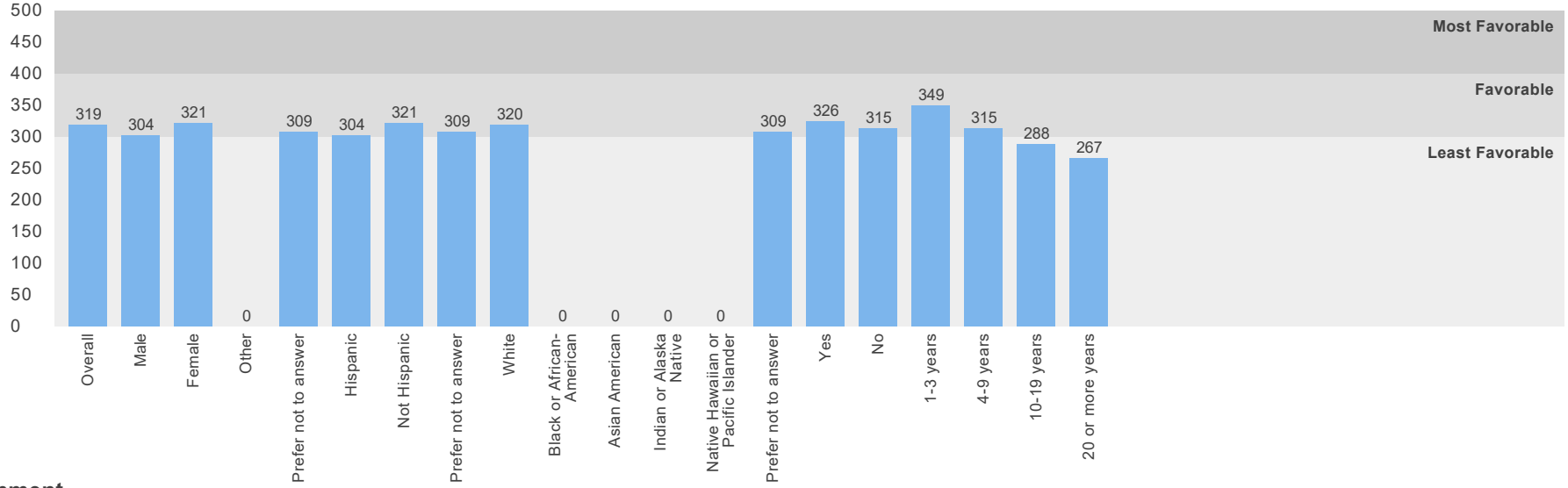


Substance Abuse

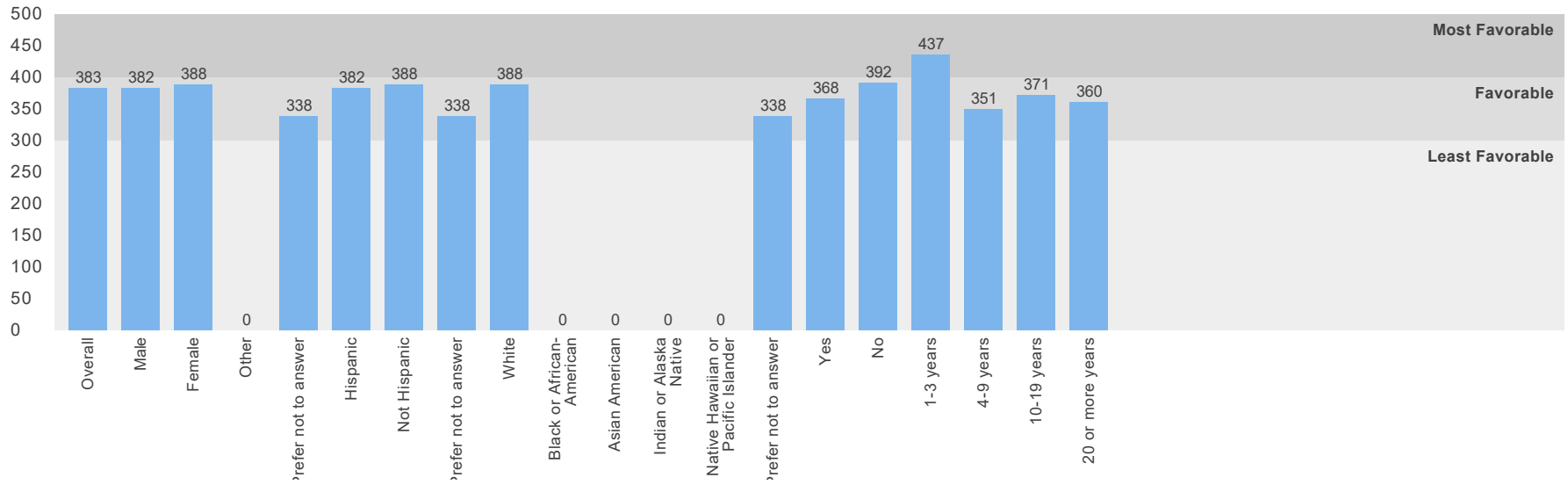
F

F

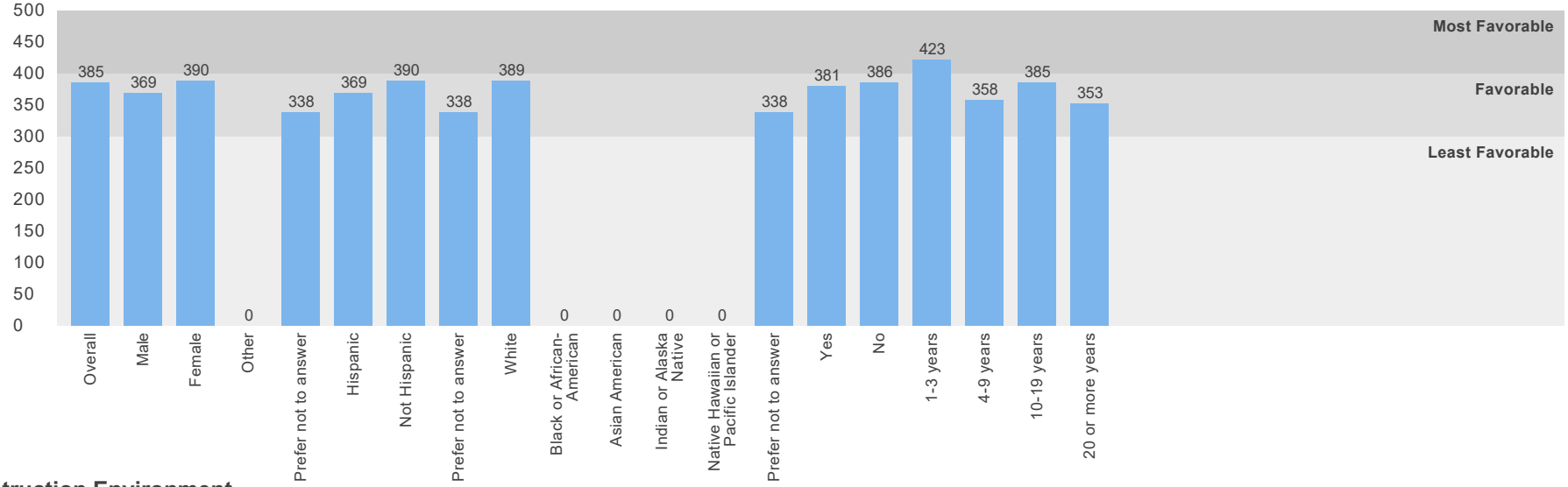
F



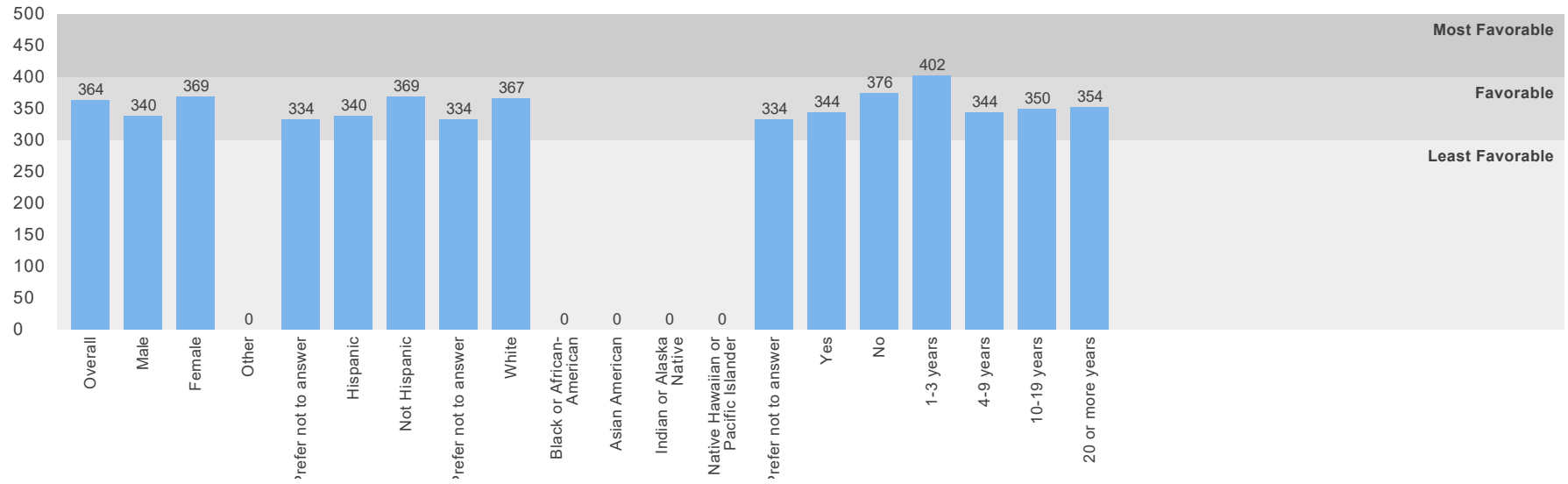
Environment



Physical Environment

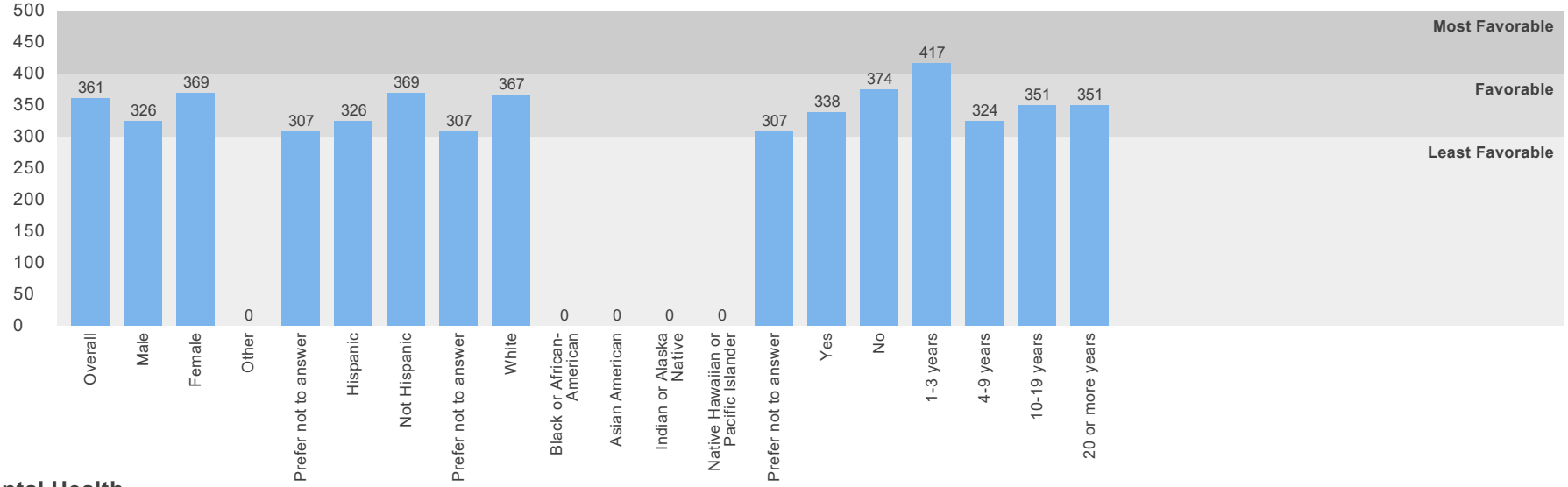


Instruction Environment

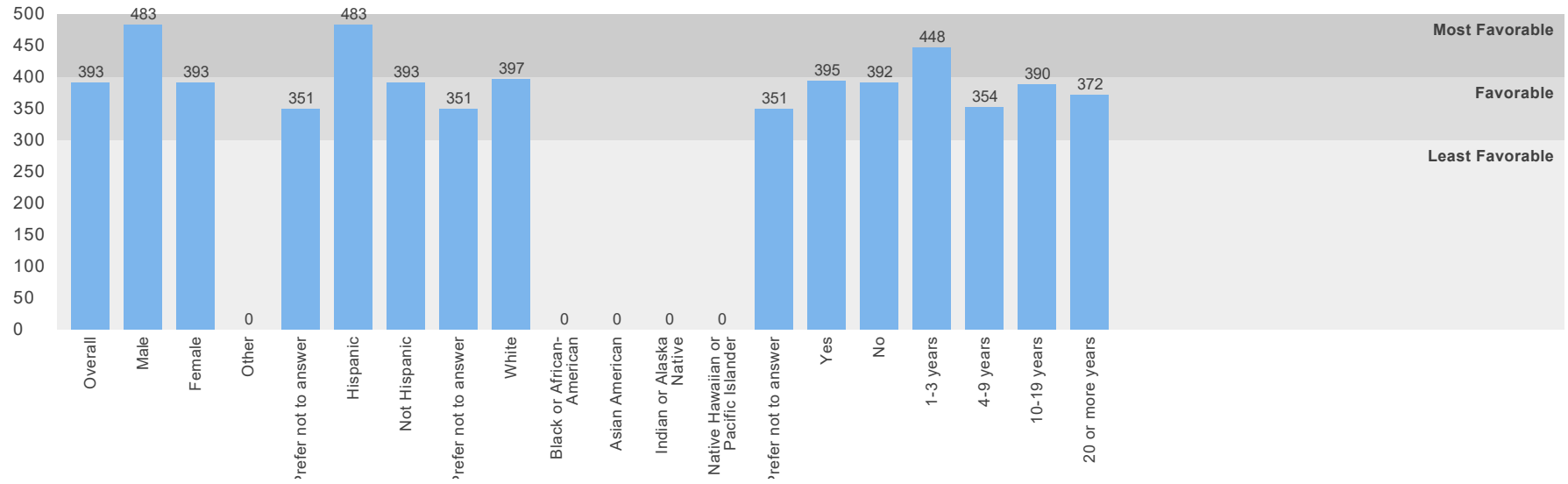


Physical Health

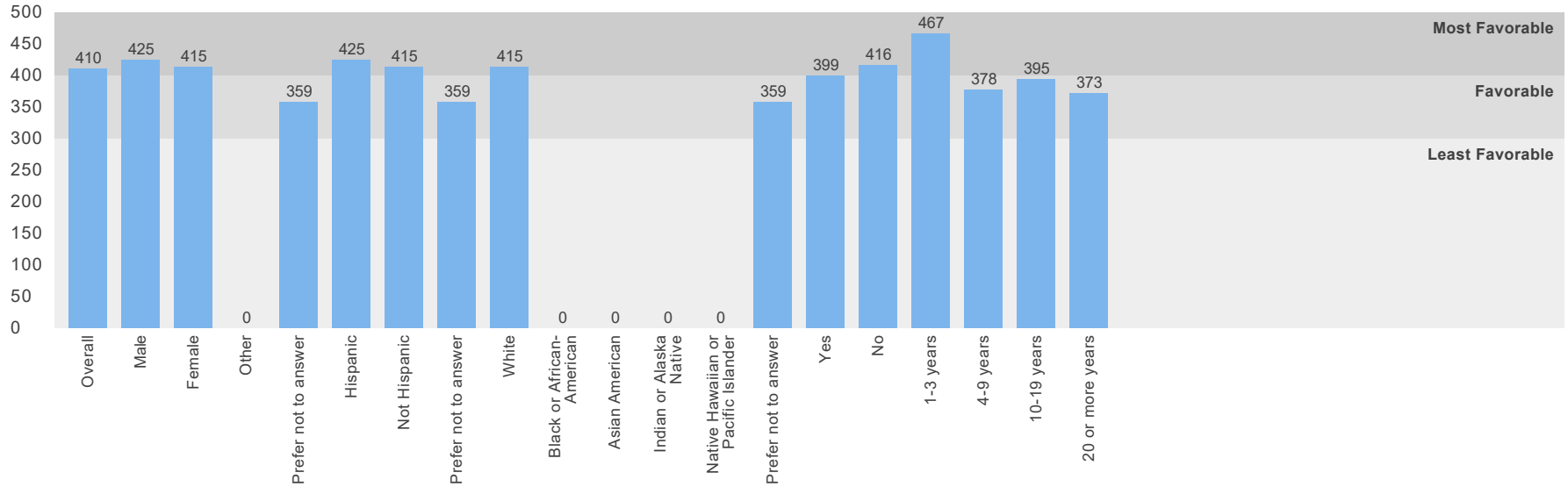
F F F



Mental Health



Discipline



Number of Submissions: 22

The top percentage is for this school, the bottom is for the district

	Male	Female	Other	Prefer not to answer
Are you male or female?	5% 21%	86% 73%	0% 0%	9% 5%

	Hispanic	Not Hispanic	Prefer not to answer
Are you of Hispanic or Latino origin?	5% 2%	86% 90%	9% 8%

	White	Black or African-American	Asian American	Indian or Alaska Native	Native Hawaiian or Pacific Islander	Prefer not to answer

What is your race?	91%	0%	0%	0%	0%	9%
	90%	1%	0%	0%	0%	8%

	Yes	No
Is your main assignment/responsibility at this school to provide instruction or other support services to any of these types of students - Special Education, English Language Learners, Gifted and Talented Education students, or Migrant Education?	36%	64%
	42%	58%

	1-3 years	4-9 years	10-19 years	20 or more years
How many years have you been working at this school?	32%	41%	23%	5%
	17%	31%	26%	26%

	Strongly Agree	Agree	Disagree	Strongly Disagree
At this school, all students are treated equally, regardless of whether their parents are rich or poor.	45%	55%	0%	0%
	32%	51%	17%	0%
This school encourages students to take challenging classes no matter their race, ethnicity, nationality, and/or cultural background (e.g., honor level courses, gifted courses, AP or IB courses).	33%	62%	5%	0%
	44%	49%	6%	1%
This school provides instructional materials (e.g., textbooks, handouts) that reflect students' cultural background, ethnicity and identity.	27%	68%	5%	0%
	19%	66%	14%	1%
This school emphasizes showing respect for all students' cultural beliefs and practices.	64%	32%	5%	0%
	45%	51%	4%	0%
This school provides effective resources and training for teaching students with Individualized Education Programs (IEPs) across different languages and cultures.	23%	50%	27%	0%
	15%	47%	32%	5%
This school provides effective supports for students needing alternative modes of communication (e.g., manual signs, communication boards, computer-based devices, picture exchange systems, Braille).	36%	59%	5%	0%
	33%	59%	6%	2%
Staff do a good job helping parents to support their children's learning at home.	59%	41%	0%	0%
	35%	61%	4%	0%
Staff do a good job helping parents understand when their child needs to learn social, emotional, and character skills.	45%	55%	0%	0%
	31%	57%	11%	1%

If a student has done something well or makes improvement, staff contact his/her parents.	29% 19%	71% 63%	0% 18%	0% 0%
This school asks families to volunteer at the school.	29% 21%	62% 53%	10% 23%	0% 2%
This school communicates with parents in a timely and ongoing basis.	68% 44%	32% 52%	0% 4%	0% 0%
My level of involvement in decision making at this school is fine with me.	41% 22%	55% 56%	5% 19%	0% 3%
Staff at this school have many informal opportunities to influence what happens within the school.	32% 20%	64% 53%	5% 26%	0% 2%
At this school, students are given the opportunity to take part in decision making.	14% 12%	33% 60%	52% 27%	0% 1%
Administrators involve staff in decision-making.	32% 17%	50% 50%	14% 29%	5% 5%
This school provides students with opportunities to take a lead role in organizing programs and activities.	5% 21%	41% 65%	50% 12%	5% 2%
Students are encouraged to get involved in extra-curricular activities.	18% 52%	73% 46%	9% 2%	0% 0%
I feel like I belong.	55% 40%	41% 53%	5% 6%	0% 1%
I feel satisfied with the recognition I get for doing a good job.	50% 30%	36% 45%	14% 21%	0% 4%
I feel comfortable discussing feelings, worries, and frustrations with my supervisor.	36% 38%	55% 41%	9% 16%	0% 6%
This school inspires me to do the very best at my job.	55% 34%	36% 53%	9% 10%	0% 2%
People at this school care about me as a person.	67% 41%	33% 52%	0% 7%	0% 0%
I can manage almost any student behavior problem.	18% 29%	73% 63%	9% 7%	0% 0%

I feel safe at this school.	50% 46%	50% 51%	0% 4%	0% 0%
The following types of problems occur at this school often: physical conflicts among students.	0% 1%	14% 7%	36% 58%	50% 34%
The following types of problems occur at this school often: robbery or theft.	0% 2%	0% 5%	32% 53%	68% 41%
The following types of problems occur at this school often: vandalism.	0% 2%	0% 18%	32% 50%	68% 30%
The following types of problems occur at this school often: student possession of weapons.	0% 1%	0% 2%	14% 37%	86% 60%
The following types of problems occur at this school often: sexual assault or dating violence.	0% 1%	0% 7%	14% 47%	86% 44%
The following types of problems occur at this school often: physical abuse of teachers.	0% 1%	5% 4%	32% 42%	64% 54%
The following types of problems occur at this school often: student verbal abuse of teachers.	0% 2%	18% 16%	36% 60%	45% 23%
I think that bullying is a frequent problem at this school.	0% 3%	5% 29%	59% 57%	36% 11%
I think that cyberbullying is a frequent problem among students at this school.	0% 7%	14% 42%	55% 39%	32% 11%
Students at this school would feel comfortable reporting a bullying incident to a teacher or other staff.	19% 15%	76% 64%	5% 20%	0% 0%
Staff at this school always stop bullying when they see it.	41% 28%	59% 58%	0% 15%	0% 0%
Staff at this school are teased or picked on about their race or ethnicity.	0% 1%	0% 4%	36% 45%	64% 50%
Staff at this school are teased or picked on about their cultural background or religion.	0% 1%	0% 6%	36% 43%	64% 50%
Staff at this school are teased or picked on about their physical or mental disability.	0% 0%	0% 4%	32% 44%	68% 51%

Staff at this school are teased or picked on about their sexuality.	0% 1%	0% 3%	32% 45%	68% 51%
---	----------	----------	------------	------------

	Not a Problem	Small Problem	Somewhat a Problem	Large Problem
At this school, how much of a problem is student drug use?	95% 46%	0% 20%	0% 27%	5% 7%
At this school, how much of a problem is student use of electronic cigarettes?	95% 46%	0% 18%	0% 24%	5% 12%
At this school, how much of a problem is student use of tobacco (e.g., cigarettes, chew, cigars)?	95% 58%	0% 30%	0% 11%	5% 2%
At this school, how much of a problem is student alcohol use?	95% 51%	0% 22%	0% 22%	5% 5%

	Strongly Agree	Agree	Disagree	Strongly Disagree
This school collaborates well with community organizations to help address youth substance use problems.	9% 11%	55% 68%	27% 16%	9% 4%
This school has adequate resources to address substance use prevention.	10% 12%	57% 69%	29% 15%	5% 3%
This school provides effective confidential support and referral services for students needing help because of substance abuse (e.g., a Student Assistance Program).	10% 13%	50% 74%	30% 10%	10% 3%
This school has programs that address substance use among students.	10% 11%	33% 59%	48% 24%	10% 5%
I know what to do if there is an emergency, natural disaster (tornado, flood) or a dangerous situation (e.g., violent person on campus) during the school day.	32% 37%	68% 60%	0% 2%	0% 1%
This school has a written plan that describes procedures to be performed in shootings.	41% 40%	55% 56%	5% 3%	0% 1%
This school has a written plan that clearly describes procedures to be performed in natural disasters (e.g., earthquakes or tornadoes).	43% 38%	52% 53%	5% 9%	0% 1%
This school or school district provides effective training in safety procedures to staff (e.g., lockdown training or fire drills).	43% 47%	43% 46%	14% 6%	0% 1%

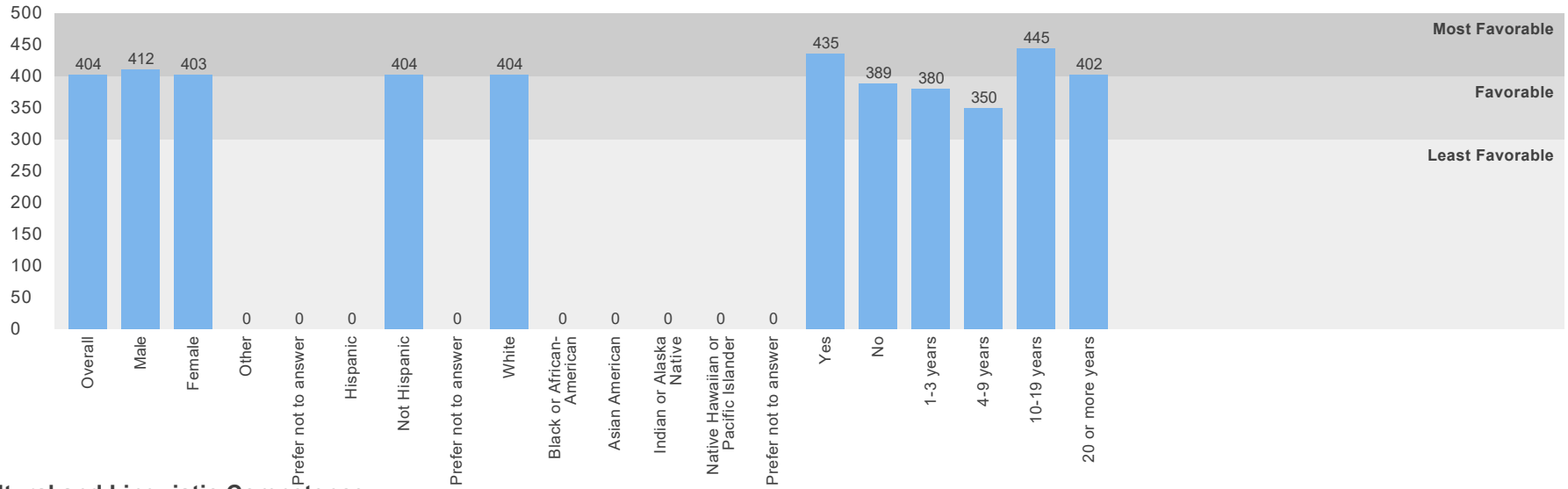
This school looks clean and pleasant.	41% 38%	55% 57%	5% 3%	0% 1%
This school is an inviting work environment.	45% 38%	45% 55%	9% 6%	0% 1%
My teaching is hindered by poor heating, cooling, and/or lighting systems at this school.	5% 11%	32% 28%	41% 44%	23% 17%
My teaching is hindered by a lack of instructional space (e.g., classrooms) at this school.	0% 3%	0% 7%	77% 57%	23% 32%
My teaching is hindered by a lack of textbooks and basic supplies at this school.	0% 1%	0% 3%	64% 59%	36% 37%
My teaching is hindered by inadequate or outdated equipment or facilities at this school.	0% 1%	9% 8%	55% 56%	36% 35%
The students in my class(es) come to class prepared with the appropriate supplies and books.	9% 12%	91% 74%	0% 11%	0% 3%
Once we start a new program at this school, we follow up to make sure that it's working.	9% 6%	41% 43%	45% 40%	5% 11%
The programs and resources at this school are adequate to support students' learning.	14% 15%	77% 67%	9% 17%	0% 1%
Teachers at this school feel responsible to help each other do their best.	41% 33%	55% 58%	5% 8%	0% 1%
Teachers at this school feel that it is a part of their job to prepare students to succeed in college.	36% 34%	50% 61%	14% 5%	0% 0%
The programs and resources at this school are adequate to support students with special needs or disabilities.	14% 15%	82% 61%	5% 19%	0% 4%
This school provides the materials, resources, and training necessary for me to support students' physical health and nutrition.	23% 16%	59% 59%	18% 22%	0% 2%
This school places a priority on making healthy food choices.	14% 11%	55% 59%	32% 26%	0% 4%
This school places a priority on students' health needs.	32% 19%	45% 67%	18% 13%	5% 2%

This school places a priority on students' physical activity.	33% 18%	67% 70%	0% 11%	0% 1%
This school provides quality counseling or other services to help students with social or emotional needs.	55% 38%	45% 57%	0% 5%	0% 0%
This school provides the materials, resources, and training necessary for me to support students' social or emotional needs.	32% 18%	59% 62%	9% 19%	0% 1%
This school places a priority on addressing students' mental health needs.	32% 31%	64% 58%	5% 10%	0% 1%
This school places a priority on teaching students strategies to manage their stress levels.	36% 23%	50% 57%	14% 17%	0% 3%
This school places a priority on helping students with their social, emotional, and behavioral problems.	36% 28%	55% 59%	9% 13%	0% 1%
Staff at this school are clearly informed about school policies and procedures.	36% 26%	59% 57%	5% 14%	0% 3%
Staff at this school recognize students for positive behavior.	55% 40%	45% 58%	0% 2%	0% 0%
School rules are applied equally to all students.	50% 22%	50% 54%	0% 19%	0% 6%
Discipline is fair.	41% 20%	59% 59%	0% 17%	0% 3%
This school effectively handles student discipline and behavior problems.	32% 16%	68% 60%	0% 19%	0% 5%
Staff at this school work together to ensure an orderly environment.	45% 32%	55% 62%	0% 5%	0% 0%

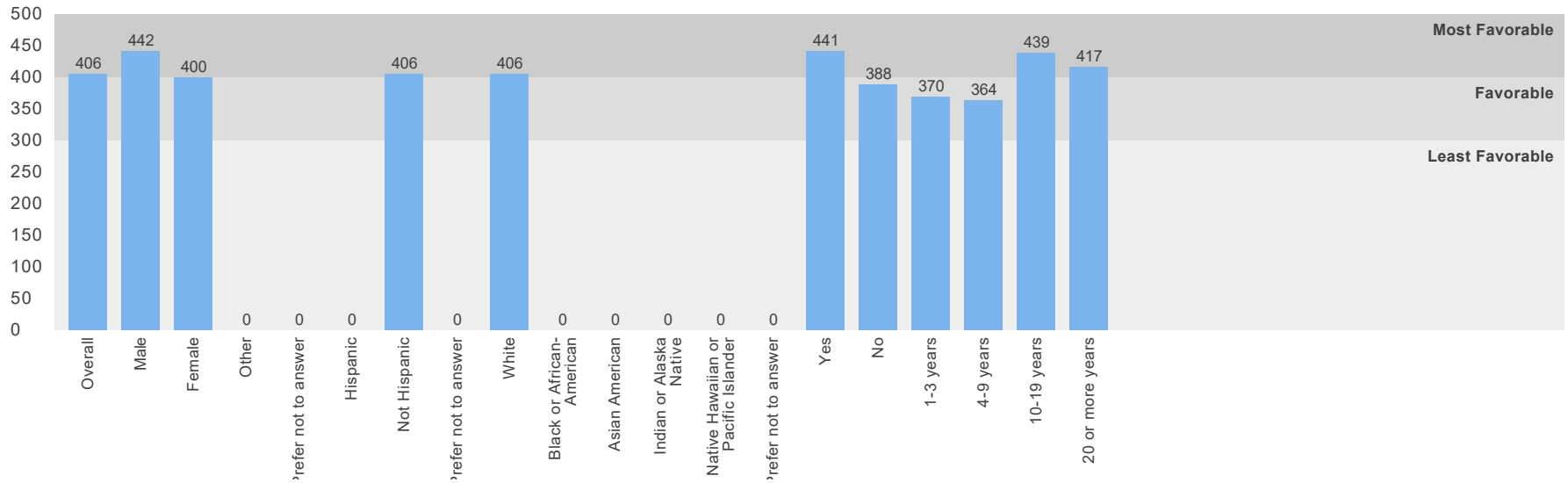
HAMAGRAEL ES

Scale Scores by Demographic

Engagement



Cultural and Linguistic Competence

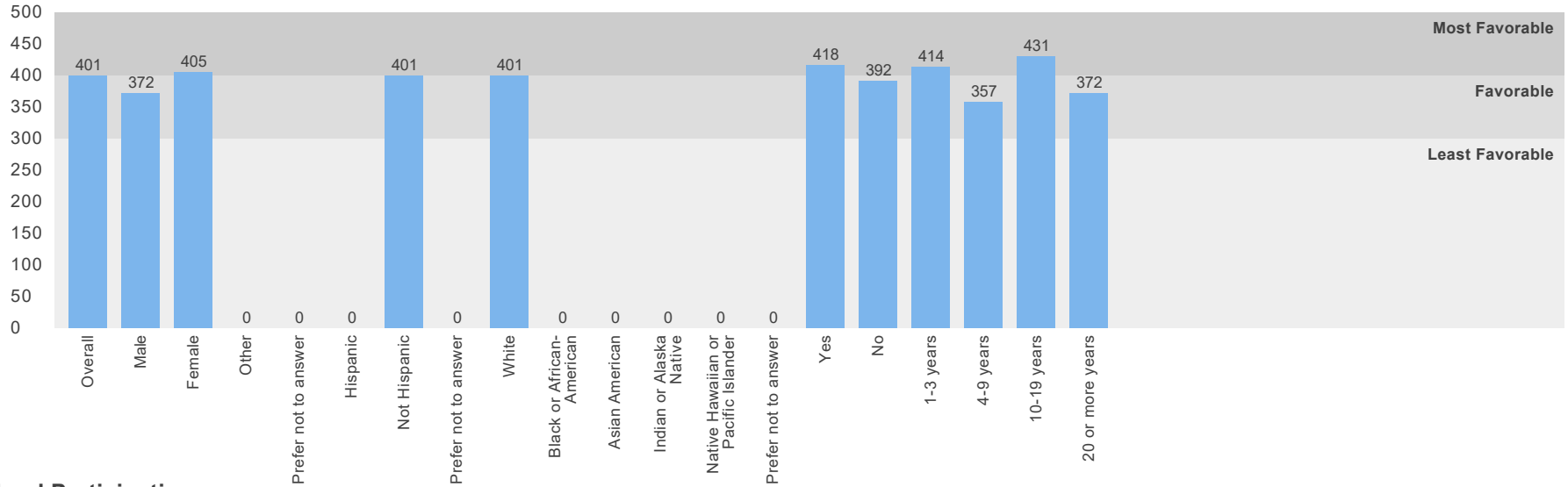


Relationships

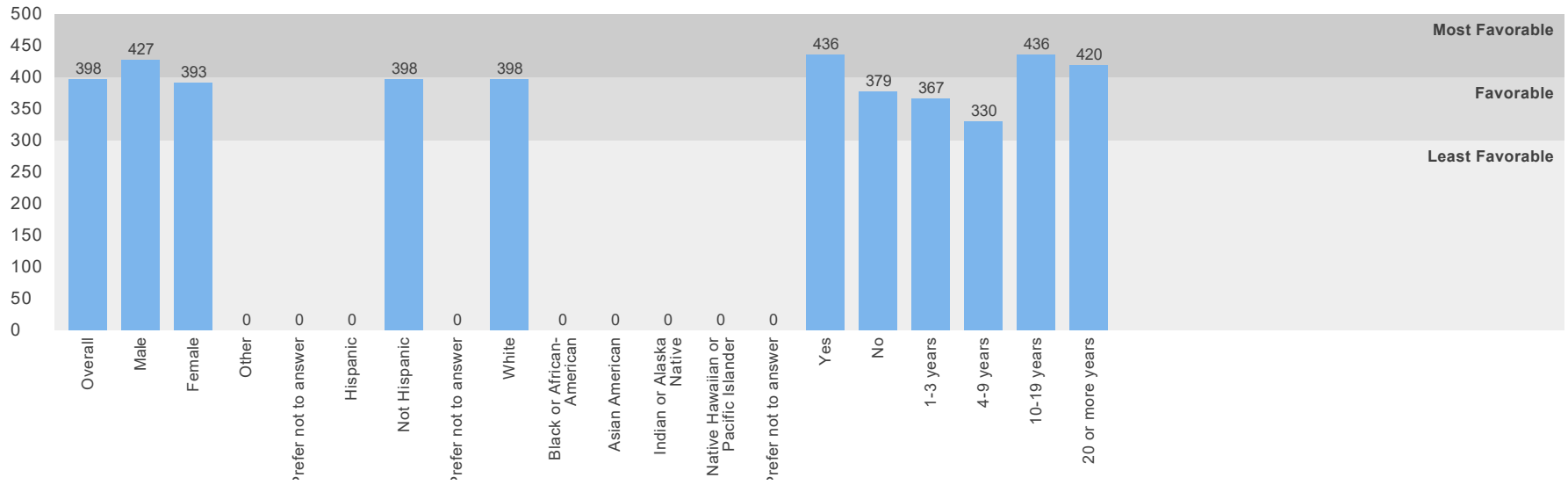
F

F

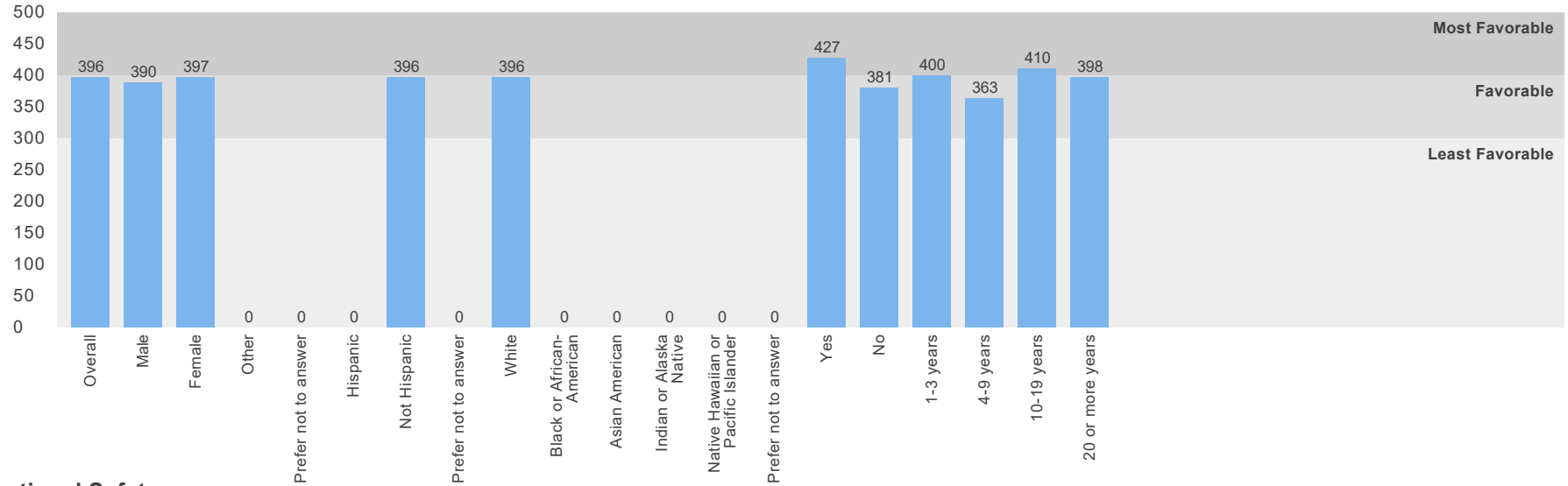
F



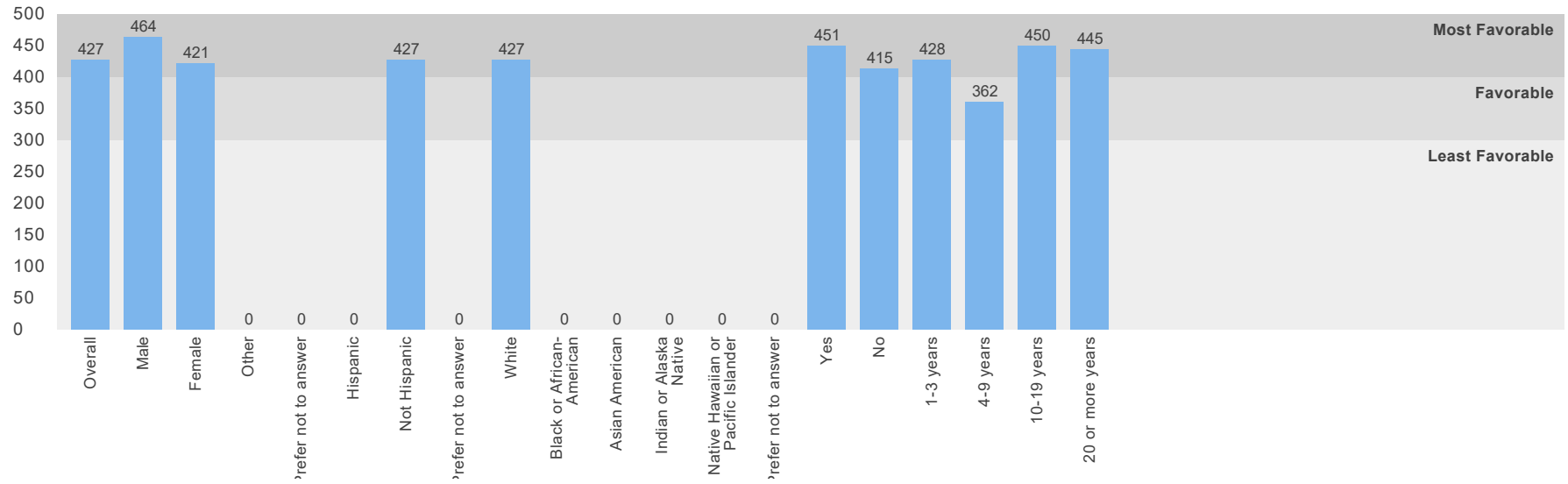
School Participation



Safety

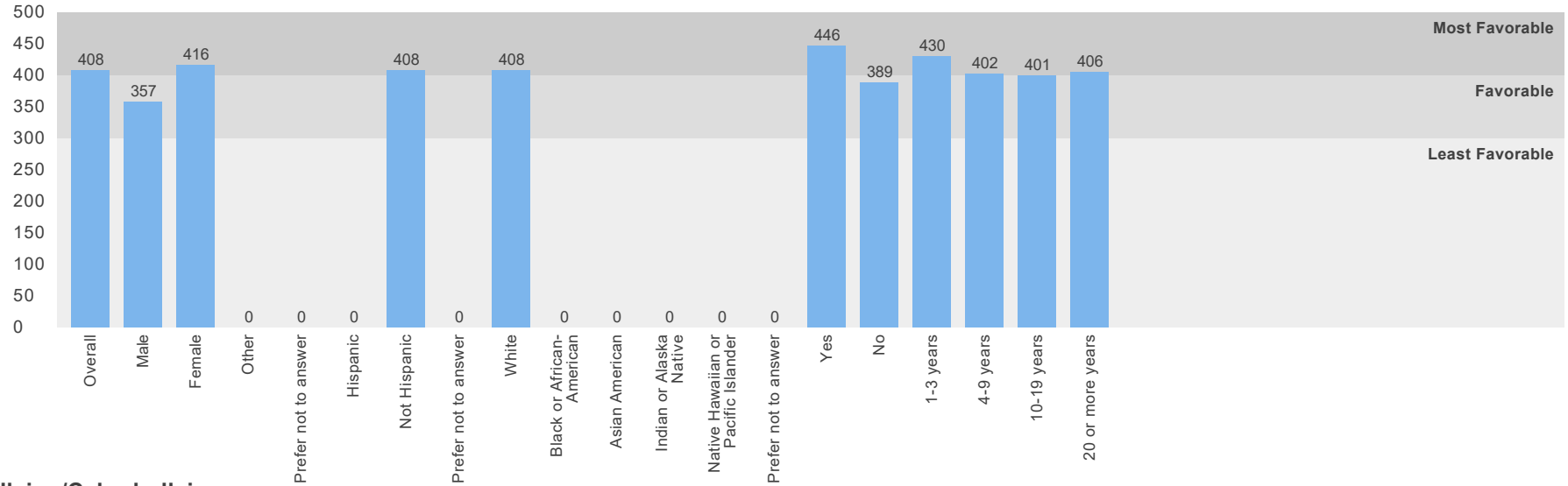


Emotional Safety

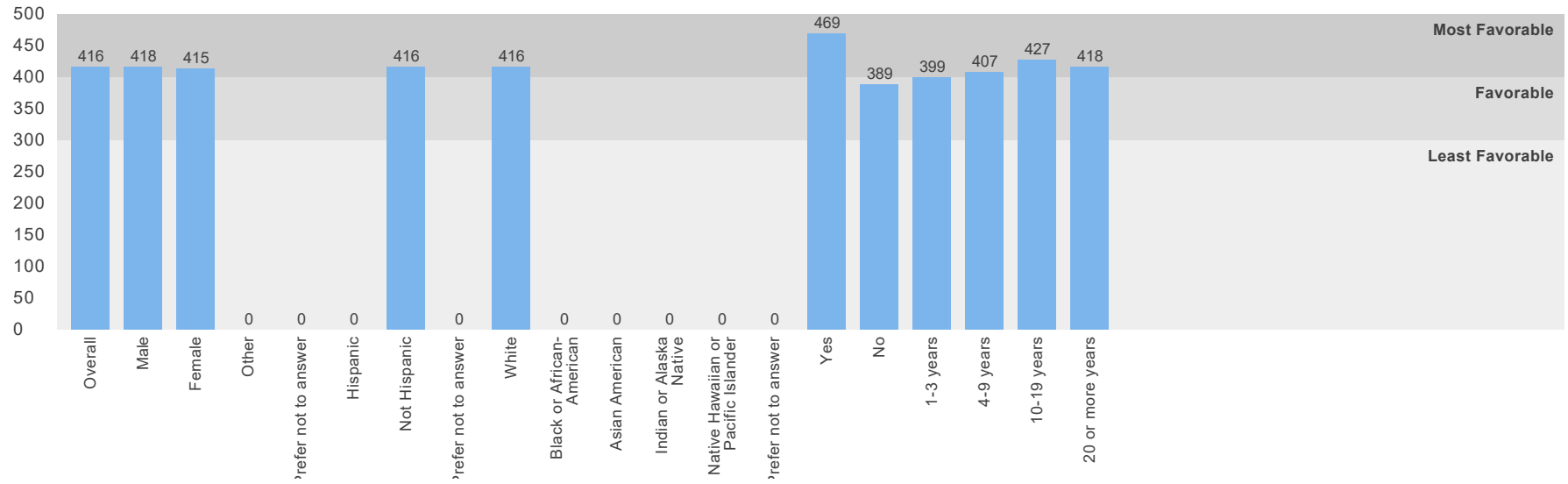


Physical Safety

F F F

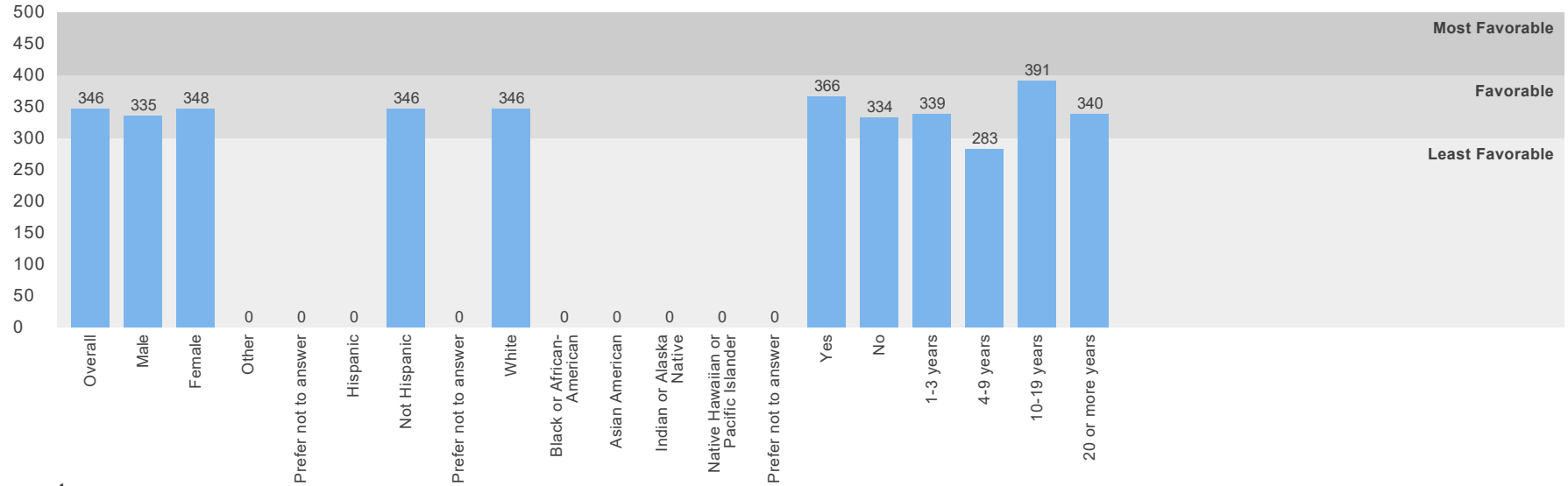


Bullying/Cyberbullying

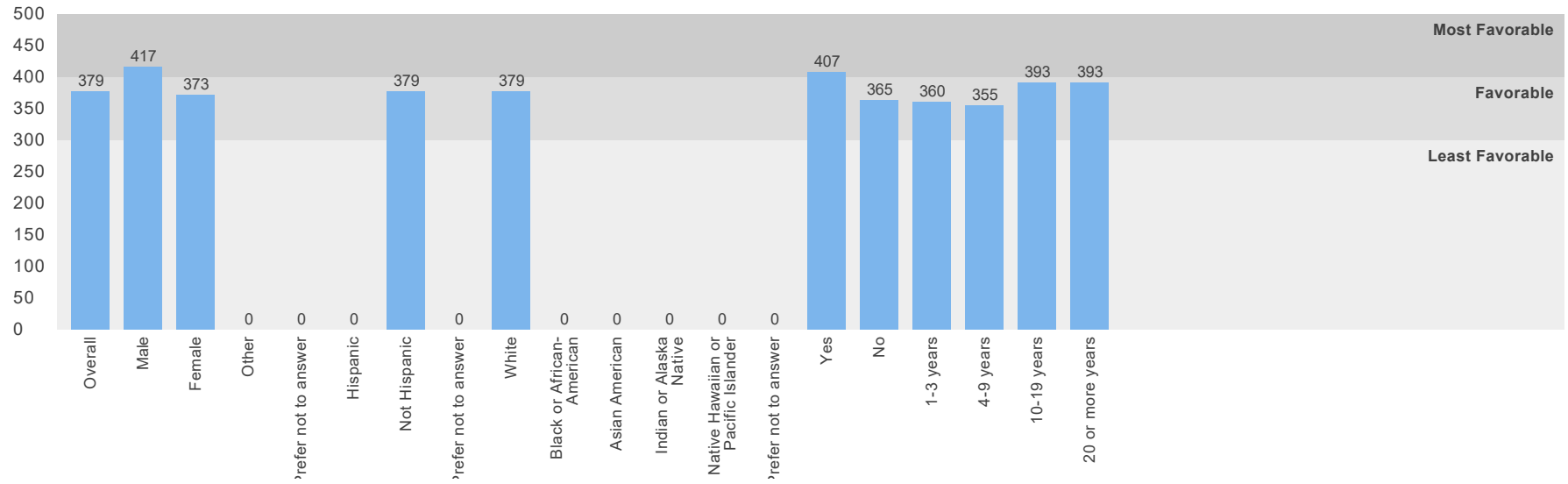


Substance Abuse

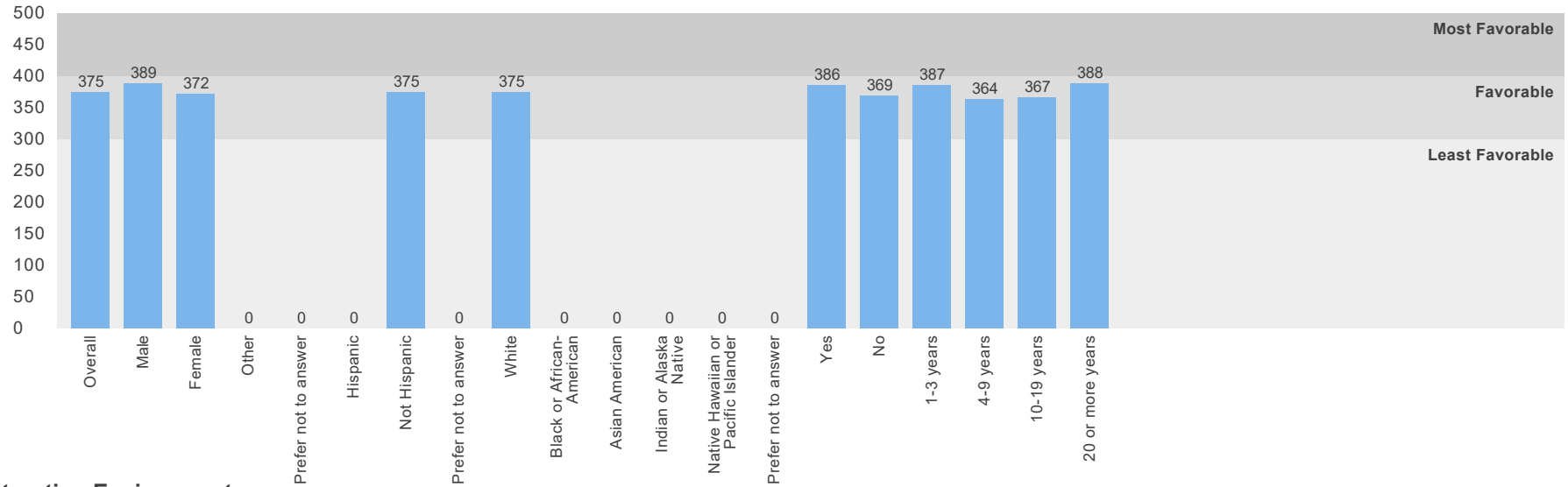
F F F



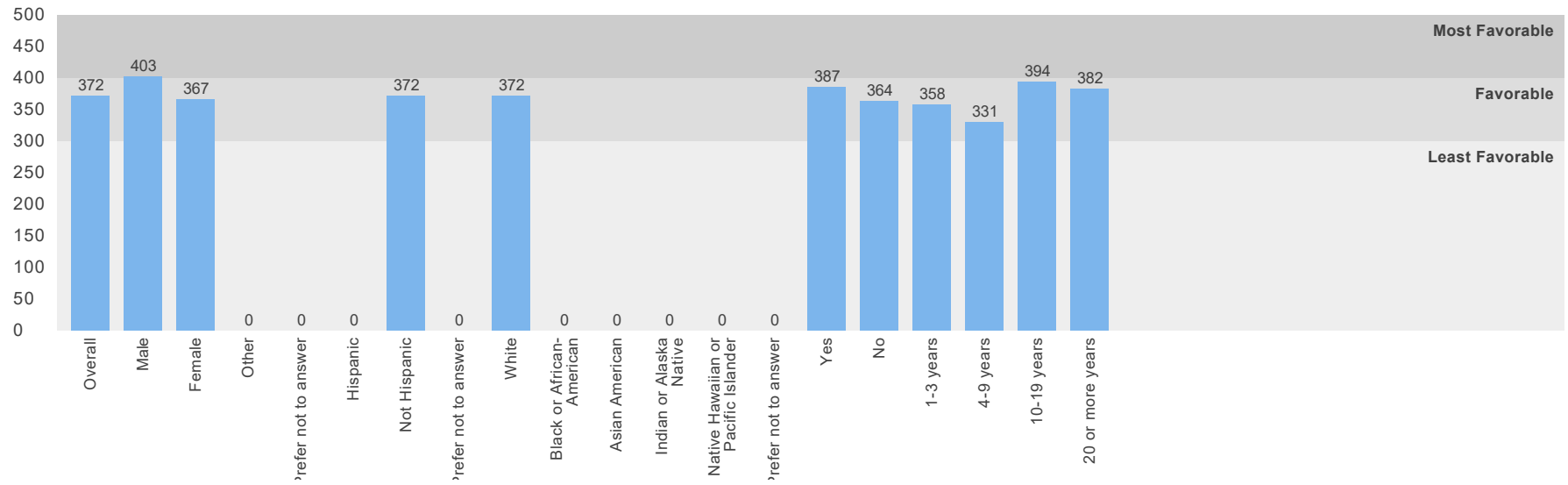
Environment



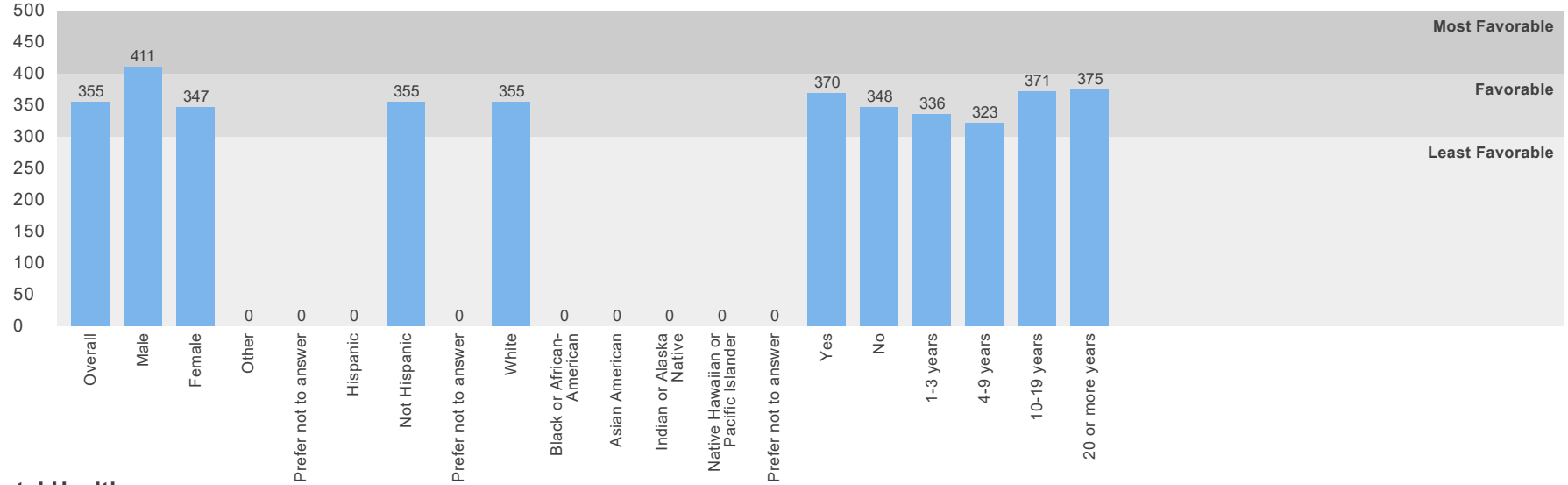
Physical Environment



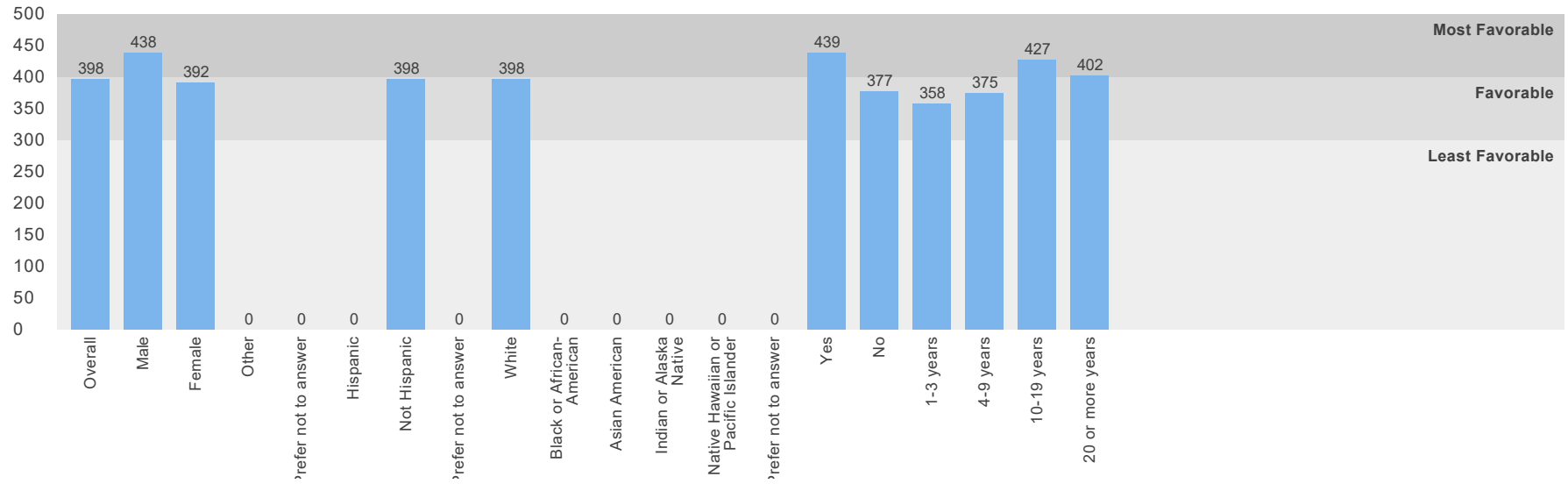
Instruction Environment



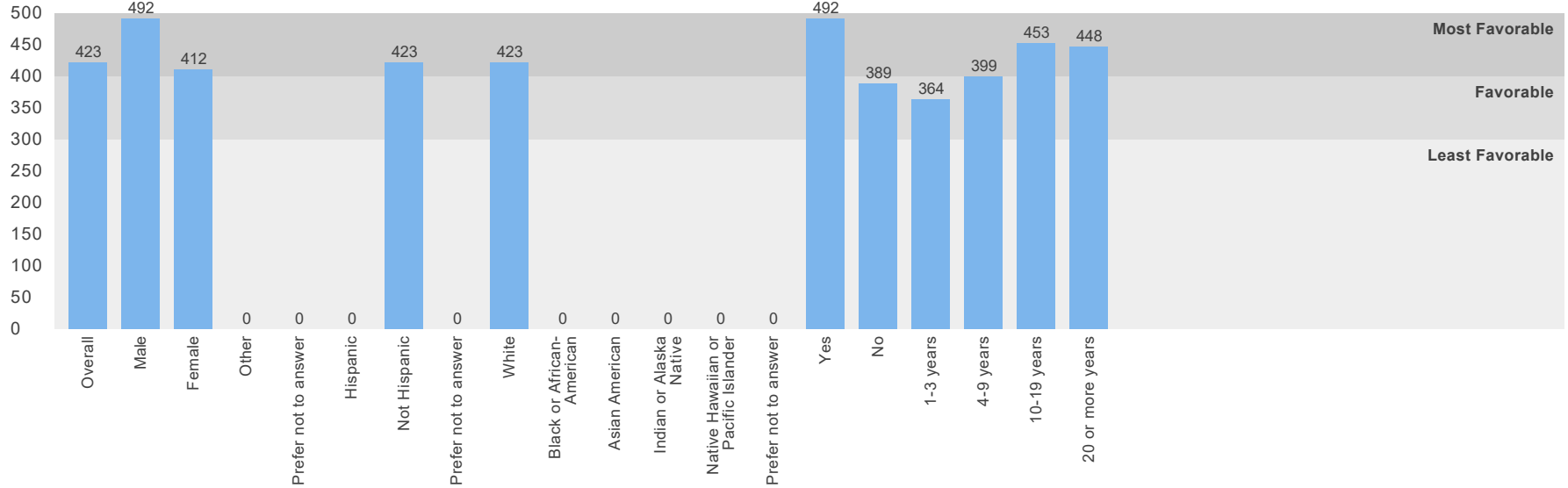
Physical Health



Mental Health



Discipline



Number of Submissions: 15

The top percentage is for this school, the bottom is for the district

	Male	Female	Other	Prefer not to answer
Are you male or female?	13%	87%	0%	0%
	21%	73%	0%	5%

	Hispanic	Not Hispanic	Prefer not to answer
Are you of Hispanic or Latino origin?	0%	100%	0%
	2%	90%	8%

	White	Black or African-American	Asian American	Indian or Alaska Native	Native Hawaiian or Pacific Islander	Prefer not to answer

What is your race?	100% 90%	0% 1%	0% 0%	0% 0%	0% 0%	0% 8%
--------------------	-------------	----------	----------	----------	----------	----------

	Yes	No
Is your main assignment/responsibility at this school to provide instruction or other support services to any of these types of students - Special Education, English Language Learners, Gifted and Talented Education students, or Migrant Education?	33% 42%	67% 58%

	1-3 years	4-9 years	10-19 years	20 or more years
How many years have you been working at this school?	20% 17%	20% 31%	40% 26%	20% 26%

	Strongly Agree	Agree	Disagree	Strongly Disagree
At this school, all students are treated equally, regardless of whether their parents are rich or poor.	60% 32%	40% 51%	0% 17%	0% 0%
This school encourages students to take challenging classes no matter their race, ethnicity, nationality, and/or cultural background (e.g., honor level courses, gifted courses, AP or IB courses).	47% 44%	47% 49%	7% 6%	0% 1%
This school provides instructional materials (e.g., textbooks, handouts) that reflect students' cultural background, ethnicity and identity.	47% 19%	47% 66%	7% 14%	0% 1%
This school emphasizes showing respect for all students' cultural beliefs and practices.	79% 45%	21% 51%	0% 4%	0% 0%
This school provides effective resources and training for teaching students with Individualized Education Programs (IEPs) across different languages and cultures.	20% 15%	73% 47%	7% 32%	0% 5%
This school provides effective supports for students needing alternative modes of communication (e.g., manual signs, communication boards, computer-based devices, picture exchange systems, Braille).	33% 33%	67% 59%	0% 6%	0% 2%
Staff do a good job helping parents to support their children's learning at home.	47% 35%	53% 61%	0% 4%	0% 0%
Staff do a good job helping parents understand when their child needs to learn social, emotional, and character skills.	40% 31%	60% 57%	0% 11%	0% 1%

If a student has done something well or makes improvement, staff contact his/her parents.	40% 19%	60% 63%	0% 18%	0% 0%
This school asks families to volunteer at the school.	29% 21%	71% 53%	0% 23%	0% 2%
This school communicates with parents in a timely and ongoing basis.	60% 44%	40% 52%	0% 4%	0% 0%
My level of involvement in decision making at this school is fine with me.	53% 22%	40% 56%	7% 19%	0% 3%
Staff at this school have many informal opportunities to influence what happens within the school.	47% 20%	47% 53%	7% 26%	0% 2%
At this school, students are given the opportunity to take part in decision making.	27% 12%	67% 60%	7% 27%	0% 1%
Administrators involve staff in decision-making.	40% 17%	53% 50%	7% 29%	0% 5%
This school provides students with opportunities to take a lead role in organizing programs and activities.	27% 21%	73% 65%	0% 12%	0% 2%
Students are encouraged to get involved in extra-curricular activities.	47% 52%	53% 46%	0% 2%	0% 0%
I feel like I belong.	67% 40%	33% 53%	0% 6%	0% 1%
I feel satisfied with the recognition I get for doing a good job.	60% 30%	40% 45%	0% 21%	0% 4%
I feel comfortable discussing feelings, worries, and frustrations with my supervisor.	47% 38%	53% 41%	0% 16%	0% 6%
This school inspires me to do the very best at my job.	60% 34%	40% 53%	0% 10%	0% 2%
People at this school care about me as a person.	67% 41%	27% 52%	7% 7%	0% 0%
I can manage almost any student behavior problem.	40% 29%	60% 63%	0% 7%	0% 0%

I feel safe at this school.	80% 46%	20% 51%	0% 4%	0% 0%
The following types of problems occur at this school often: physical conflicts among students.	7% 1%	0% 7%	53% 58%	40% 34%
The following types of problems occur at this school often: robbery or theft.	7% 2%	0% 5%	40% 53%	53% 41%
The following types of problems occur at this school often: vandalism.	7% 2%	0% 18%	47% 50%	47% 30%
The following types of problems occur at this school often: student possession of weapons.	7% 1%	0% 2%	27% 37%	67% 60%
The following types of problems occur at this school often: sexual assault or dating violence.	7% 1%	0% 7%	33% 47%	60% 44%
The following types of problems occur at this school often: physical abuse of teachers.	7% 1%	0% 4%	47% 42%	47% 54%
The following types of problems occur at this school often: student verbal abuse of teachers.	7% 2%	0% 16%	53% 60%	40% 23%
I think that bullying is a frequent problem at this school.	7% 3%	0% 29%	73% 57%	20% 11%
I think that cyberbullying is a frequent problem among students at this school.	7% 7%	0% 42%	67% 39%	27% 11%
Students at this school would feel comfortable reporting a bullying incident to a teacher or other staff.	40% 15%	53% 64%	7% 20%	0% 0%
Staff at this school always stop bullying when they see it.	40% 28%	53% 58%	7% 15%	0% 0%
Staff at this school are teased or picked on about their race or ethnicity.	7% 1%	0% 4%	20% 45%	73% 50%
Staff at this school are teased or picked on about their cultural background or religion.	13% 1%	0% 6%	20% 43%	67% 50%
Staff at this school are teased or picked on about their physical or mental disability.	7% 0%	0% 4%	33% 44%	60% 51%

Staff at this school are teased or picked on about their sexuality.	7% 1%	0% 3%	20% 45%	73% 51%
---	----------	----------	------------	------------

	Not a Problem	Small Problem	Somewhat a Problem	Large Problem
At this school, how much of a problem is student drug use?	100% 46%	0% 20%	0% 27%	0% 7%
At this school, how much of a problem is student use of electronic cigarettes?	100% 46%	0% 18%	0% 24%	0% 12%
At this school, how much of a problem is student use of tobacco (e.g., cigarettes, chew, cigars)?	100% 58%	0% 30%	0% 11%	0% 2%
At this school, how much of a problem is student alcohol use?	100% 51%	0% 22%	0% 22%	0% 5%

	Strongly Agree	Agree	Disagree	Strongly Disagree
This school collaborates well with community organizations to help address youth substance use problems.	23% 11%	54% 68%	8% 16%	15% 4%
This school has adequate resources to address substance use prevention.	15% 12%	69% 69%	15% 15%	0% 3%
This school provides effective confidential support and referral services for students needing help because of substance abuse (e.g., a Student Assistance Program).	23% 13%	54% 74%	15% 10%	8% 3%
This school has programs that address substance use among students.	15% 11%	54% 59%	15% 24%	15% 5%
I know what to do if there is an emergency, natural disaster (tornado, flood) or a dangerous situation (e.g., violent person on campus) during the school day.	53% 37%	47% 60%	0% 2%	0% 1%
This school has a written plan that describes procedures to be performed in shootings.	36% 40%	64% 56%	0% 3%	0% 1%
This school has a written plan that clearly describes procedures to be performed in natural disasters (e.g., earthquakes or tornadoes).	53% 38%	47% 53%	0% 9%	0% 1%
This school or school district provides effective training in safety procedures to staff (e.g., lockdown training or fire drills).	60% 47%	40% 46%	0% 6%	0% 1%

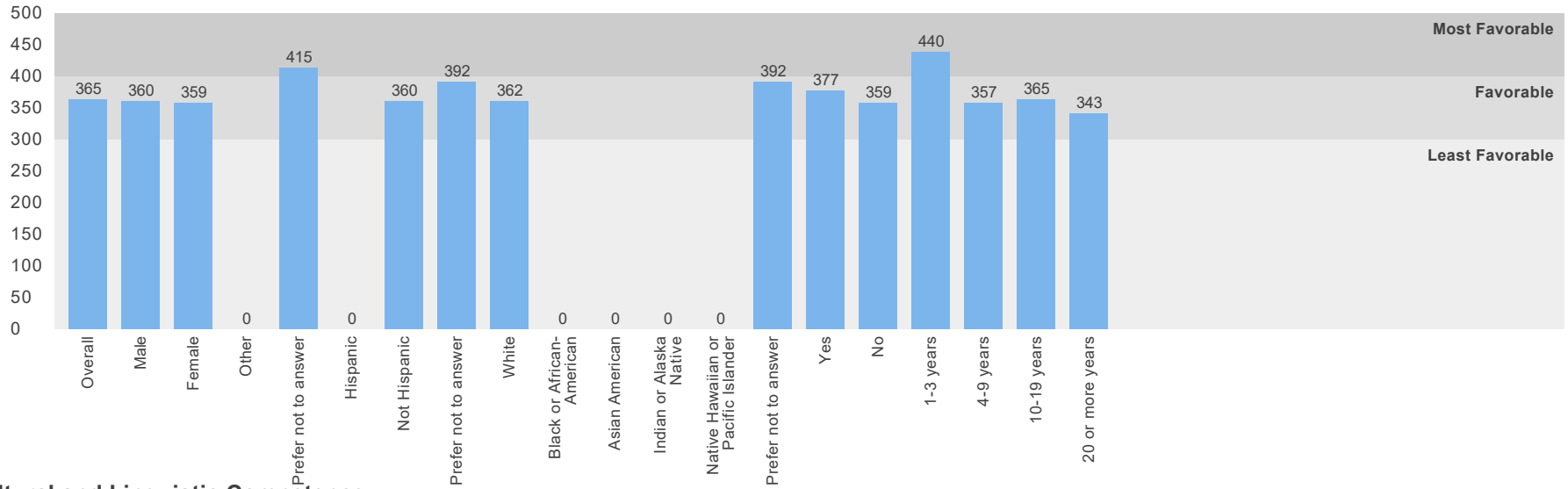
This school looks clean and pleasant.	53% 38%	47% 57%	0% 3%	0% 1%
This school is an inviting work environment.	67% 38%	33% 55%	0% 6%	0% 1%
My teaching is hindered by poor heating, cooling, and/or lighting systems at this school.	7% 11%	27% 28%	53% 44%	13% 17%
My teaching is hindered by a lack of instructional space (e.g., classrooms) at this school.	7% 3%	7% 7%	73% 57%	13% 32%
My teaching is hindered by a lack of textbooks and basic supplies at this school.	7% 1%	0% 3%	67% 59%	27% 37%
My teaching is hindered by inadequate or outdated equipment or facilities at this school.	7% 1%	7% 8%	67% 56%	20% 35%
The students in my class(es) come to class prepared with the appropriate supplies and books.	20% 12%	80% 74%	0% 11%	0% 3%
Once we start a new program at this school, we follow up to make sure that it's working.	7% 6%	64% 43%	21% 40%	7% 11%
The programs and resources at this school are adequate to support students' learning.	21% 15%	57% 67%	21% 17%	0% 1%
Teachers at this school feel responsible to help each other do their best.	47% 33%	53% 58%	0% 8%	0% 1%
Teachers at this school feel that it is a part of their job to prepare students to succeed in college.	40% 34%	53% 61%	7% 5%	0% 0%
The programs and resources at this school are adequate to support students with special needs or disabilities.	13% 15%	73% 61%	13% 19%	0% 4%
This school provides the materials, resources, and training necessary for me to support students' physical health and nutrition.	13% 16%	67% 59%	20% 22%	0% 2%
This school places a priority on making healthy food choices.	13% 11%	47% 59%	40% 26%	0% 4%
This school places a priority on students' health needs.	13% 19%	87% 67%	0% 13%	0% 2%

This school places a priority on students' physical activity.	29% 18%	71% 70%	0% 11%	0% 1%
This school provides quality counseling or other services to help students with social or emotional needs.	53% 38%	40% 57%	7% 5%	0% 0%
This school provides the materials, resources, and training necessary for me to support students' social or emotional needs.	20% 18%	73% 62%	7% 19%	0% 1%
This school places a priority on addressing students' mental health needs.	40% 31%	60% 58%	0% 10%	0% 1%
This school places a priority on teaching students strategies to manage their stress levels.	47% 23%	53% 57%	0% 17%	0% 3%
This school places a priority on helping students with their social, emotional, and behavioral problems.	47% 28%	53% 59%	0% 13%	0% 1%
Staff at this school are clearly informed about school policies and procedures.	47% 26%	53% 57%	0% 14%	0% 3%
Staff at this school recognize students for positive behavior.	60% 40%	40% 58%	0% 2%	0% 0%
School rules are applied equally to all students.	47% 22%	53% 54%	0% 19%	0% 6%
Discipline is fair.	47% 20%	53% 59%	0% 17%	0% 3%
This school effectively handles student discipline and behavior problems.	47% 16%	47% 60%	7% 19%	0% 5%
Staff at this school work together to ensure an orderly environment.	53% 32%	47% 62%	0% 5%	0% 0%

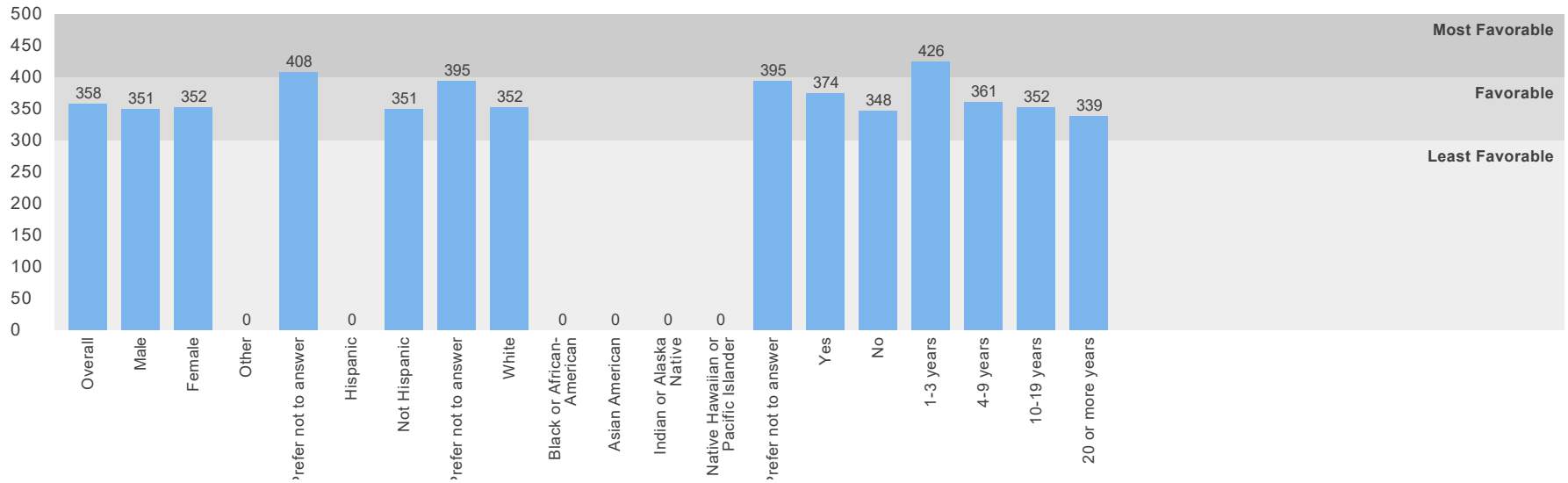
SLINGERLANDS ES

Scale Scores by Demographic

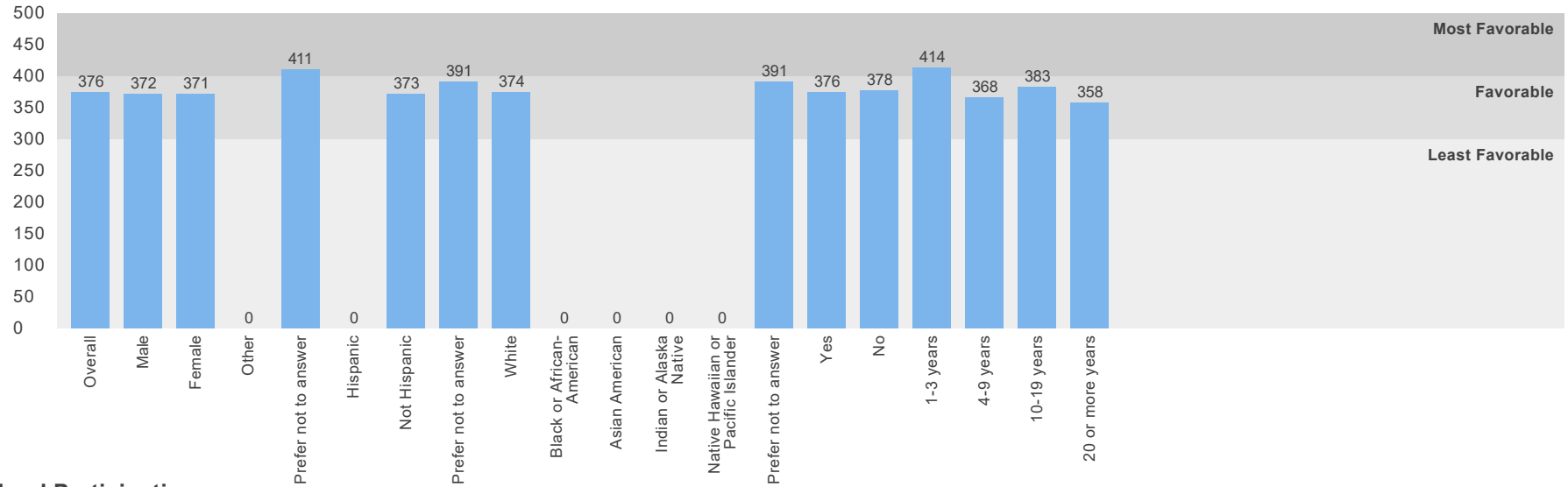
Engagement



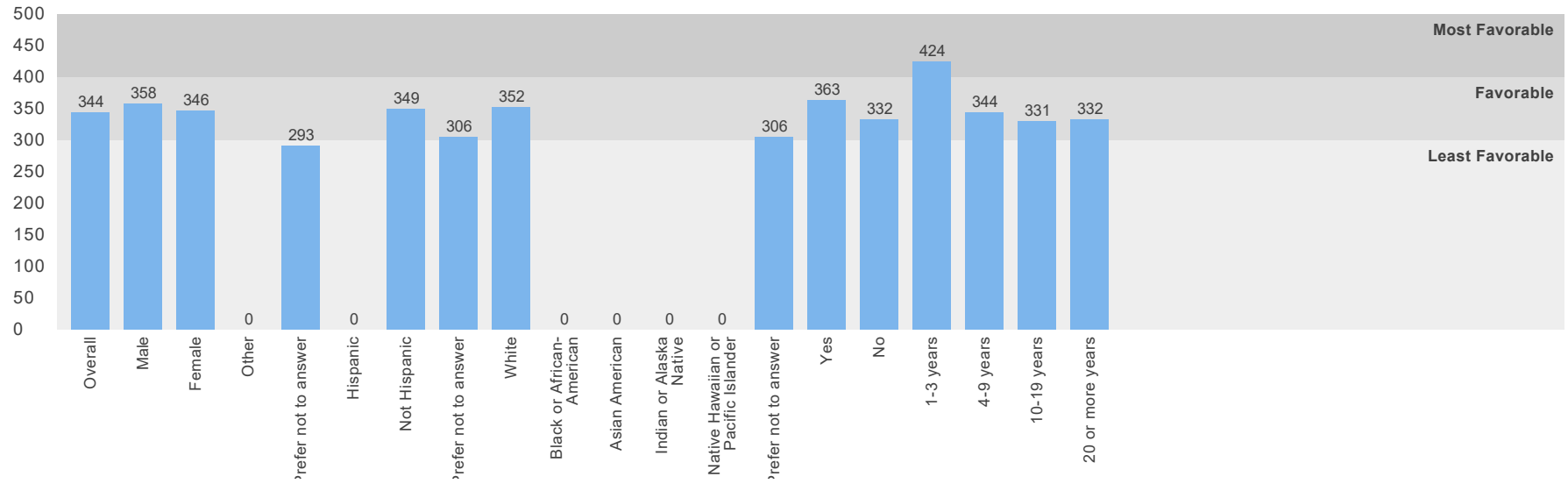
Cultural and Linguistic Competence



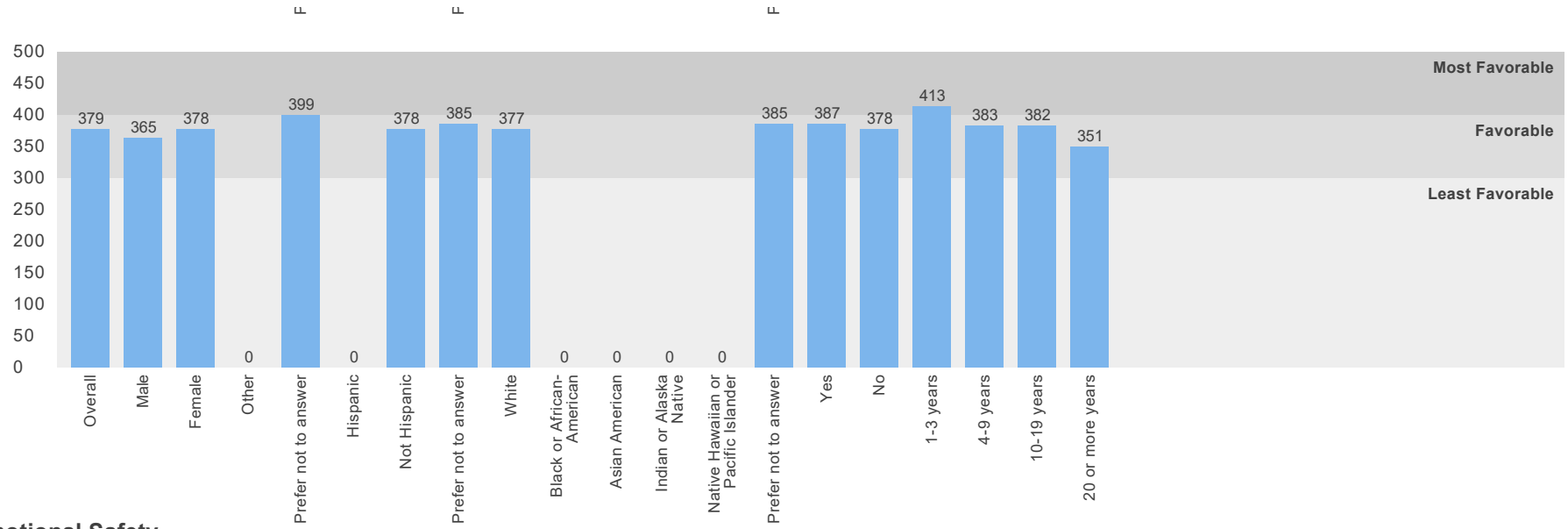
Relationships



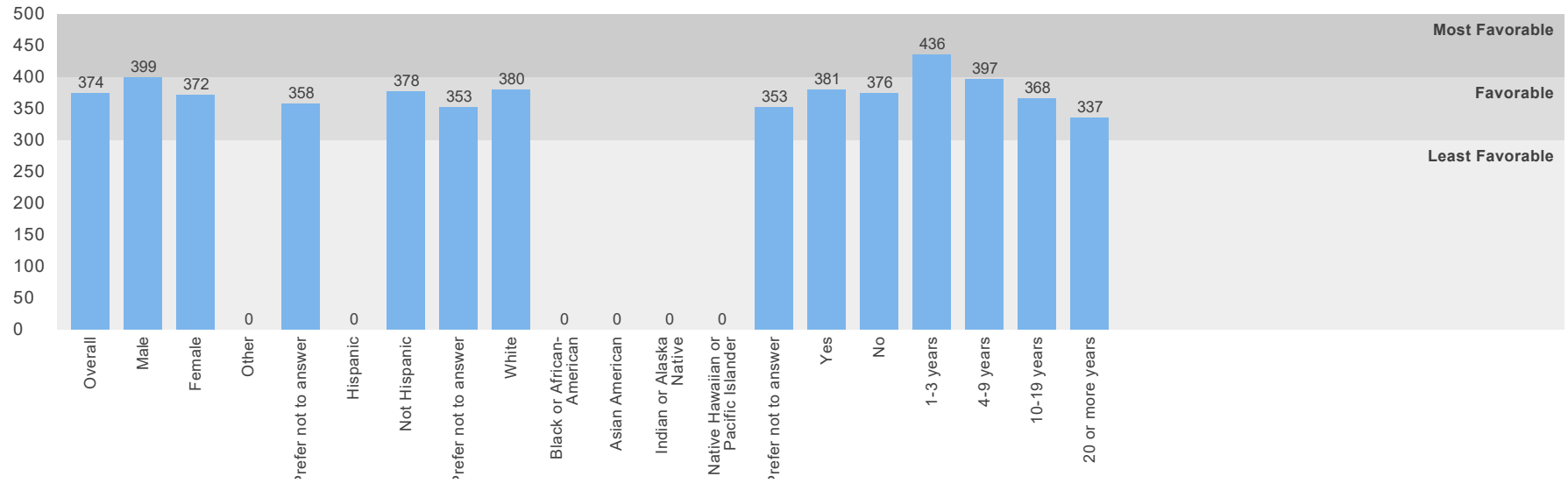
School Participation



Safety



Emotional Safety

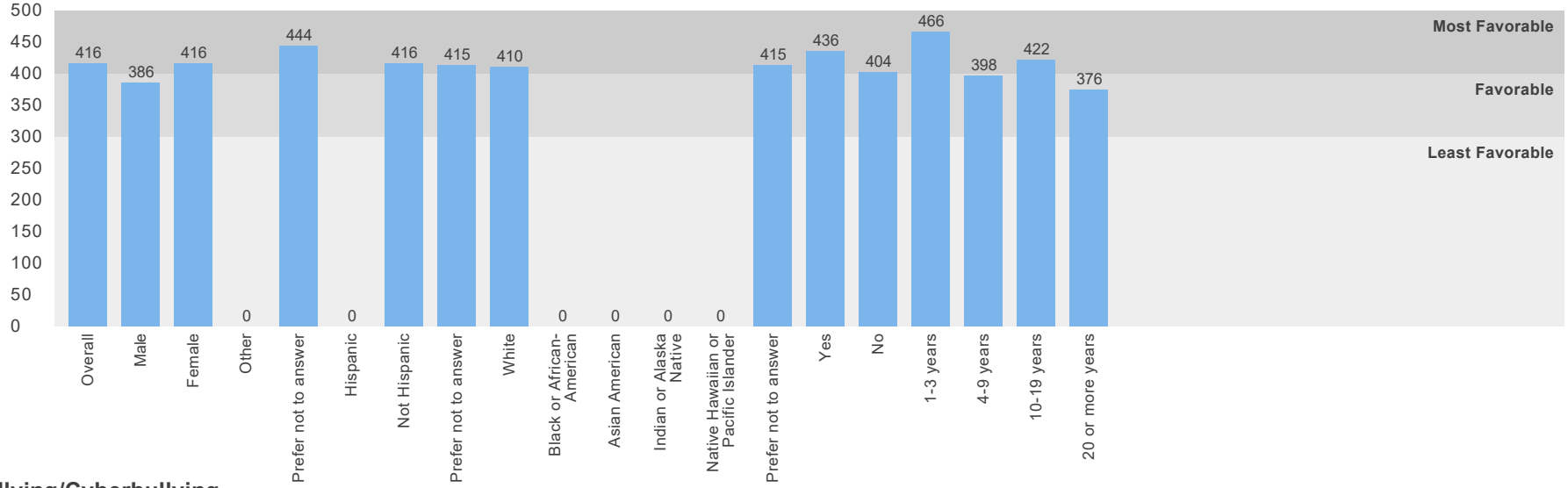


Physical Safety

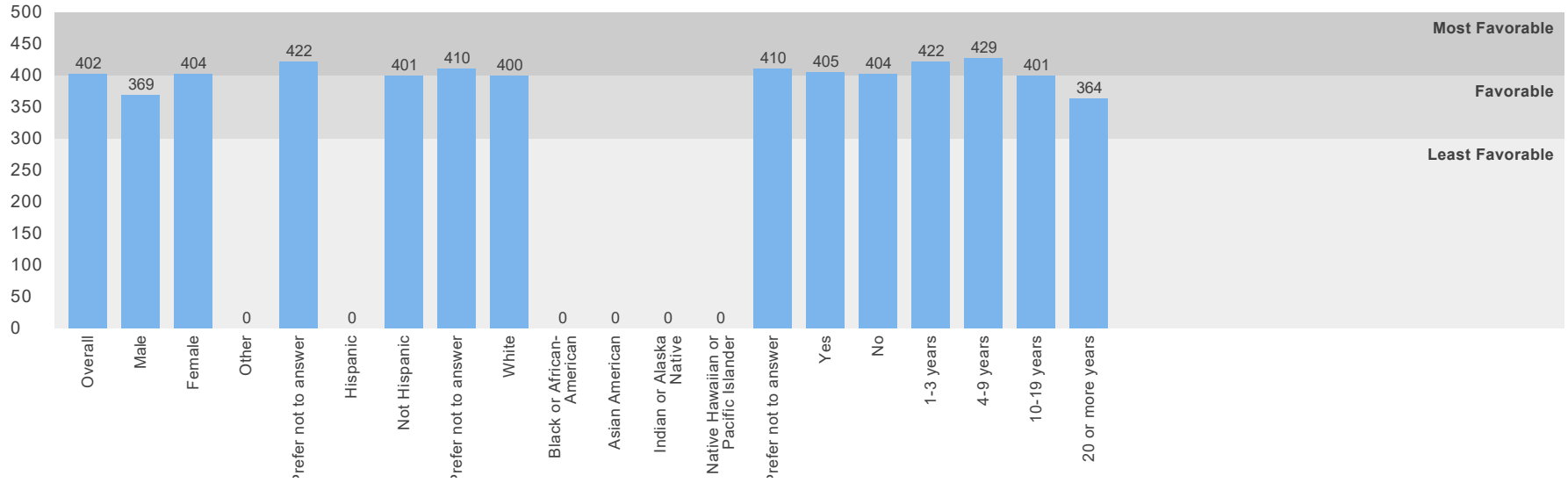
F

F

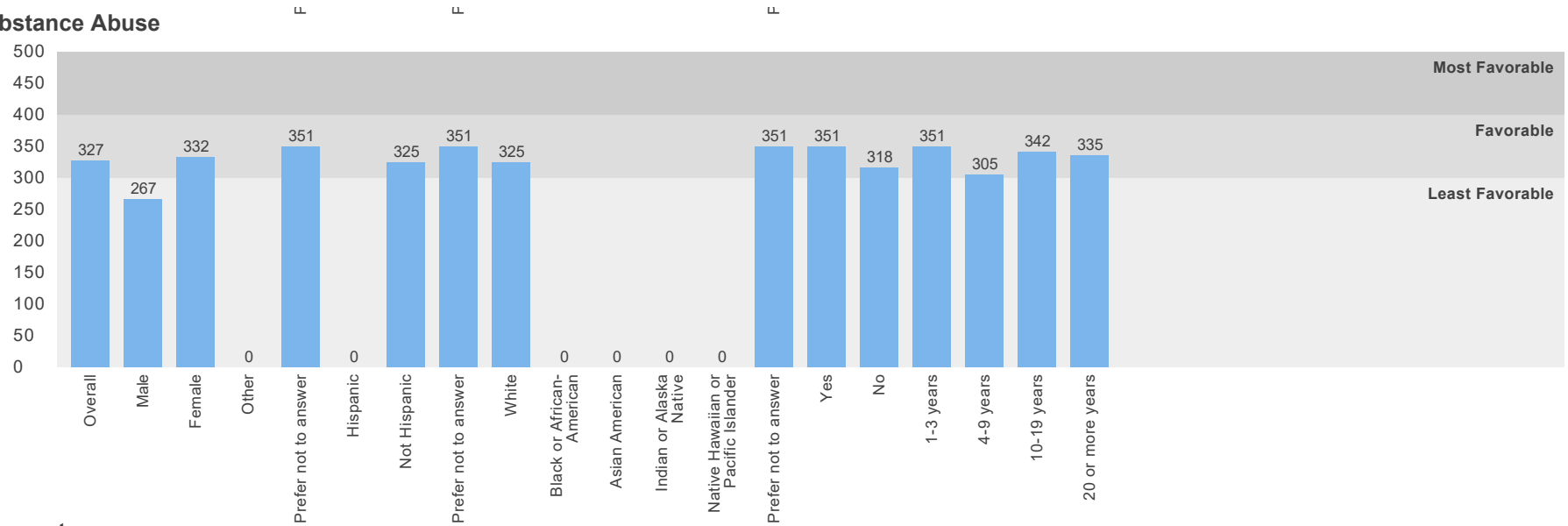
F



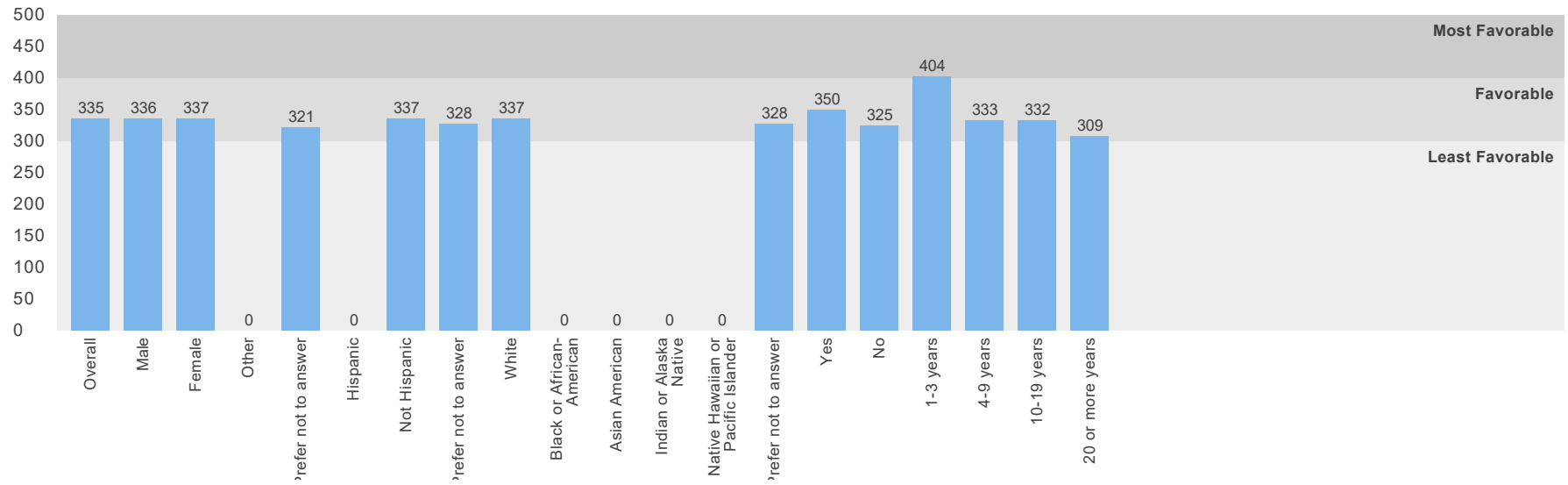
Bullying/Cyberbullying



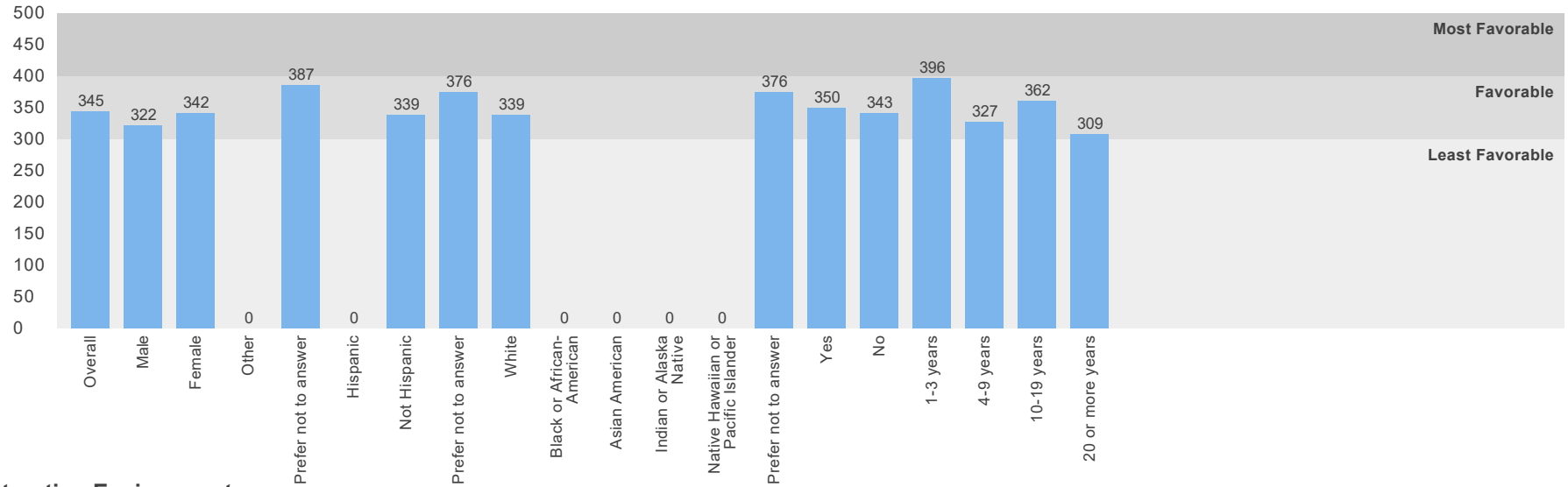
Substance Abuse



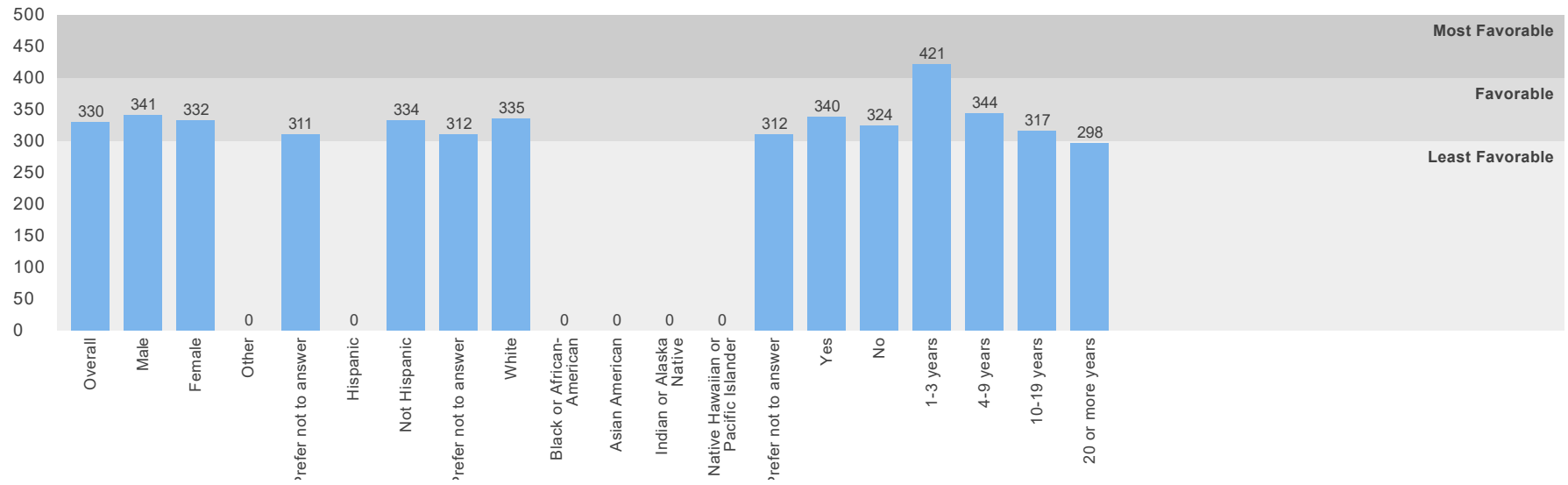
Environment



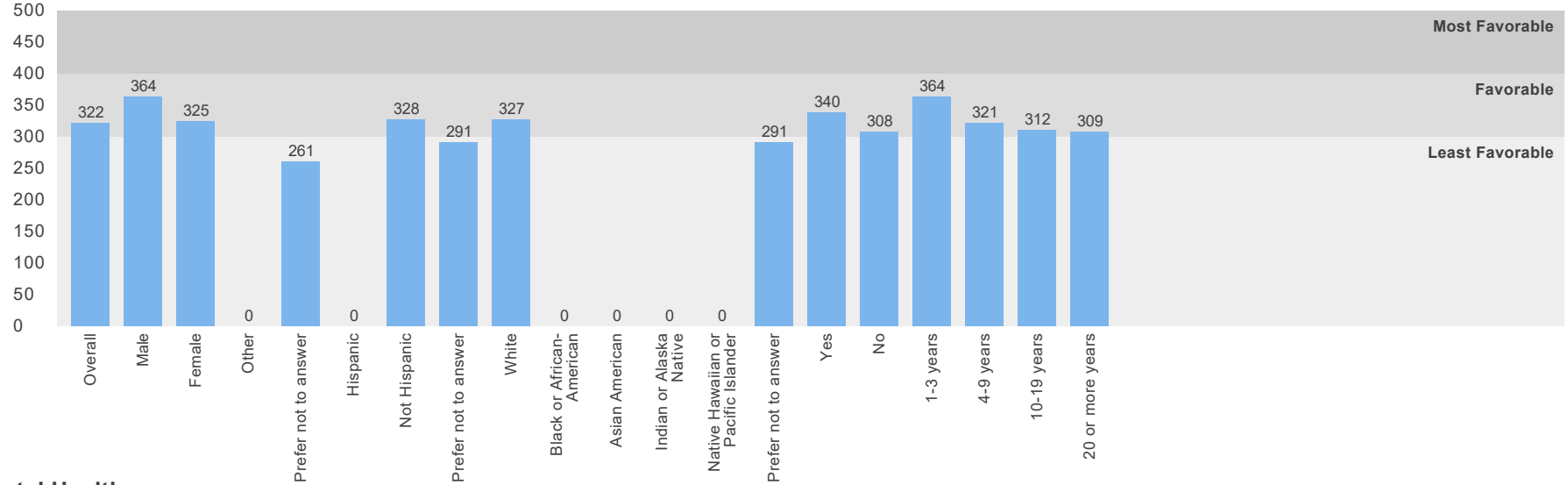
Physical Environment



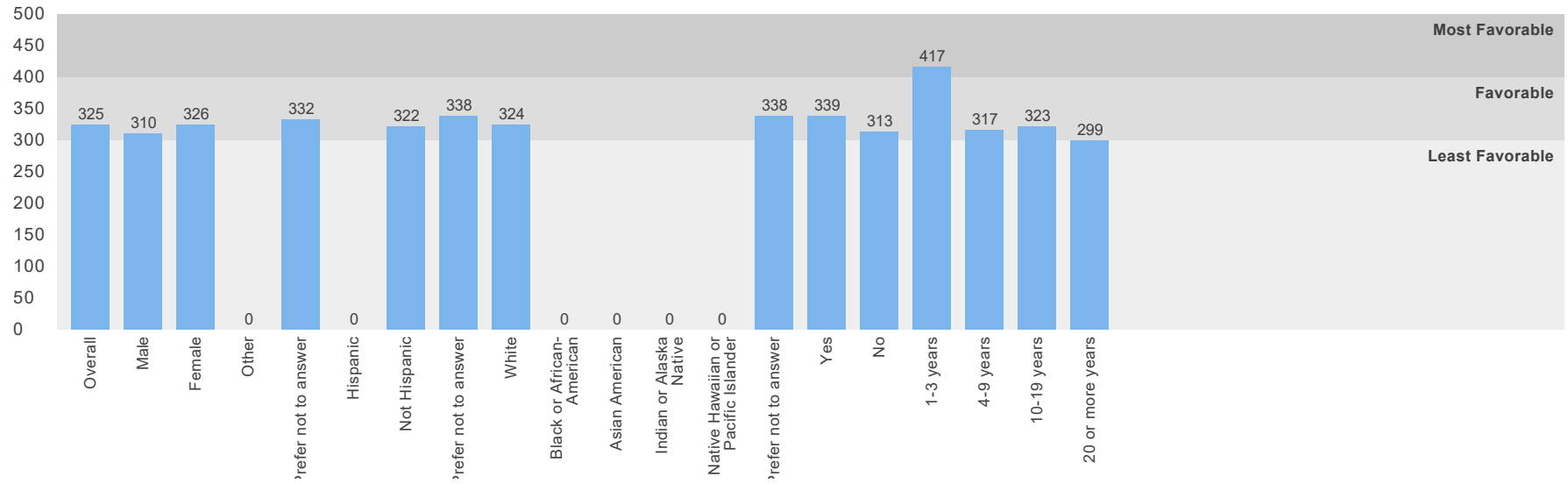
Instruction Environment



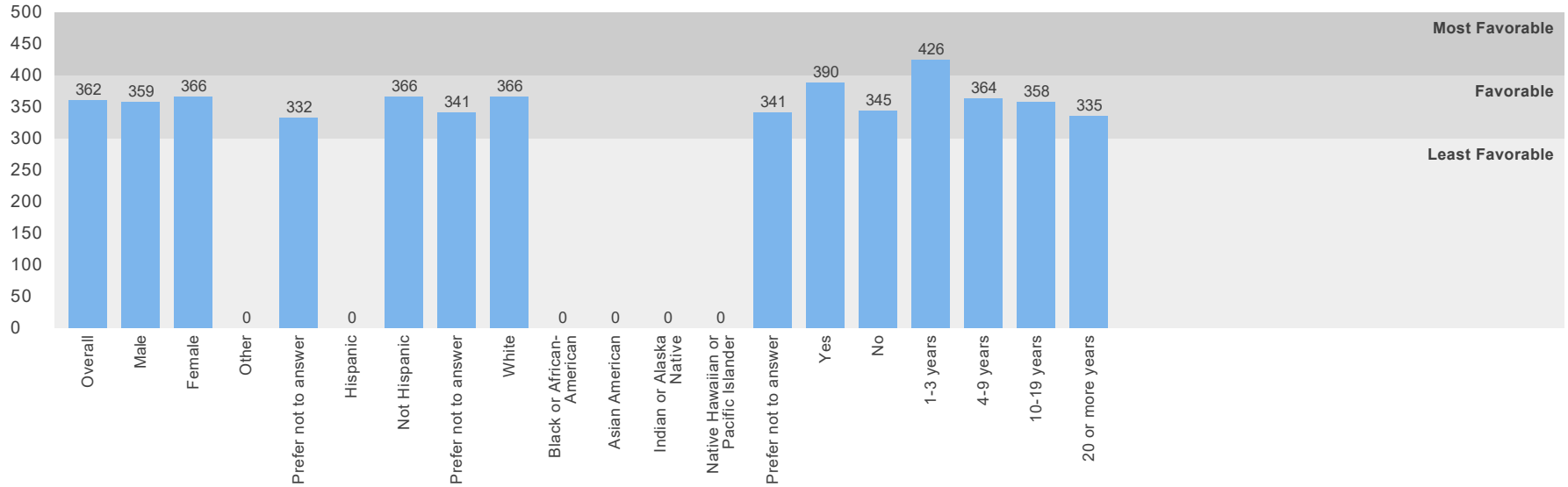
Physical Health



Mental Health



Discipline



Number of Submissions: 18

The top percentage is for this school, the bottom is for the district

	Male	Female	Other	Prefer not to answer
Are you male or female?	11%	78%	0%	11%
	21%	73%	0%	5%

	Hispanic	Not Hispanic	Prefer not to answer
Are you of Hispanic or Latino origin?	0%	83%	17%
	2%	90%	8%

	White	Black or African-American	Asian American	Indian or Alaska Native	Native Hawaiian or Pacific Islander	Prefer not to answer

What is your race?	78%	0%	0%	0%	0%	17%
	90%	1%	0%	0%	0%	8%

	Yes	No
Is your main assignment/responsibility at this school to provide instruction or other support services to any of these types of students - Special Education, English Language Learners, Gifted and Talented Education students, or Migrant Education?	41%	59%
	42%	58%

	1-3 years	4-9 years	10-19 years	20 or more years
How many years have you been working at this school?	12%	24%	41%	24%
	17%	31%	26%	26%

	Strongly Agree	Agree	Disagree	Strongly Disagree
At this school, all students are treated equally, regardless of whether their parents are rich or poor.	28%	50%	22%	0%
	32%	51%	17%	0%
This school encourages students to take challenging classes no matter their race, ethnicity, nationality, and/or cultural background (e.g., honor level courses, gifted courses, AP or IB courses).	27%	60%	13%	0%
	44%	49%	6%	1%
This school provides instructional materials (e.g., textbooks, handouts) that reflect students' cultural background, ethnicity and identity.	13%	67%	20%	0%
	19%	66%	14%	1%
This school emphasizes showing respect for all students' cultural beliefs and practices.	28%	72%	0%	0%
	45%	51%	4%	0%
This school provides effective resources and training for teaching students with Individualized Education Programs (IEPs) across different languages and cultures.	11%	50%	33%	6%
	15%	47%	32%	5%
This school provides effective supports for students needing alternative modes of communication (e.g., manual signs, communication boards, computer-based devices, picture exchange systems, Braille).	7%	80%	13%	0%
	33%	59%	6%	2%
Staff do a good job helping parents to support their children's learning at home.	33%	67%	0%	0%
	35%	61%	4%	0%
Staff do a good job helping parents understand when their child needs to learn social, emotional, and character skills.	28%	67%	6%	0%
	31%	57%	11%	1%

If a student has done something well or makes improvement, staff contact his/her parents.	17% 19%	83% 63%	0% 18%	0% 0%
This school asks families to volunteer at the school.	21% 21%	71% 53%	7% 23%	0% 2%
This school communicates with parents in a timely and ongoing basis.	28% 44%	61% 52%	6% 4%	6% 0%
My level of involvement in decision making at this school is fine with me.	22% 22%	61% 56%	11% 19%	6% 3%
Staff at this school have many informal opportunities to influence what happens within the school.	24% 20%	59% 53%	18% 26%	0% 2%
At this school, students are given the opportunity to take part in decision making.	12% 12%	41% 60%	41% 27%	6% 1%
Administrators involve staff in decision-making.	12% 17%	53% 50%	35% 29%	0% 5%
This school provides students with opportunities to take a lead role in organizing programs and activities.	12% 21%	59% 65%	29% 12%	0% 2%
Students are encouraged to get involved in extra-curricular activities.	24% 52%	71% 46%	6% 2%	0% 0%
I feel like I belong.	29% 40%	53% 53%	18% 6%	0% 1%
I feel satisfied with the recognition I get for doing a good job.	28% 30%	44% 45%	28% 21%	0% 4%
I feel comfortable discussing feelings, worries, and frustrations with my supervisor.	35% 38%	24% 41%	35% 16%	6% 6%
This school inspires me to do the very best at my job.	28% 34%	39% 53%	28% 10%	6% 2%
People at this school care about me as a person.	28% 41%	61% 52%	11% 7%	0% 0%
I can manage almost any student behavior problem.	39% 29%	50% 63%	11% 7%	0% 0%

I feel safe at this school.	41% 46%	59% 51%	0% 4%	0% 0%
The following types of problems occur at this school often: physical conflicts among students.	0% 1%	0% 7%	56% 58%	44% 34%
The following types of problems occur at this school often: robbery or theft.	0% 2%	0% 5%	67% 53%	33% 41%
The following types of problems occur at this school often: vandalism.	0% 2%	6% 18%	61% 50%	33% 30%
The following types of problems occur at this school often: student possession of weapons.	0% 1%	0% 2%	33% 37%	67% 60%
The following types of problems occur at this school often: sexual assault or dating violence.	0% 1%	0% 7%	28% 47%	72% 44%
The following types of problems occur at this school often: physical abuse of teachers.	0% 1%	0% 4%	31% 42%	69% 54%
The following types of problems occur at this school often: student verbal abuse of teachers.	0% 2%	6% 16%	61% 60%	33% 23%
I think that bullying is a frequent problem at this school.	0% 3%	17% 29%	83% 57%	0% 11%
I think that cyberbullying is a frequent problem among students at this school.	0% 7%	6% 42%	83% 39%	11% 11%
Students at this school would feel comfortable reporting a bullying incident to a teacher or other staff.	28% 15%	61% 64%	11% 20%	0% 0%
Staff at this school always stop bullying when they see it.	41% 28%	59% 58%	0% 15%	0% 0%
Staff at this school are teased or picked on about their race or ethnicity.	0% 1%	0% 4%	50% 45%	50% 50%
Staff at this school are teased or picked on about their cultural background or religion.	0% 1%	0% 6%	50% 43%	50% 50%
Staff at this school are teased or picked on about their physical or mental disability.	0% 0%	0% 4%	50% 44%	50% 51%

Staff at this school are teased or picked on about their sexuality.	0% 1%	0% 3%	50% 45%	50% 51%
---	----------	----------	------------	------------

	Not a Problem	Small Problem	Somewhat a Problem	Large Problem
At this school, how much of a problem is student drug use?	100% 46%	0% 20%	0% 27%	0% 7%
At this school, how much of a problem is student use of electronic cigarettes?	100% 46%	0% 18%	0% 24%	0% 12%
At this school, how much of a problem is student use of tobacco (e.g., cigarettes, chew, cigars)?	100% 58%	0% 30%	0% 11%	0% 2%
At this school, how much of a problem is student alcohol use?	100% 51%	0% 22%	0% 22%	0% 5%

	Strongly Agree	Agree	Disagree	Strongly Disagree
This school collaborates well with community organizations to help address youth substance use problems.	0% 11%	75% 68%	25% 16%	0% 4%
This school has adequate resources to address substance use prevention.	0% 12%	80% 69%	10% 15%	10% 3%
This school provides effective confidential support and referral services for students needing help because of substance abuse (e.g., a Student Assistance Program).	0% 13%	82% 74%	18% 10%	0% 3%
This school has programs that address substance use among students.	0% 11%	64% 59%	36% 24%	0% 5%
I know what to do if there is an emergency, natural disaster (tornado, flood) or a dangerous situation (e.g., violent person on campus) during the school day.	13% 37%	73% 60%	13% 2%	0% 1%
This school has a written plan that describes procedures to be performed in shootings.	13% 40%	75% 56%	6% 3%	6% 1%
This school has a written plan that clearly describes procedures to be performed in natural disasters (e.g., earthquakes or tornadoes).	13% 38%	69% 53%	13% 9%	6% 1%
This school or school district provides effective training in safety procedures to staff (e.g., lockdown training or fire drills).	24% 47%	53% 46%	18% 6%	6% 1%

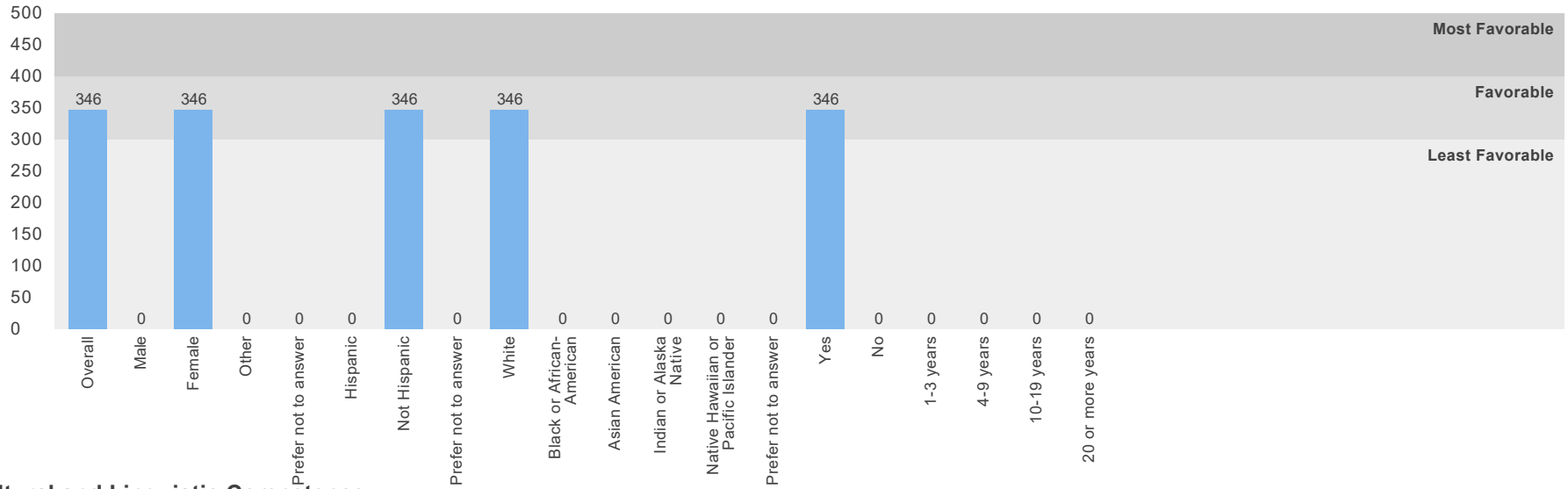
This school looks clean and pleasant.	17% 38%	67% 57%	11% 3%	6% 1%
This school is an inviting work environment.	17% 38%	67% 55%	17% 6%	0% 1%
My teaching is hindered by poor heating, cooling, and/or lighting systems at this school.	22% 11%	22% 28%	44% 44%	11% 17%
My teaching is hindered by a lack of instructional space (e.g., classrooms) at this school.	11% 3%	22% 7%	61% 57%	6% 32%
My teaching is hindered by a lack of textbooks and basic supplies at this school.	0% 1%	17% 3%	72% 59%	11% 37%
My teaching is hindered by inadequate or outdated equipment or facilities at this school.	0% 1%	18% 8%	71% 56%	12% 35%
The students in my class(es) come to class prepared with the appropriate supplies and books.	12% 12%	76% 74%	6% 11%	6% 3%
Once we start a new program at this school, we follow up to make sure that it's working.	6% 6%	24% 43%	53% 40%	18% 11%
The programs and resources at this school are adequate to support students' learning.	6% 15%	35% 67%	59% 17%	0% 1%
Teachers at this school feel responsible to help each other do their best.	17% 33%	72% 58%	6% 8%	6% 1%
Teachers at this school feel that it is a part of their job to prepare students to succeed in college.	17% 34%	67% 61%	17% 5%	0% 0%
The programs and resources at this school are adequate to support students with special needs or disabilities.	6% 15%	33% 61%	56% 19%	6% 4%
This school provides the materials, resources, and training necessary for me to support students' physical health and nutrition.	6% 16%	47% 59%	41% 22%	6% 2%
This school places a priority on making healthy food choices.	0% 11%	53% 59%	35% 26%	12% 4%
This school places a priority on students' health needs.	6% 19%	71% 67%	24% 13%	0% 2%

This school places a priority on students' physical activity.	6% 18%	71% 70%	24% 11%	0% 1%
This school provides quality counseling or other services to help students with social or emotional needs.	11% 38%	61% 57%	28% 5%	0% 0%
This school provides the materials, resources, and training necessary for me to support students' social or emotional needs.	6% 18%	56% 62%	39% 19%	0% 1%
This school places a priority on addressing students' mental health needs.	6% 31%	44% 58%	50% 10%	0% 1%
This school places a priority on teaching students strategies to manage their stress levels.	6% 23%	59% 57%	35% 17%	0% 3%
This school places a priority on helping students with their social, emotional, and behavioral problems.	6% 28%	56% 59%	33% 13%	6% 1%
Staff at this school are clearly informed about school policies and procedures.	17% 26%	61% 57%	11% 14%	11% 3%
Staff at this school recognize students for positive behavior.	22% 40%	72% 58%	6% 2%	0% 0%
School rules are applied equally to all students.	17% 22%	78% 54%	6% 19%	0% 6%
Discipline is fair.	17% 20%	67% 59%	17% 17%	0% 3%
This school effectively handles student discipline and behavior problems.	11% 16%	56% 60%	17% 19%	17% 5%
Staff at this school work together to ensure an orderly environment.	17% 32%	72% 62%	11% 5%	0% 0%

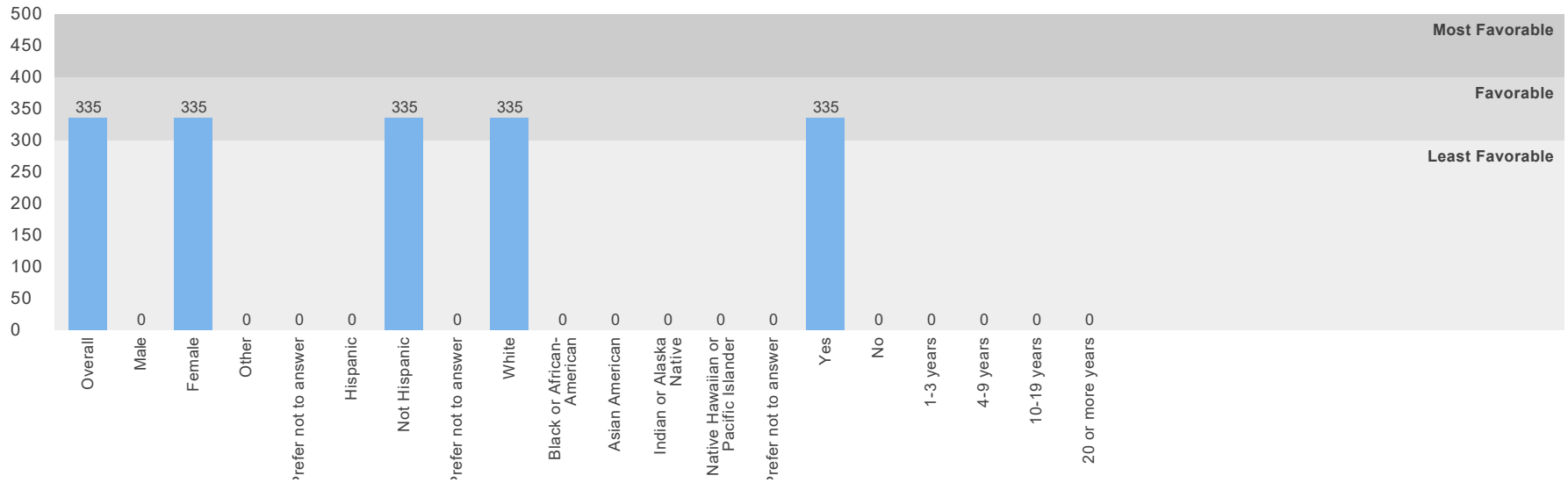
Transportation

Scale Scores by Demographic

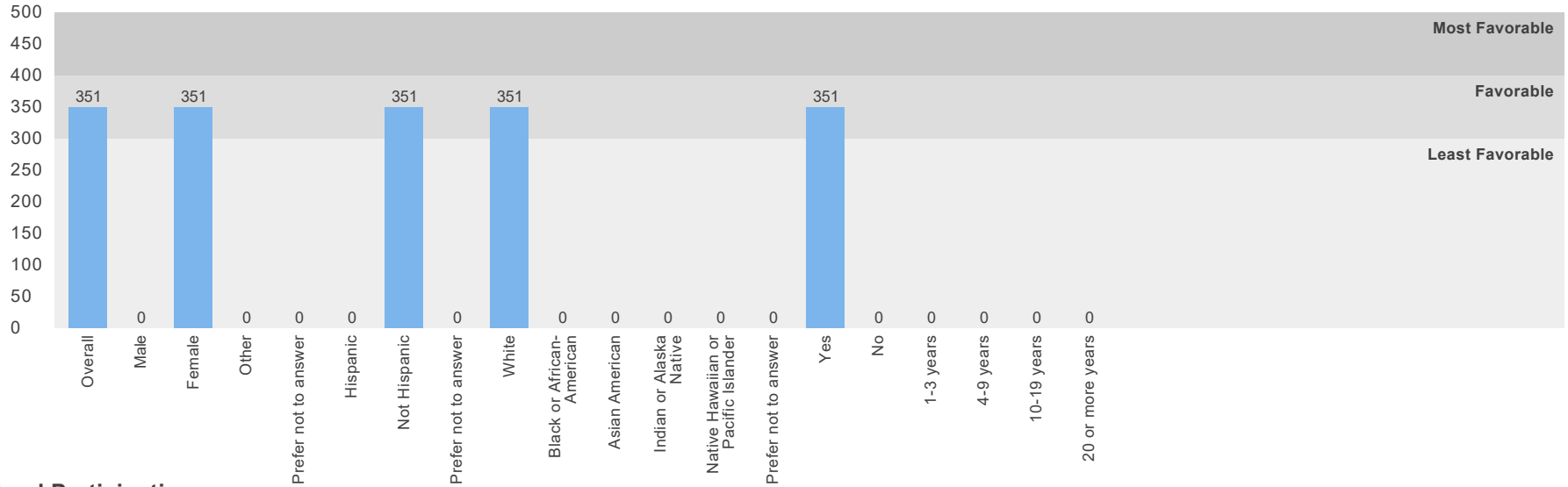
Engagement



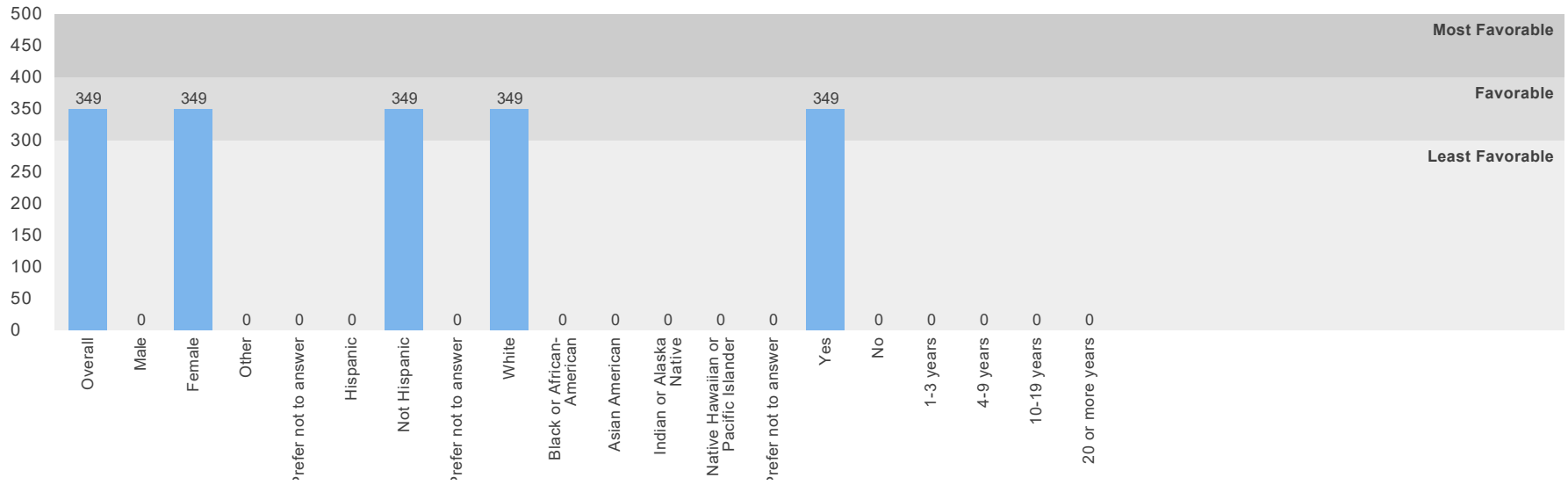
Cultural and Linguistic Competence



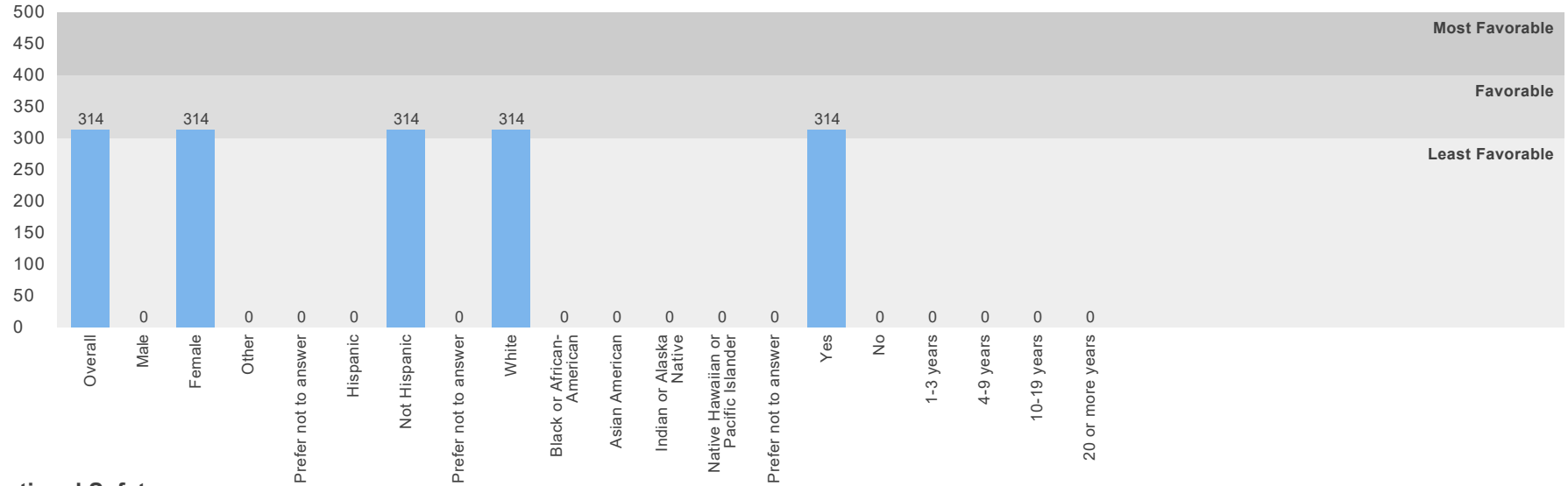
Relationships



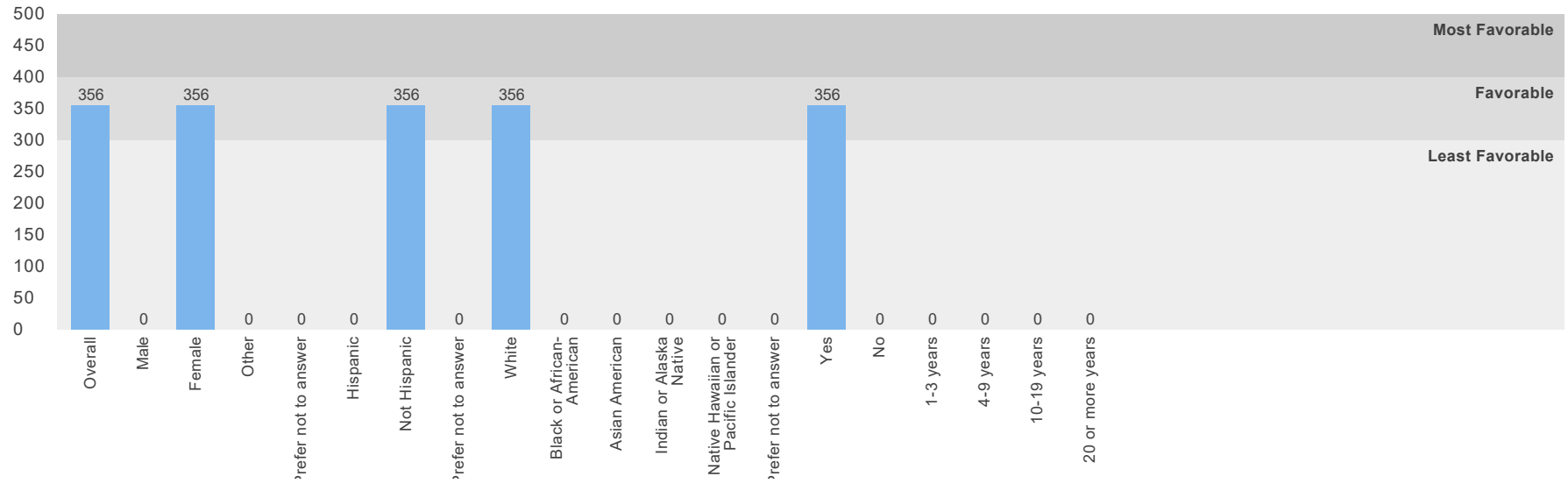
School Participation



Safety



Emotional Safety

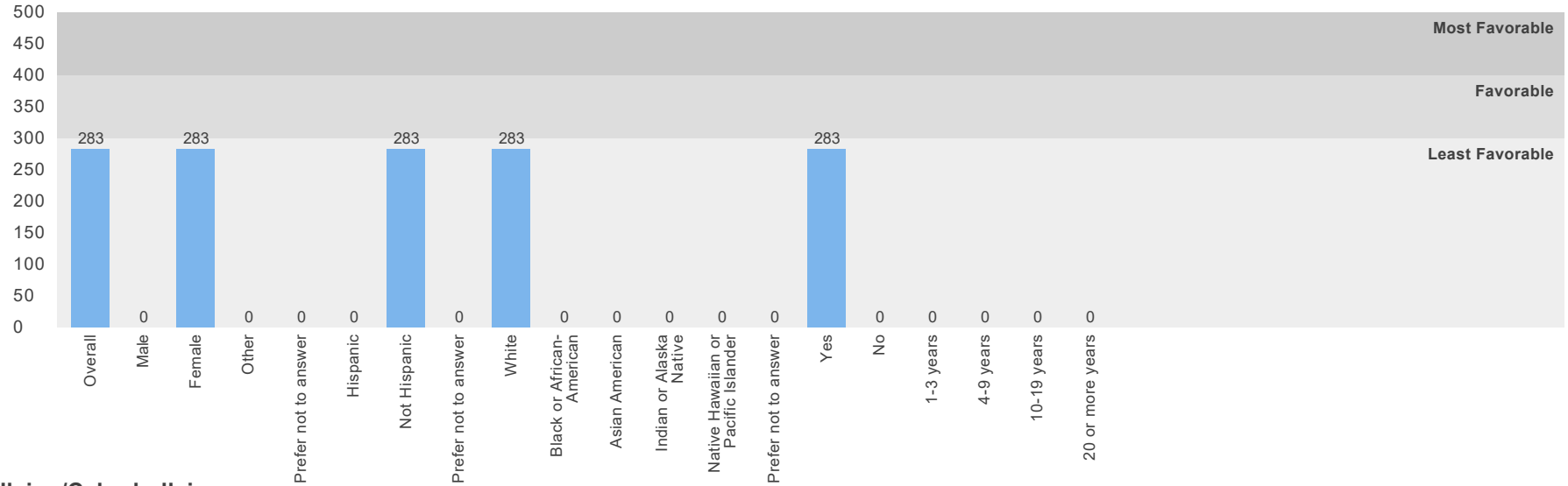


Physical Safety

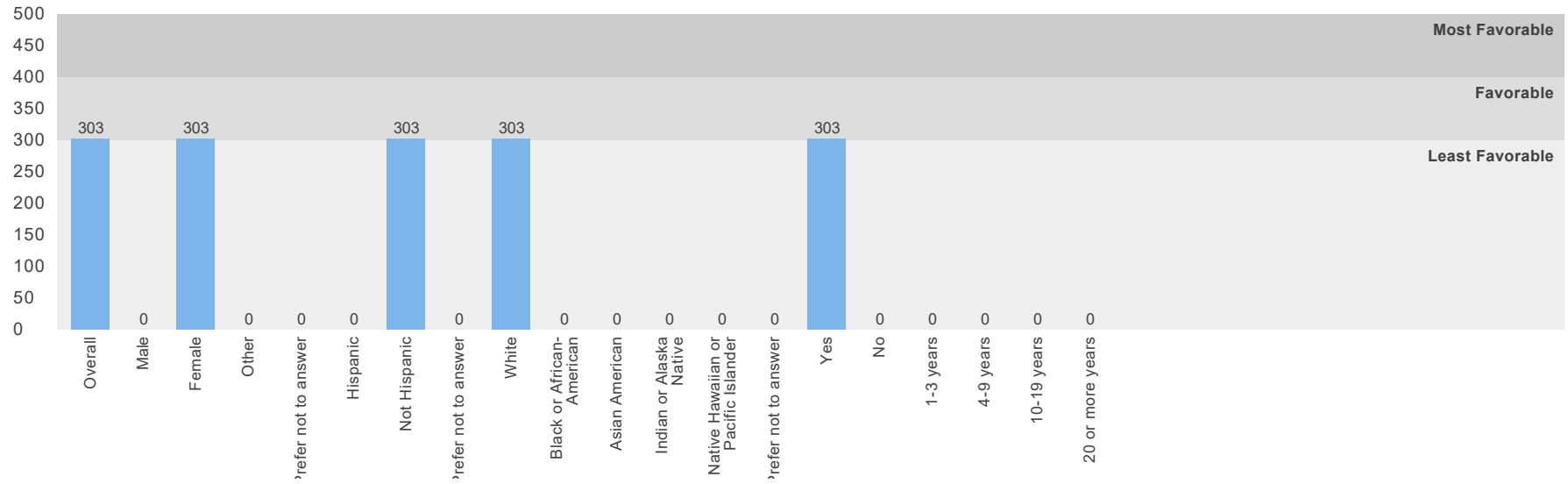
F

F

F

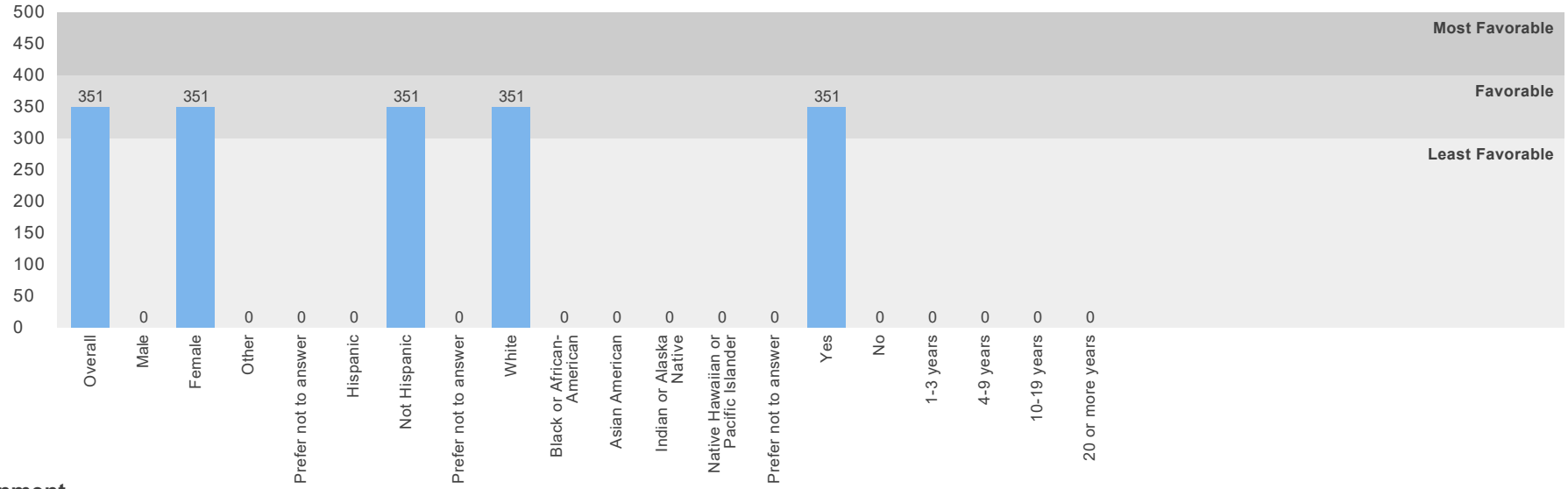


Bullying/Cyberbullying




Substance Abuse

F F F



Environment

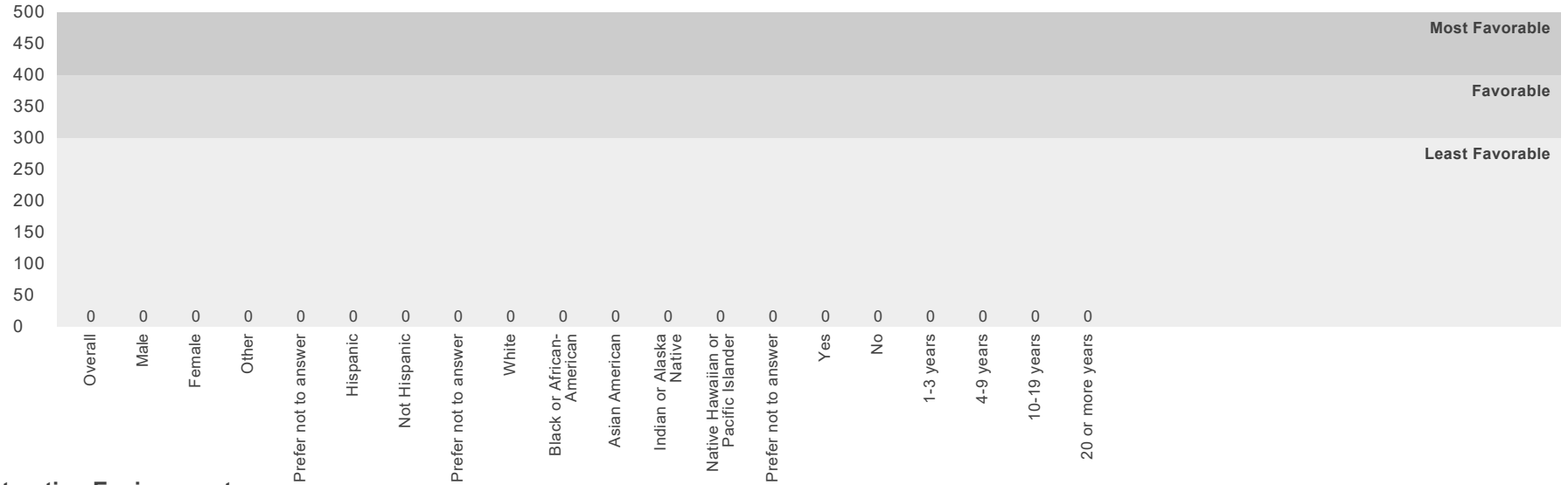


Physical Environment


F

F

F



Instruction Environment




Physical Health


F

F

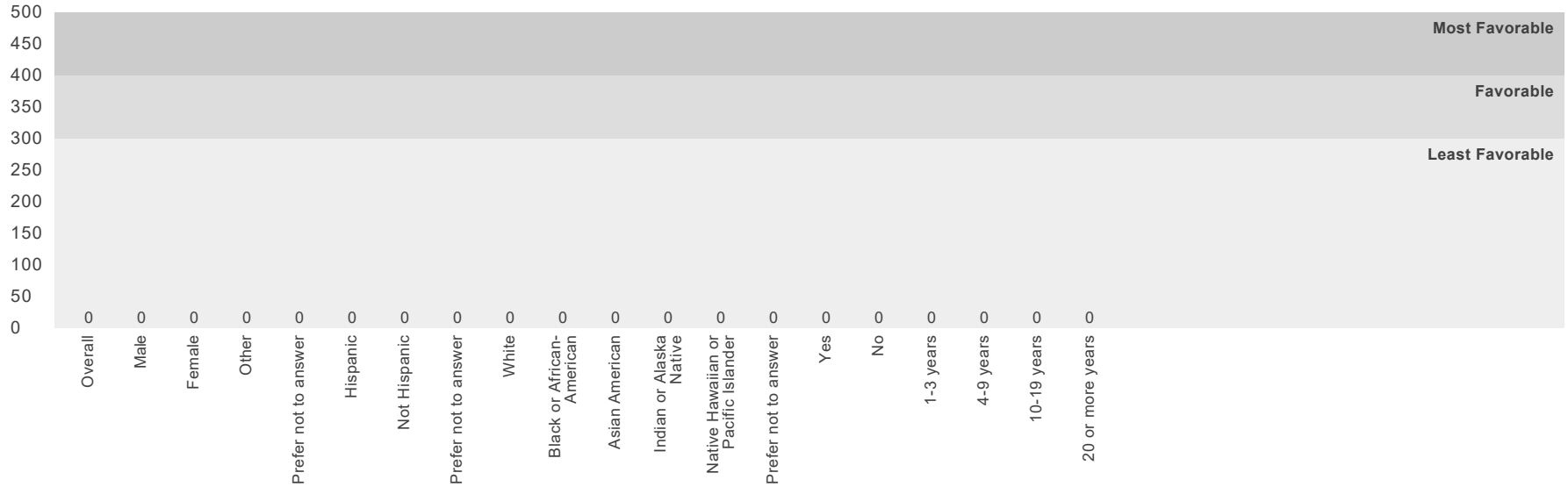
F



Mental Health



Discipline



Number of Submissions: 1

The top percentage is for this school, the bottom is for the district

	Male	Female	Other	Prefer not to answer
Are you male or female?	0% 21%	100% 73%	0% 0%	0% 5%

	Hispanic	Not Hispanic	Prefer not to answer
Are you of Hispanic or Latino origin?	0% 2%	100% 90%	0% 8%

	White	Black or African-American	Asian American	Indian or Alaska Native	Native Hawaiian or Pacific Islander	Prefer not to answer

What is your race?	100% 90%	0% 1%	0% 0%	0% 0%	0% 0%	0% 8%
--------------------	-------------	----------	----------	----------	----------	----------

	Yes	No
Is your main assignment/responsibility at this school to provide instruction or other support services to any of these types of students - Special Education, English Language Learners, Gifted and Talented Education students, or Migrant Education?	100% 42%	0% 58%

	1-3 years	4-9 years	10-19 years	20 or more years
How many years have you been working at this school?	0% 17%	0% 31%	0% 26%	0% 26%

	Strongly Agree	Agree	Disagree	Strongly Disagree
At this school, all students are treated equally, regardless of whether their parents are rich or poor.	0% 32%	0% 51%	100% 17%	0% 0%
This school encourages students to take challenging classes no matter their race, ethnicity, nationality, and/or cultural background (e.g., honor level courses, gifted courses, AP or IB courses).	0% 44%	100% 49%	0% 6%	0% 1%
This school provides instructional materials (e.g., textbooks, handouts) that reflect students' cultural background, ethnicity and identity.	0% 19%	100% 66%	0% 14%	0% 1%
This school emphasizes showing respect for all students' cultural beliefs and practices.	0% 45%	100% 51%	0% 4%	0% 0%
This school provides effective resources and training for teaching students with Individualized Education Programs (IEPs) across different languages and cultures.	0% 15%	100% 47%	0% 32%	0% 5%
This school provides effective supports for students needing alternative modes of communication (e.g., manual signs, communication boards, computer-based devices, picture exchange systems, Braille).	0% 33%	100% 59%	0% 6%	0% 2%
Staff do a good job helping parents to support their children's learning at home.	0% 35%	100% 61%	0% 4%	0% 0%
Staff do a good job helping parents understand when their child needs to learn social, emotional, and character skills.	0% 31%	100% 57%	0% 11%	0% 1%

If a student has done something well or makes improvement, staff contact his/her parents.	0% 19%	100% 63%	0% 18%	0% 0%
This school asks families to volunteer at the school.	0% 21%	100% 53%	0% 23%	0% 2%
This school communicates with parents in a timely and ongoing basis.	0% 44%	100% 52%	0% 4%	0% 0%
My level of involvement in decision making at this school is fine with me.	0% 22%	100% 56%	0% 19%	0% 3%
Staff at this school have many informal opportunities to influence what happens within the school.	0% 20%	100% 53%	0% 26%	0% 2%
At this school, students are given the opportunity to take part in decision making.	0% 12%	100% 60%	0% 27%	0% 1%
Administrators involve staff in decision-making.	0% 17%	100% 50%	0% 29%	0% 5%
This school provides students with opportunities to take a lead role in organizing programs and activities.	0% 21%	100% 65%	0% 12%	0% 2%
Students are encouraged to get involved in extra-curricular activities.	0% 52%	100% 46%	0% 2%	0% 0%
I feel like I belong.	0% 40%	100% 53%	0% 6%	0% 1%
I feel satisfied with the recognition I get for doing a good job.	0% 30%	100% 45%	0% 21%	0% 4%
I feel comfortable discussing feelings, worries, and frustrations with my supervisor.	0% 38%	100% 41%	0% 16%	0% 6%
This school inspires me to do the very best at my job.	0% 34%	100% 53%	0% 10%	0% 2%
People at this school care about me as a person.	0% 41%	100% 52%	0% 7%	0% 0%
I can manage almost any student behavior problem.	0% 29%	100% 63%	0% 7%	0% 0%

I feel safe at this school.	0% 46%	100% 51%	0% 4%	0% 0%
The following types of problems occur at this school often: physical conflicts among students.	0% 1%	100% 7%	0% 58%	0% 34%
The following types of problems occur at this school often: robbery or theft.	0% 2%	100% 5%	0% 53%	0% 41%
The following types of problems occur at this school often: vandalism.	0% 2%	100% 18%	0% 50%	0% 30%
The following types of problems occur at this school often: student possession of weapons.	0% 1%	100% 2%	0% 37%	0% 60%
The following types of problems occur at this school often: sexual assault or dating violence.	0% 1%	100% 7%	0% 47%	0% 44%
The following types of problems occur at this school often: physical abuse of teachers.	0% 1%	100% 4%	0% 42%	0% 54%
The following types of problems occur at this school often: student verbal abuse of teachers.	0% 2%	100% 16%	0% 60%	0% 23%
I think that bullying is a frequent problem at this school.	0% 3%	100% 29%	0% 57%	0% 11%
I think that cyberbullying is a frequent problem among students at this school.	0% 7%	100% 42%	0% 39%	0% 11%
Students at this school would feel comfortable reporting a bullying incident to a teacher or other staff.	0% 15%	100% 64%	0% 20%	0% 0%
Staff at this school always stop bullying when they see it.	0% 28%	100% 58%	0% 15%	0% 0%
Staff at this school are teased or picked on about their race or ethnicity.	0% 1%	100% 4%	0% 45%	0% 50%
Staff at this school are teased or picked on about their cultural background or religion.	0% 1%	100% 6%	0% 43%	0% 50%
Staff at this school are teased or picked on about their physical or mental disability.	0% 0%	100% 4%	0% 44%	0% 51%

Staff at this school are teased or picked on about their sexuality.	0% 1%	100% 3%	0% 45%	0% 51%
---	----------	------------	-----------	-----------

	Not a Problem	Small Problem	Somewhat a Problem	Large Problem
At this school, how much of a problem is student drug use?	0% 46%	0% 20%	0% 27%	100% 7%
At this school, how much of a problem is student use of electronic cigarettes?	0% 46%	0% 18%	0% 24%	100% 12%
At this school, how much of a problem is student use of tobacco (e.g., cigarettes, chew, cigars)?	0% 58%	0% 30%	0% 11%	100% 2%
At this school, how much of a problem is student alcohol use?	0% 51%	0% 22%	0% 22%	100% 5%

	Strongly Agree	Agree	Disagree	Strongly Disagree
This school collaborates well with community organizations to help address youth substance use problems.	0% 11%	100% 68%	0% 16%	0% 4%
This school has adequate resources to address substance use prevention.	0% 12%	100% 69%	0% 15%	0% 3%
This school provides effective confidential support and referral services for students needing help because of substance abuse (e.g., a Student Assistance Program).	0% 13%	100% 74%	0% 10%	0% 3%
This school has programs that address substance use among students.	0% 11%	100% 59%	0% 24%	0% 5%
I know what to do if there is an emergency, natural disaster (tornado, flood) or a dangerous situation (e.g., violent person on campus) during the school day.	0% 37%	100% 60%	0% 2%	0% 1%
This school has a written plan that describes procedures to be performed in shootings.	0% 40%	100% 56%	0% 3%	0% 1%
This school has a written plan that clearly describes procedures to be performed in natural disasters (e.g., earthquakes or tornadoes).	0% 38%	100% 53%	0% 9%	0% 1%
This school or school district provides effective training in safety procedures to staff (e.g., lockdown training or fire drills).	0% 47%	100% 46%	0% 6%	0% 1%

This school looks clean and pleasant.	0% 38%	100% 57%	0% 3%	0% 1%
This school is an inviting work environment.	0% 38%	100% 55%	0% 6%	0% 1%
My teaching is hindered by poor heating, cooling, and/or lighting systems at this school.	0% 11%	0% 28%	0% 44%	0% 17%
My teaching is hindered by a lack of instructional space (e.g., classrooms) at this school.	0% 3%	0% 7%	0% 57%	0% 32%
My teaching is hindered by a lack of textbooks and basic supplies at this school.	0% 1%	0% 3%	0% 59%	0% 37%
My teaching is hindered by inadequate or outdated equipment or facilities at this school.	0% 1%	0% 8%	0% 56%	0% 35%
The students in my class(es) come to class prepared with the appropriate supplies and books.	0% 12%	0% 74%	0% 11%	0% 3%
Once we start a new program at this school, we follow up to make sure that it's working.	0% 6%	0% 43%	0% 40%	0% 11%
The programs and resources at this school are adequate to support students' learning.	0% 15%	0% 67%	0% 17%	0% 1%
Teachers at this school feel responsible to help each other do their best.	0% 33%	0% 58%	0% 8%	0% 1%
Teachers at this school feel that it is a part of their job to prepare students to succeed in college.	0% 34%	0% 61%	0% 5%	0% 0%
The programs and resources at this school are adequate to support students with special needs or disabilities.	0% 15%	0% 61%	0% 19%	0% 4%
This school provides the materials, resources, and training necessary for me to support students' physical health and nutrition.	0% 16%	0% 59%	0% 22%	0% 2%
This school places a priority on making healthy food choices.	0% 11%	0% 59%	0% 26%	0% 4%
This school places a priority on students' health needs.	0% 19%	0% 67%	0% 13%	0% 2%

This school places a priority on students' physical activity.	0% 18%	0% 70%	0% 11%	0% 1%
This school provides quality counseling or other services to help students with social or emotional needs.	0% 38%	0% 57%	0% 5%	0% 0%
This school provides the materials, resources, and training necessary for me to support students' social or emotional needs.	0% 18%	0% 62%	0% 19%	0% 1%
This school places a priority on addressing students' mental health needs.	0% 31%	0% 58%	0% 10%	0% 1%
This school places a priority on teaching students strategies to manage their stress levels.	0% 23%	0% 57%	0% 17%	0% 3%
This school places a priority on helping students with their social, emotional, and behavioral problems.	0% 28%	0% 59%	0% 13%	0% 1%
Staff at this school are clearly informed about school policies and procedures.	0% 26%	0% 57%	0% 14%	0% 3%
Staff at this school recognize students for positive behavior.	0% 40%	0% 58%	0% 2%	0% 0%
School rules are applied equally to all students.	0% 22%	0% 54%	0% 19%	0% 6%
Discipline is fair.	0% 20%	0% 59%	0% 17%	0% 3%
This school effectively handles student discipline and behavior problems.	0% 16%	0% 60%	0% 19%	0% 5%
Staff at this school work together to ensure an orderly environment.	0% 32%	0% 62%	0% 5%	0% 0%

Survey Comments: ELSMERE ES

Improvement could be made in respecting professional judgement from our highly skilled building teams when recommendations for extra support for a student is requested after many interventions and data have been documentation to address unsafe behaviors on a daily basis. This is more of an isolated one currently.

There is trust and confidence in administration at Elsmere.

Survey Comments: GLENMONT ES

Our principal does an amazing job of helping her teachers and staff be the best they can be. The school climate is the best I have worked in. Improvements can always be made by the cordial, professional environment helps a lot.

listening to the feedback teachers give about programs that are working or not working for their students for each subject area.

Administrators need to do better taking teachers input on programming and curriculum. They may listen in a meeting, but at the end of the day, they choose what they want over what teachers feel is best for their students. It is very frustrating. This is especially apparent in math... It brings morale down in the whole school. Teachers have spoken up about this several times and nothing has changed from administration.

Teacher input and feedback that is listened to. Climate-controlled classrooms so students can learn to the best of their abilities without extreme heat or cold impacting their day. Additional training and supports in-class for consistent behavior problems in a classroom. Clear and concise curriculum to teach from. Putting an emphasis on social-emotional learning, mental health and student support with training and follow through.

We have a strong and supportive faculty and staff at Glenmont. Something I keep hearing about and have experienced is difficulties sending students to the health office. At times our input is not trusted even though we are the ones who are with these students daily. In most cases, students are only sent home if they have a fever. There are many contagious illnesses where a fever is not present. Also, I think our allergy policy needs to be revisited. Our school says that classrooms that are allergy-safe must have packaged snacks that state "made in a peanut and tree nut facility". What about cut-up fruit or vegetables? Many families need to buy in bulk and send snacks in plastic baggies or containers. They can't afford individually packaged snacks. This is not equitable. It doesn't make sense because in the cafeteria, the students can eat whatever they want and the kids with allergies sit with them in most cases. Monitoring this in our classrooms is very tricky. I've also noticed an increase in "tattling" by adults. Certain individuals in the building share things with the principal before they have an adult conversation with their coworkers. Our newer/younger aides need more training and check-ins/observations with SESS. They have the potential but no guidance. It's on the classroom teachers to provide this as well as have tough conversations when things arise. This can be uncomfortable and challenging.

The teachers, staff and administrators at Glenmont are exceptional! They know their stuff and are willing to help someone who had no clue. They have incredible patience and the needs of every kid motivate their teaching.

I think there has been an overwhelming feeling with the way this school year unfolded in September and has continued throughout the year. For classroom teachers, the curriculum demands or lack of curriculum requires a lot more focused planning and effort outside of contract hours to figure out what we are doing. Lack of training for a brand new math program, and lack of direction for ELA curriculum is mind boggling, for a district who touts themselves as being #1. We are always thanked for being "so flexible" and "creative", but it would be nice to be thanked in time, elementary teachers especially. We spend so much time trying to come up with lessons/unit plans that support our standards outside of our contractual hours, especially this year when our curriculum is so up in the air. The co-taught classroom model needs re-vamping. Co-taughts are too large, and do not provide adequate support for all students in the learning environment. When 10 students with an iep are in one classroom, it takes away from the general education population. Classrooms at our school need to be cleaned better at night and over holiday breaks Mopping

the floors and light dusting should be done during breaks. This should not be the job of the classroom teacher who resides in each room, yet we find ourselves doing this because it's not being done. Climate change is affecting us in upstate New York. May, June, and September can bring very warm temperatures. It's hard to teach when temperatures are in the 80s and 90s. Heat gets trapped in the classroom and air does not circulate well. Providing window units or at least fans to classrooms would help. We need more adequate aide support and training for our newly hired aides. Not just the three half day conference days, but support that is coming from SESS or building principals. In our school building there have been a lot of issues with sending kids to the nurse. I think we need to take a look across the district to see what protocols are. A child may not be feeling well and in order to "go home" they need to have a temperature (at Glenmont). However, at other schools if a child is not feeling well, a parent at the very least gets a phone call alerting them that their child left the classroom because they weren't feeling well enough. Yes, we have frequent flyers, but this isn't particularly about those students. Classroom teachers spend the whole day and usually know their students best and can tell when they aren't feeling their best. If my child was sent to the nurse's office three times in one day by the classroom teacher, I would expect a phone call home. For some reason, this is not the case. There are many illness' that don't present with a fever. Additionally, there is a lack of communication from the health office relating to particular students, and follow-up to the classroom teacher regarding certain issues.

Survey Comments: HAMAGRAEL ES

I would love to see healthier food choices, mainly at breakfast. The majority of choices are full of sugar and not a great way for kids to start the day. It is also very cold in the hallways and my classroom. Some days my nose won't stop running and my toes are freezing, eventhough I am dressed in layers. Some of my students choose to keep their coats on.

Early intervention support in Kindergarten-- increase staff to be able to provide all students with OT/Speech support they need (up to 6 students per class depending on needs); more nutritious breakfasts

Survey Comments: SLINGERLANDS ES

More teacher input about curriculum choices and adequate training and reflection on these choices. More SEL resources for teachers and staff including recess monitors.

We are lacking cohesion within our building. We have too many people working on a variety of things, but no communication. There is a lack of accountability, that starts at the top, and works its way down to create division. To be frank, I have been brought to tears over my frustrations with how situations are handled (or lack of handling) and am sadden by the amount of people who have given up. We are a building with many talented staff members who are accepting a mediocre level of effort by our "leader."

Buy air conditioners for us to use in the early fall and late spring. We would not expect our students to attend school with no heat, why do we allow them to come to school with no air conditioning. It's mind boggling. Not to mention many elementary teachers spend weeks in their classrooms in August preparing for the year. The working conditions are unbearable at times. A small air conditioner in each room would be a welcomed addition into any room in our district. We have such amazing teachers and students-let's show them we care about their physical and mental health on these excruciating hot days. Thank you for listening.

Small group counseling for students in need began in January. I wish individual/small group sessions could be available sooner in the school year for students in need. Early intervention would help eliminate or reduce problems down the road in the older grades.