

Bethlehem Central School District

BCSD Noninstructional Staff

1/8/2024 - 1/26/2024

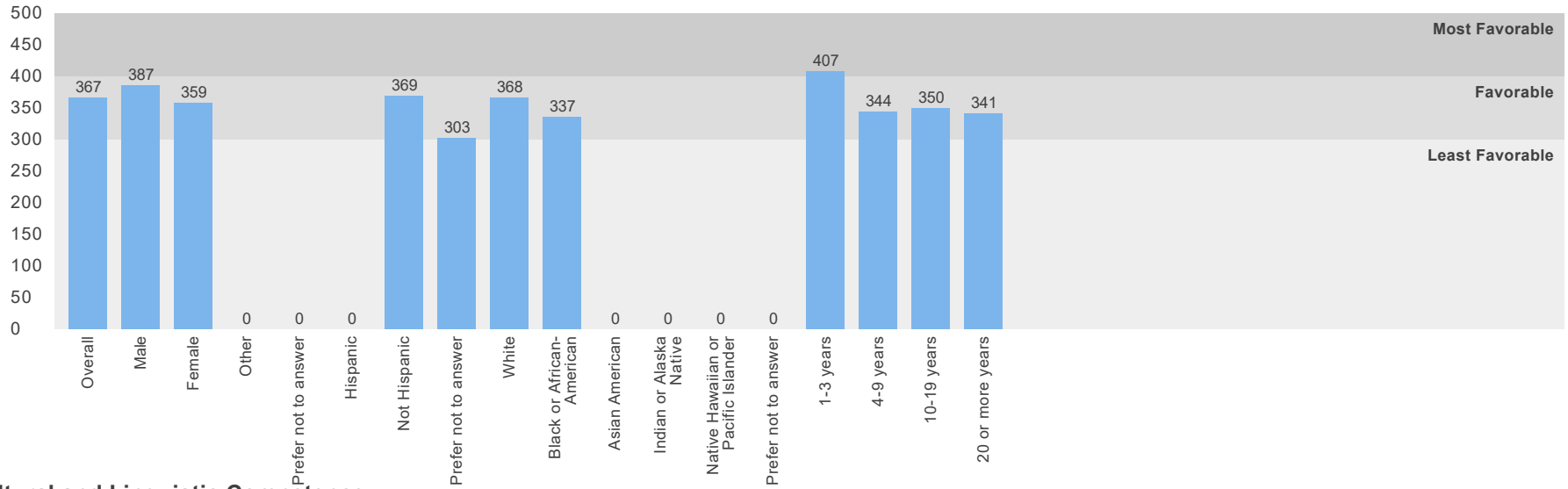
BETHLEHEM CENTRAL HS; BETHLEHEM CENTRAL MS; Central Office; District Wide; EAGLE ES;
ELSMERE ES; GLENMONT ES; HAMAGRAEL ES; O & M ; SLINGERLANDS ES; Transportation



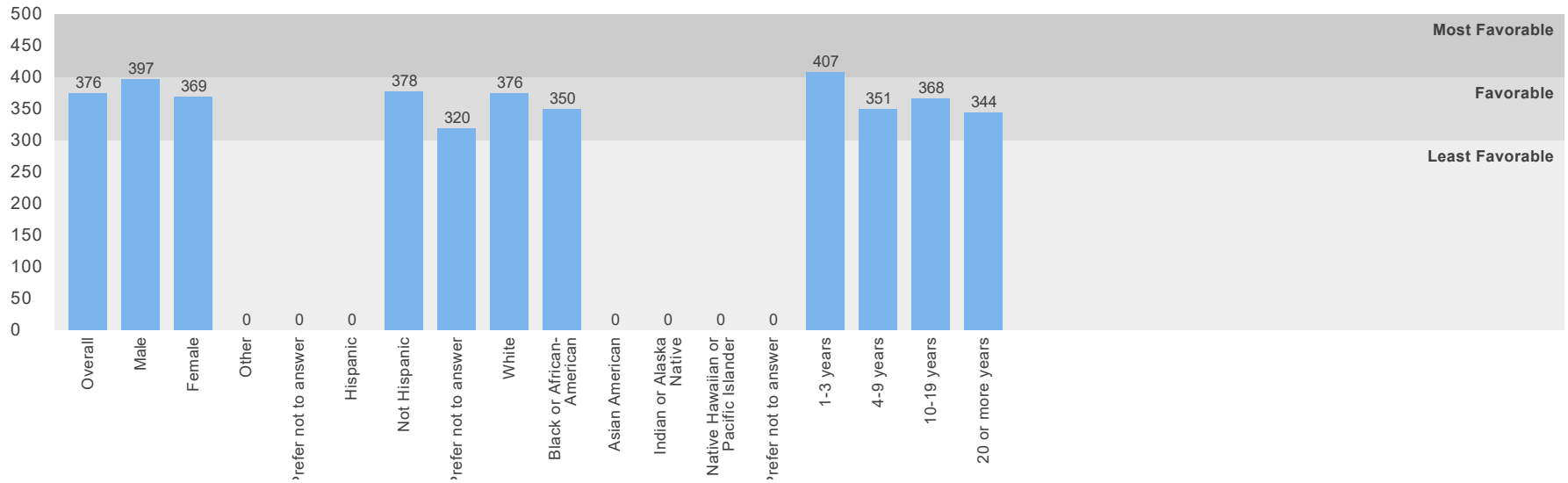
BETHLEHEM CENTRAL HS

Scale Scores by Demographic

Engagement

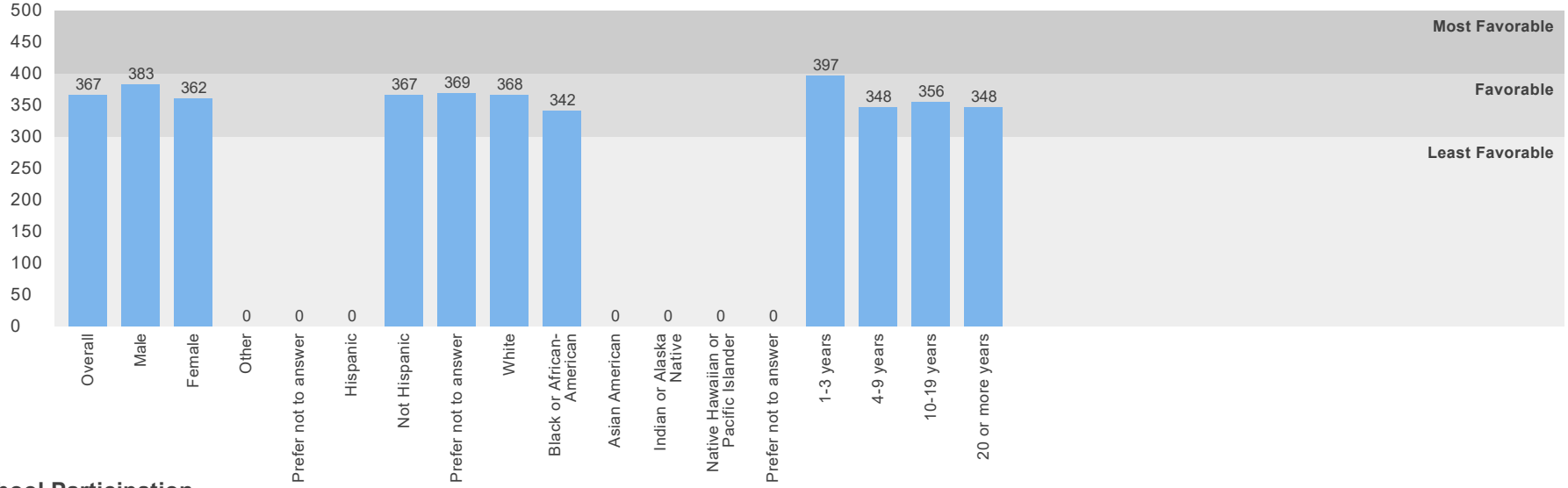


Cultural and Linguistic Competence

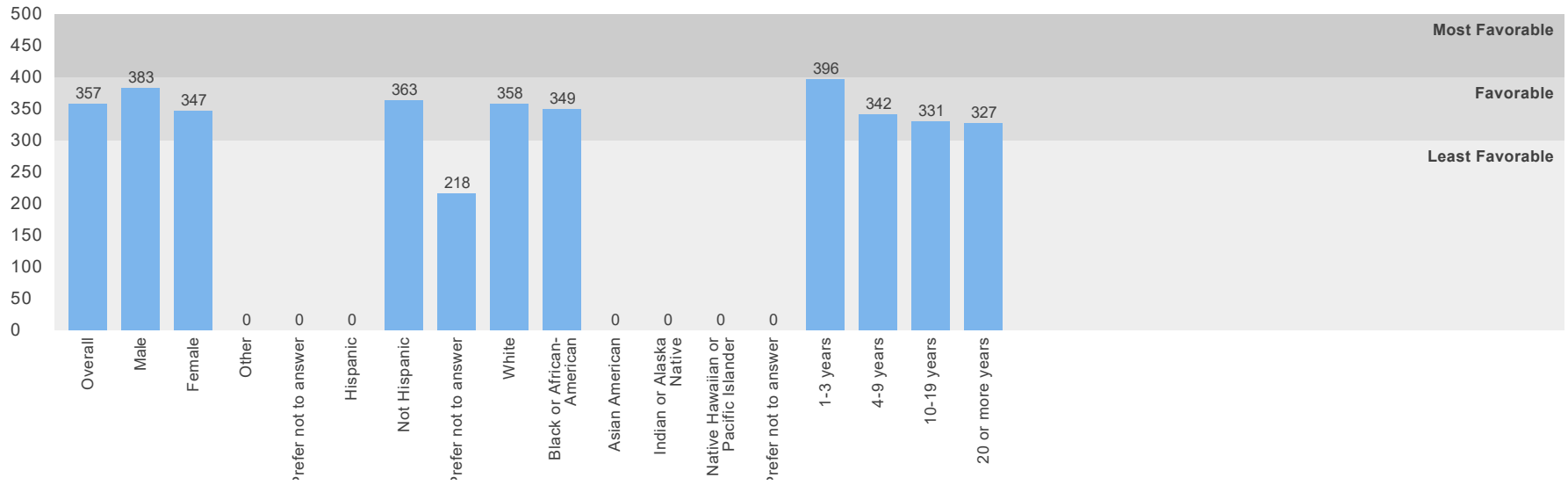


Relationships

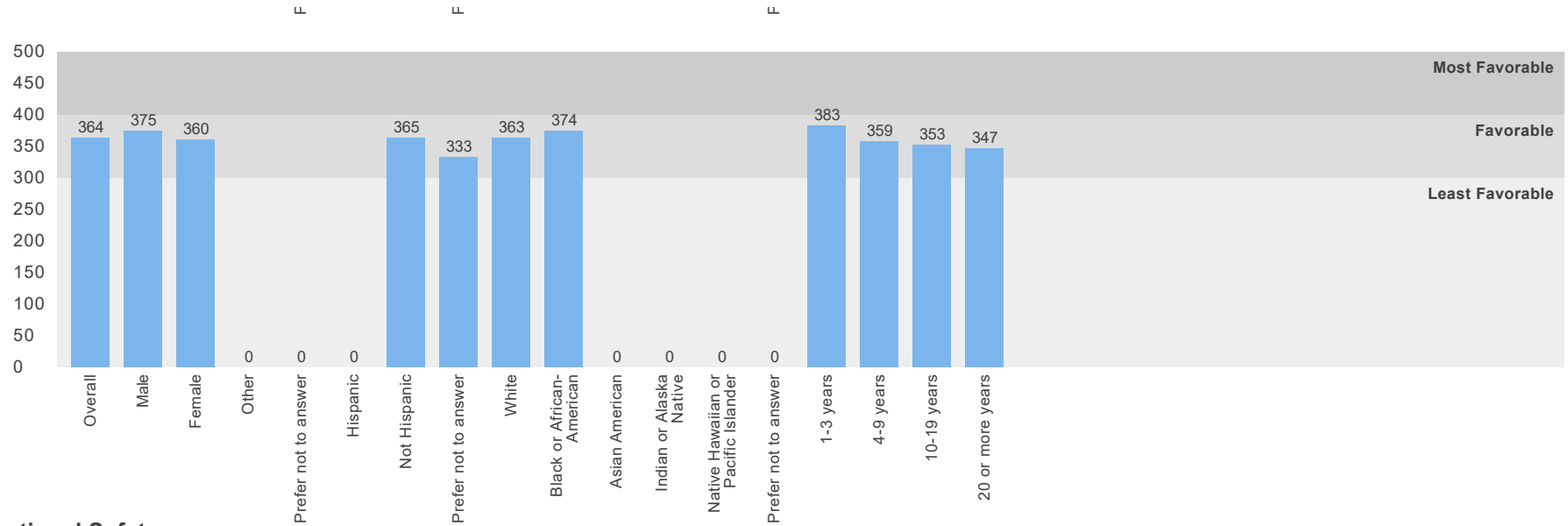
F F F



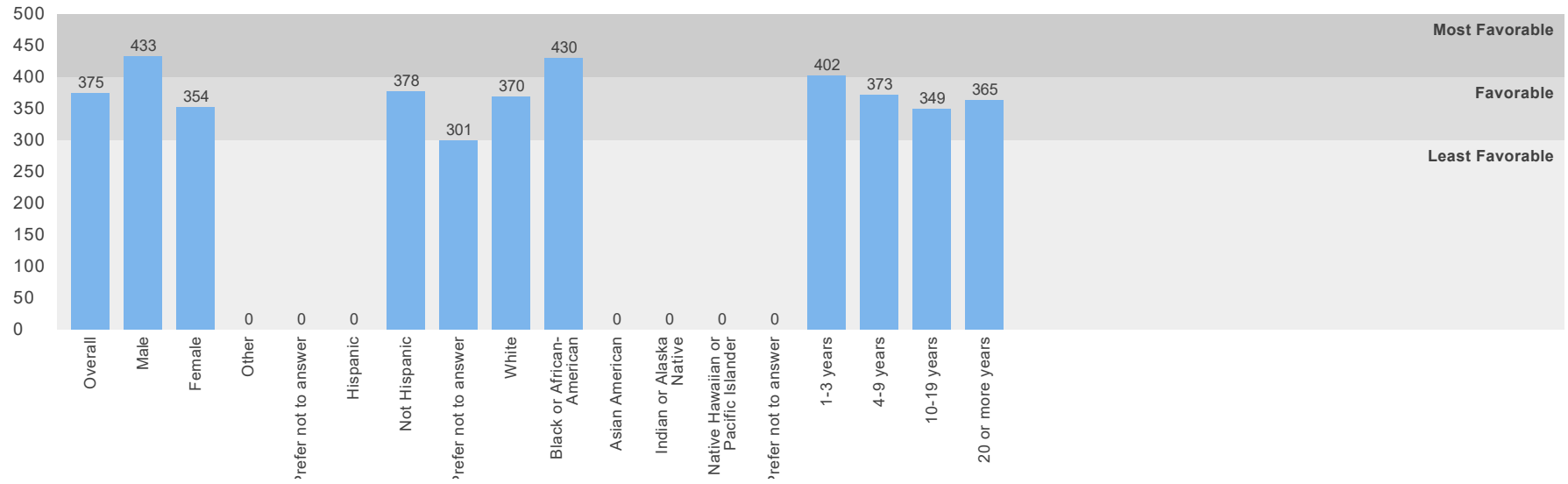
School Participation



Safety

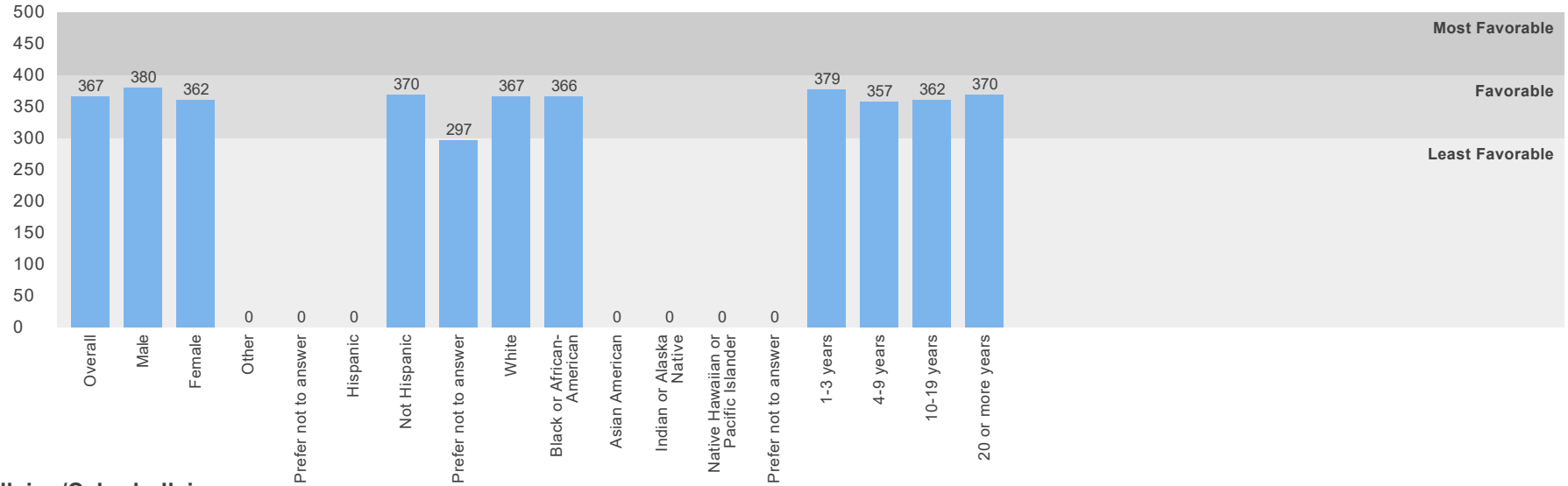


Emotional Safety

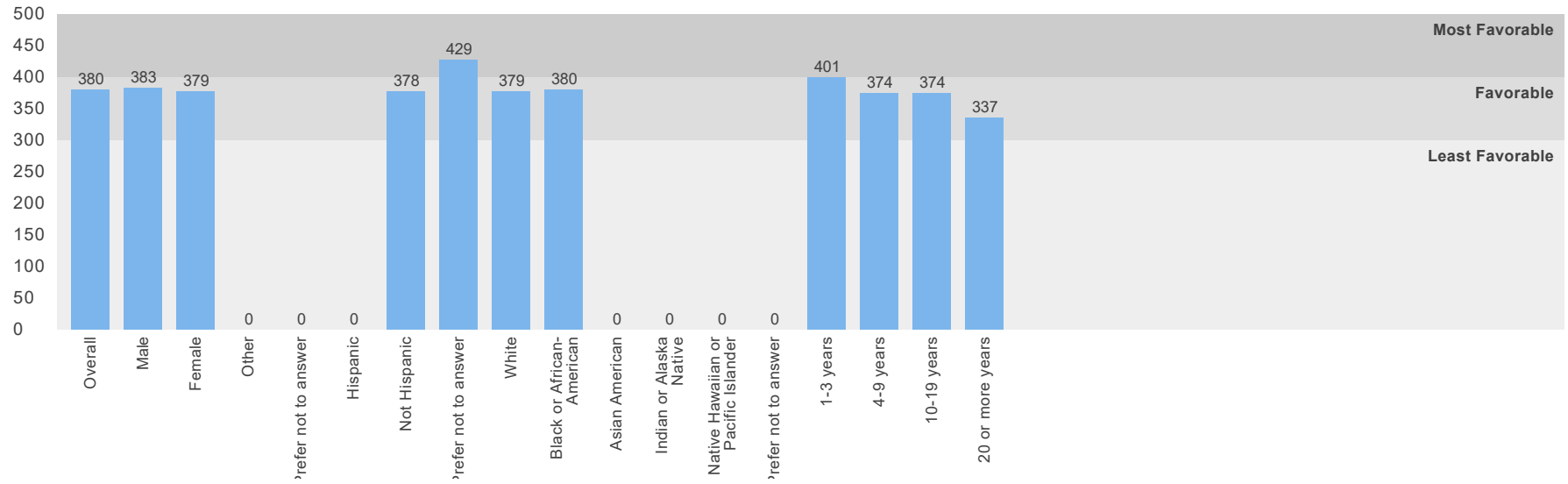


Physical Safety

F F F

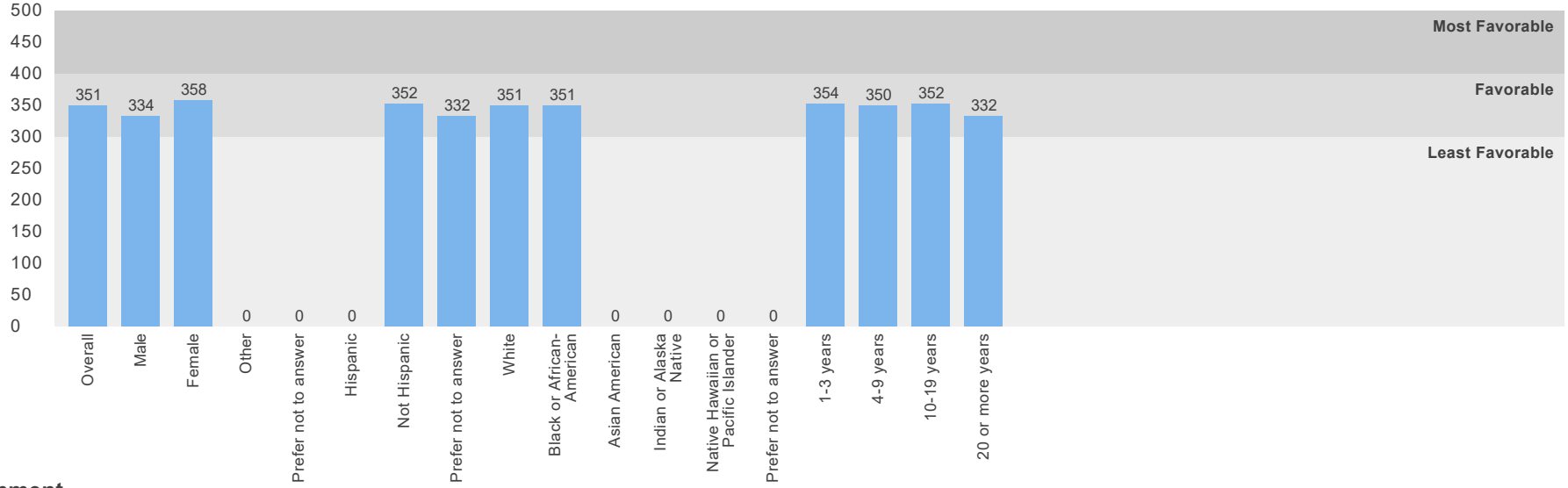


Bullying/Cyberbullying

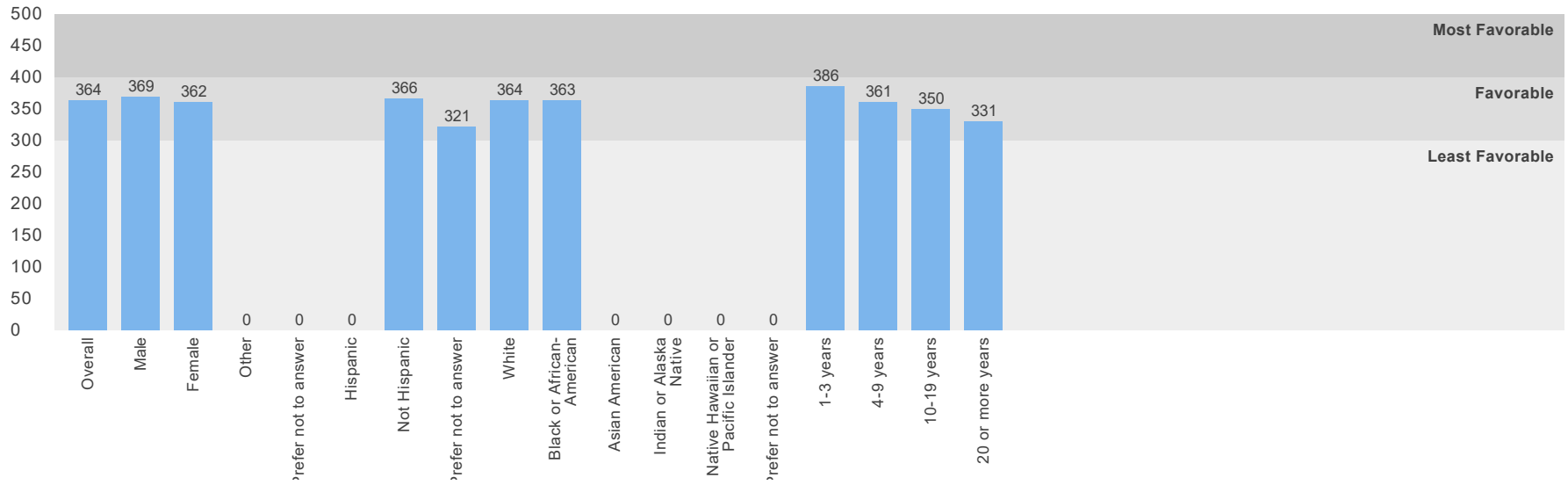


Substance Abuse

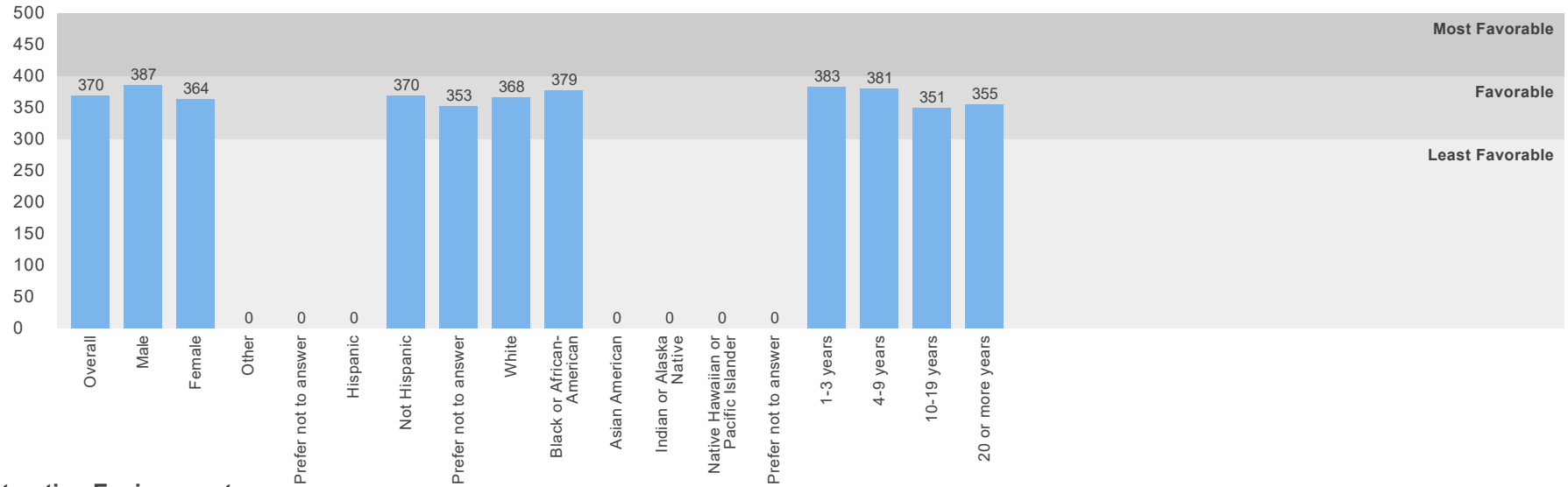
F F F



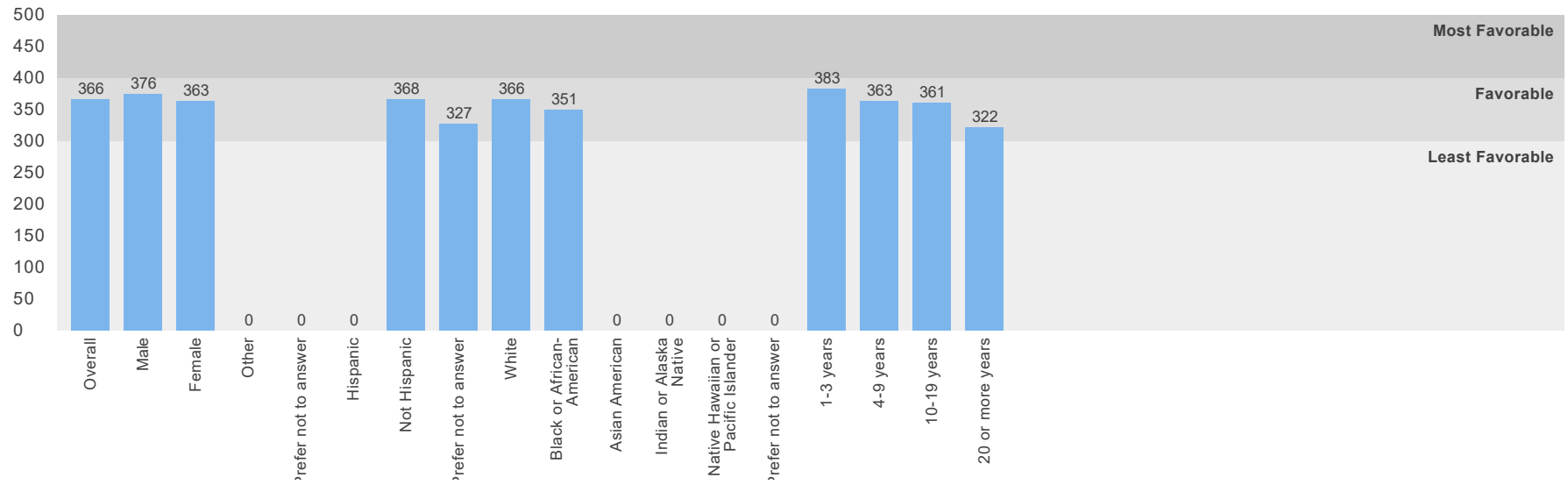
Environment



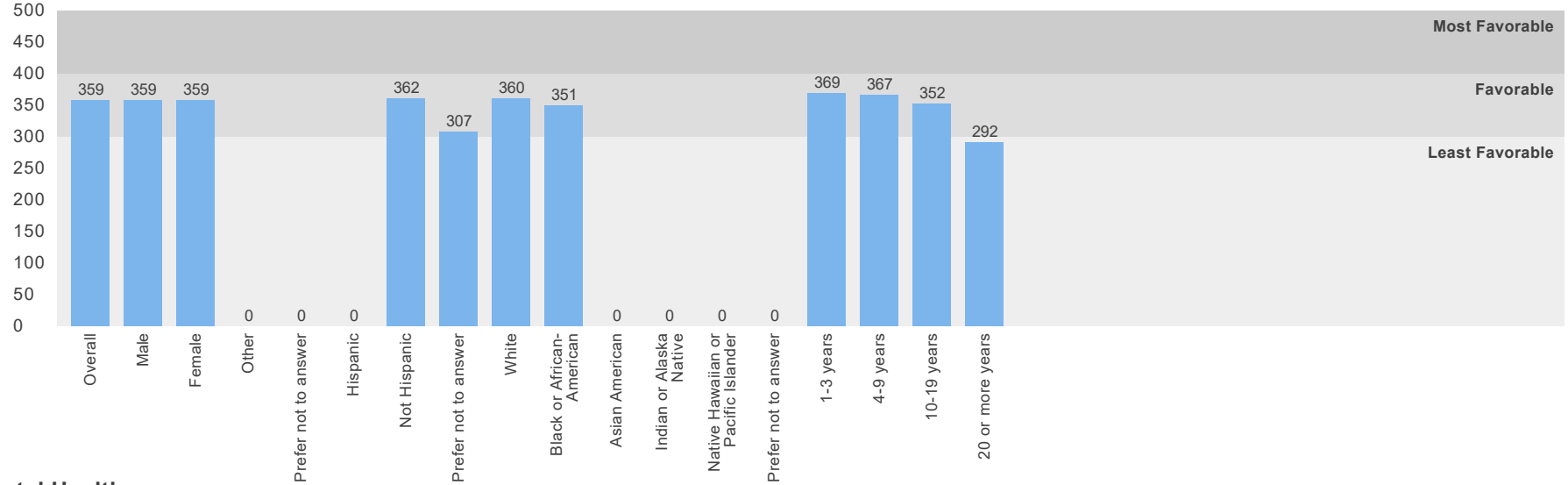
Physical Environment



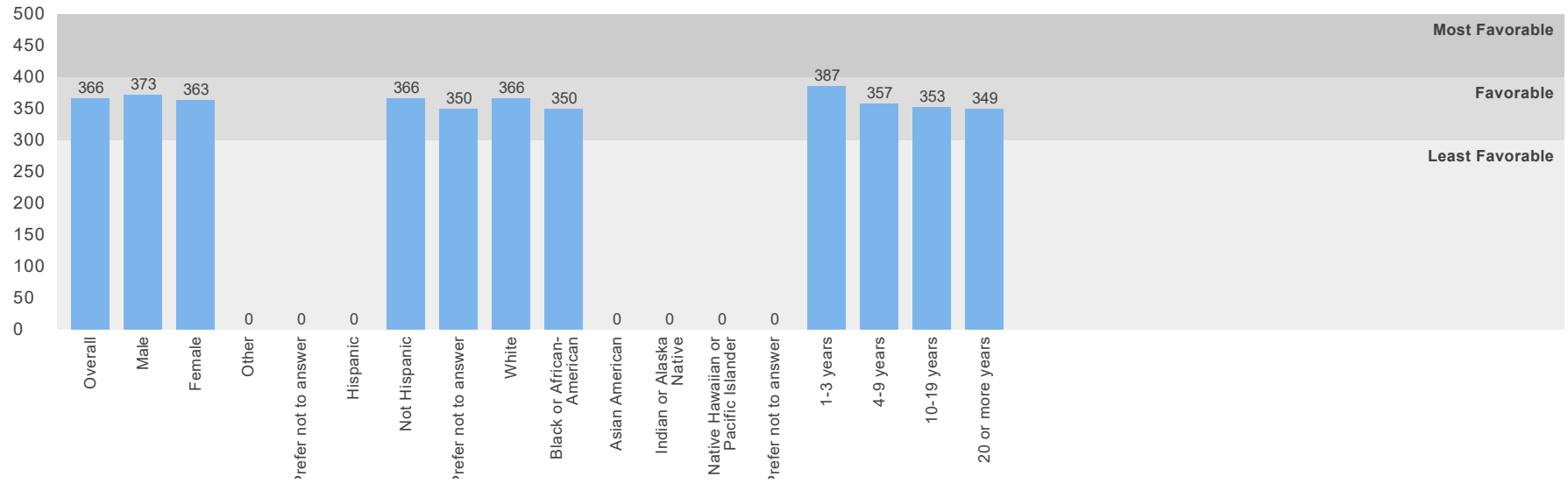
Instruction Environment



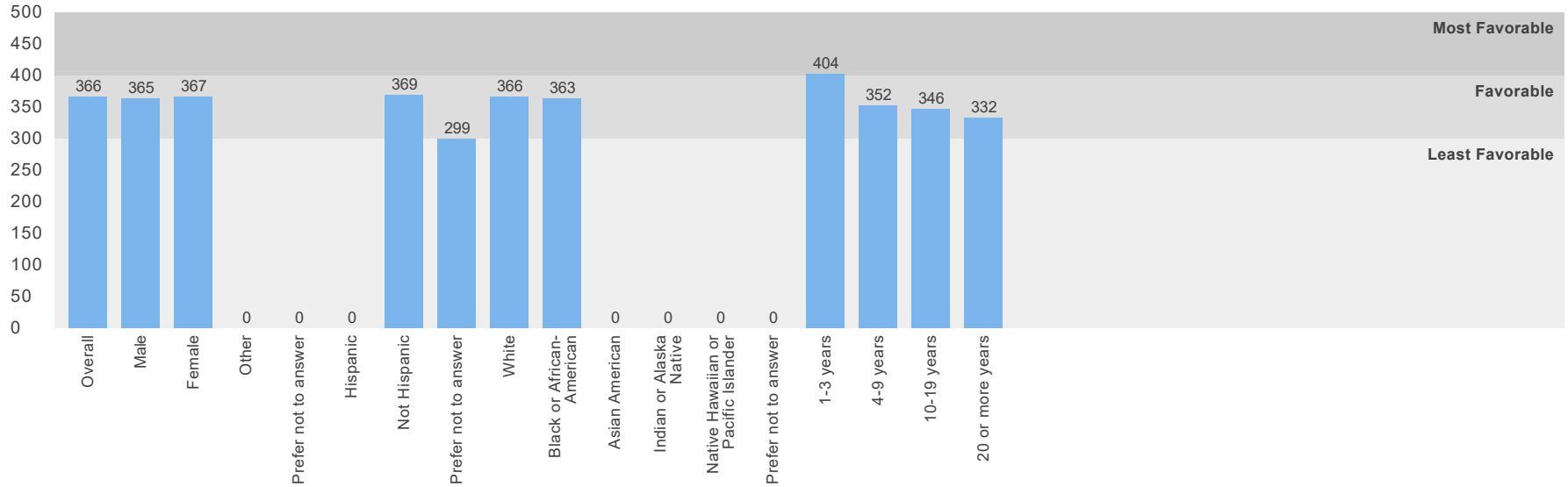
Physical Health



Mental Health



Discipline



Number of Submissions: 27

The top percentage is for this school, the bottom is for the district

	Male	Female	Other	Prefer not to answer
Are you male or female?	26%	74%	0%	0%
	23%	71%	1%	5%

	Hispanic	Not Hispanic	Prefer not to answer
Are you of Hispanic or Latino origin?	0%	96%	4%
	3%	88%	9%

	White	Black or African-American	Asian American	Indian or Alaska Native	Native Hawaiian or Pacific Islander	Prefer not to answer

What is your race?	96% 89%	7% 3%	0% 3%	0% 1%	0% 2%	0% 8%
--------------------	------------	----------	----------	----------	----------	----------

	1-3 years	4-9 years	10-19 years	20 or more years
How many years have you been working at this school?	33% 37%	26% 22%	33% 29%	7% 13%

	Strongly Agree	Agree	Disagree	Strongly Disagree
At this school, all students are treated equally, regardless of whether their parents are rich or poor.	15% 36%	59% 55%	22% 7%	4% 2%
This school encourages students to take challenging classes no matter their race, ethnicity, nationality, and/or cultural background (e.g., honor level courses, gifted courses, AP or IB courses).	31% 40%	69% 58%	0% 2%	0% 0%
This school provides instructional materials (e.g., textbooks or handouts) that reflect students' cultural background, ethnicity and identity.	25% 32%	58% 57%	17% 10%	0% 1%
This school emphasizes showing respect for all students' cultural beliefs and practices.	38% 52%	63% 47%	0% 1%	0% 0%
This school provides effective resources and training for teaching students with Individualized Education Programs (IEPs) across different languages and cultures.	33% 36%	54% 50%	13% 13%	0% 2%
This school provides effective supports for students needing alternative modes of communication (e.g., manual signs, communication boards, computer-based devices, picture exchange systems, Braille).	33% 43%	59% 50%	7% 6%	0% 1%
This school helps parents find community supports for their students who need them.	36% 37%	64% 61%	0% 3%	0% 0%
Staff at this school do a good job helping parents to support their children's learning at home.	32% 39%	68% 58%	0% 2%	0% 1%
Staff at this school do a good job helping parents understand when their child needs to learn social and emotional skills.	21% 36%	67% 55%	13% 8%	0% 1%
At this school the staff get along well.	23% 42%	73% 53%	4% 4%	0% 1%

At this school there is a feeling of trust among the staff.	12% 29%	65% 56%	23% 14%	0% 2%
At this school students get along well with the staff.	15% 35%	85% 64%	0% 1%	0% 0%
Administrators ask staff to be involved in making decisions.	12% 26%	62% 51%	23% 17%	4% 5%
Staff at this school have many informal opportunities to influence what happens within the school.	15% 25%	52% 52%	30% 17%	4% 6%
At this school, students are given the opportunity to take part in decision making.	13% 21%	74% 63%	9% 13%	4% 3%
This school provides students with opportunities to take a lead role in organizing programs and activities.	28% 29%	64% 57%	4% 11%	4% 4%
Students are encouraged to get involved in extra-curricular activities.	44% 44%	56% 53%	0% 4%	0% 0%
I feel like I belong.	38% 38%	54% 51%	8% 7%	0% 4%
I feel satisfied with the recognition I get for doing a good job.	19% 36%	44% 38%	30% 20%	7% 7%
I feel comfortable discussing feelings, worries, and frustrations with my supervisor.	38% 41%	46% 45%	8% 7%	8% 7%
This school inspires me to do the very best at my job.	24% 35%	64% 52%	12% 7%	0% 5%
People at this school care about me as a person.	20% 35%	64% 55%	16% 6%	0% 5%
I can manage almost any student behavior problem.	28% 30%	56% 61%	16% 9%	0% 0%
I feel safe at this school.	27% 38%	73% 57%	0% 5%	0% 1%
The following types of problems occur at this school often: Physical conflicts among students.	4% 2%	15% 8%	67% 61%	15% 29%

The following types of problems occur at this school often: robbery or theft.	0% 1%	15% 4%	70% 55%	15% 41%	
The following types of problems occur at this school often: vandalism.	7% 3%	22% 14%	56% 47%	15% 37%	
The following types of problems occur at this school often: student possession of weapons.	0% 1%	0% 0%	70% 38%	30% 61%	
The following types of problems occur at this school often: sexual assault or dating violence.	0% 1%	4% 2%	76% 46%	20% 51%	
The following types of problems occur at this school often: physical abuse of teachers.	0% 1%	4% 2%	65% 46%	31% 51%	
The following types of problems occur at this school often: student verbal abuse of teachers.	4% 1%	35% 12%	46% 57%	15% 30%	
I think that bullying is a frequent problem at this school.	0% 0%	31% 19%	62% 63%	8% 17%	
I think that cyberbullying is a frequent problem among students at this school.	8% 4%	35% 26%	58% 48%	0% 22%	
Staff at this school always stop bullying when they see it.	23% 28%	58% 59%	19% 10%	0% 3%	
Staff at this school are teased or picked on about their race or ethnicity.	0% 1%	4% 3%	56% 46%	41% 51%	
Staff at this school are teased or picked on about their cultural background or religion.	0% 1%	4% 3%	52% 43%	44% 53%	
Staff at this school are teased or picked on about their physical or mental disability.	0% 1%	4% 3%	52% 42%	44% 54%	
Staff at this school are teased or picked on about their sexuality.	0% 1%	7% 4%	52% 43%	41% 53%	
		Not a Problem	Small Problem	Somewhat a Problem	Large Problem
At this school, how much of a problem is student drug use?	8% 52%	24% 29%	56% 15%	12% 5%	

At this school, how much of a problem is student use of electronic cigarettes?	4% 51%	16% 21%	56% 20%	24% 7%
At this school, how much of a problem is student use of tobacco (e.g., cigarettes, chew, cigars)?	24% 60%	40% 27%	28% 10%	8% 3%
At this school, how much of a problem is student alcohol use?	20% 57%	32% 25%	40% 15%	8% 3%

	Strongly Agree	Agree	Disagree	Strongly Disagree
This school collaborates well with community organizations to help address youth substance use problems.	4% 19%	88% 65%	8% 15%	0% 1%
This school has adequate resources to address substance use prevention.	12% 19%	72% 71%	16% 10%	0% 1%
At this school, first-time violations of alcohol or other drug policies are punished by at least an out-of-school suspension.	14% 14%	64% 68%	23% 13%	0% 4%
This school has programs, resources, and/or policies to prevent substance abuse.	9% 16%	77% 71%	14% 13%	0% 1%
This school has programs that address substance use among students.	9% 15%	78% 70%	13% 15%	0% 1%
I know what to do if there is an emergency, natural disaster (tornado, flood) or a dangerous situation (e.g., violent person on campus) during the school day.	16% 35%	84% 61%	0% 4%	0% 1%
This school has a written plan that describes procedures to be performed in shootings.	27% 35%	69% 59%	0% 3%	4% 3%
This school has a written plan that clearly describes procedures to be performed in natural disasters (e.g., earthquakes or tornadoes).	24% 34%	72% 60%	4% 5%	0% 1%
This school or school district provides effective training in safety procedures to staff (e.g., lockdown training or fire drills).	27% 35%	65% 59%	8% 5%	0% 1%
My work is hindered by poor heating, cooling, and/or lighting systems at this school.	8% 6%	31% 17%	50% 50%	12% 28%
My work is hindered by insufficient workspace at this school.	0% 0%	7% 8%	70% 61%	22% 31%

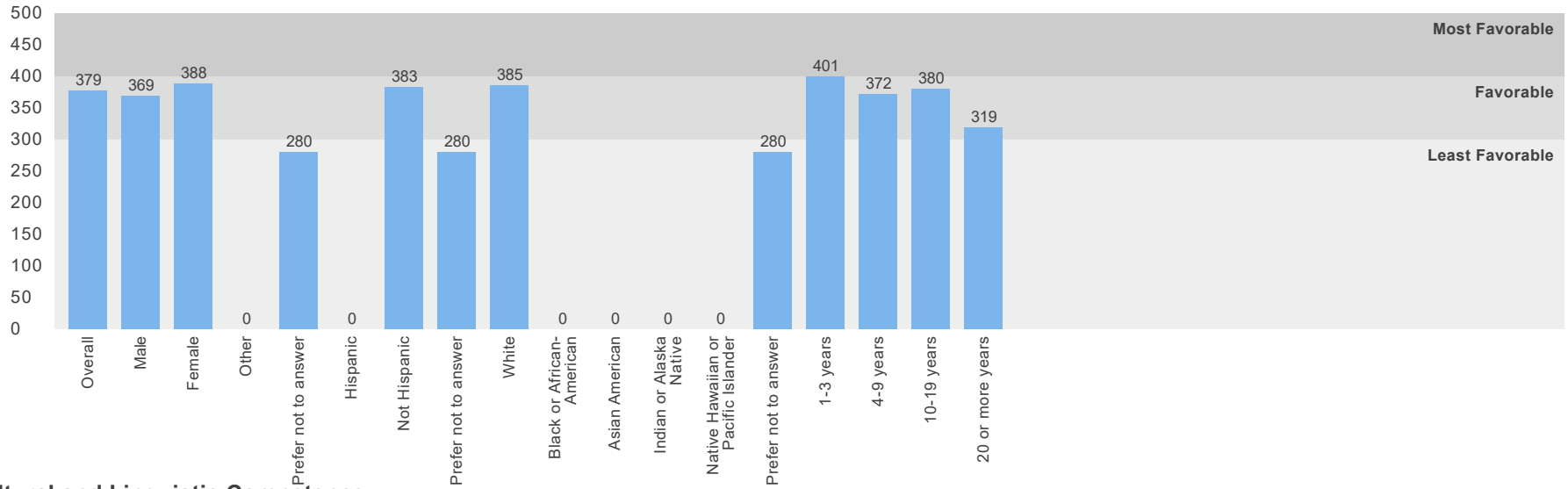
My work is hindered by a lack of materials and basic supplies at this school.	0% 0%	4% 1%	67% 61%	30% 38%
My work is hindered by inadequate or outdated equipment or facilities at this school.	0% 1%	4% 4%	65% 57%	31% 38%
This school looks clean and pleasant.	30% 39%	67% 56%	4% 5%	0% 1%
This school is an inviting work environment.	26% 40%	63% 53%	11% 6%	0% 2%
Staff at this school feel responsible to help each other do their best.	23% 32%	65% 62%	12% 6%	0% 1%
Staff at this school feel responsible when students at this school fail.	17% 23%	63% 66%	21% 10%	0% 1%
The programs and resources at this school are adequate to support students with special needs or disabilities.	31% 33%	46% 50%	23% 13%	0% 4%
Staff at this school feel that it is a part of their job to prepare students to succeed in college.	28% 30%	72% 60%	0% 10%	0% 1%
Staff at this school expect students to do their best all the time.	12% 31%	84% 66%	4% 2%	0% 1%
This school provides the materials, resources, and training necessary for me to support students' physical health and nutrition.	13% 25%	83% 66%	0% 7%	4% 2%
This school places a priority on making healthy food choices.	12% 23%	73% 57%	12% 17%	4% 4%
This school places a priority on students' health needs.	24% 28%	76% 64%	0% 7%	0% 1%
This school places a priority on students' physical activity.	13% 30%	83% 64%	0% 4%	4% 2%
This school places a priority on addressing students' mental health needs.	31% 36%	65% 56%	4% 7%	0% 1%
This school places a priority on teaching students strategies to manage their stress levels.	12% 29%	80% 60%	8% 8%	0% 2%
This school provides the materials, resources, and training necessary for me to support students'	8%	84%	8%	0%

social or emotional needs.	26%	62%	11%	1%
This school provides quality counseling or other services to help students with social or emotional needs.	31% 39%	62% 55%	8% 6%	0% 1%
Staff at this school are clearly informed about school policies and procedures.	15% 24%	74% 67%	11% 8%	0% 1%
Staff at this school recognize students for positive behavior.	36% 48%	64% 51%	0% 1%	0% 0%
Staff at this school encourage students to think about how their actions affect others.	27% 41%	73% 57%	0% 1%	0% 1%
School rules are applied equally to all students.	15% 30%	50% 51%	23% 15%	12% 5%
Discipline is fair.	15% 25%	50% 55%	31% 17%	4% 4%
Staff at this school help students develop strategies to understand and control their feelings and actions.	24% 30%	76% 68%	0% 2%	0% 1%
This school effectively handles student discipline and behavior problems.	15% 26%	62% 55%	15% 15%	8% 4%
Staff at this school work together to ensure an orderly environment.	35% 34%	65% 61%	0% 3%	0% 2%

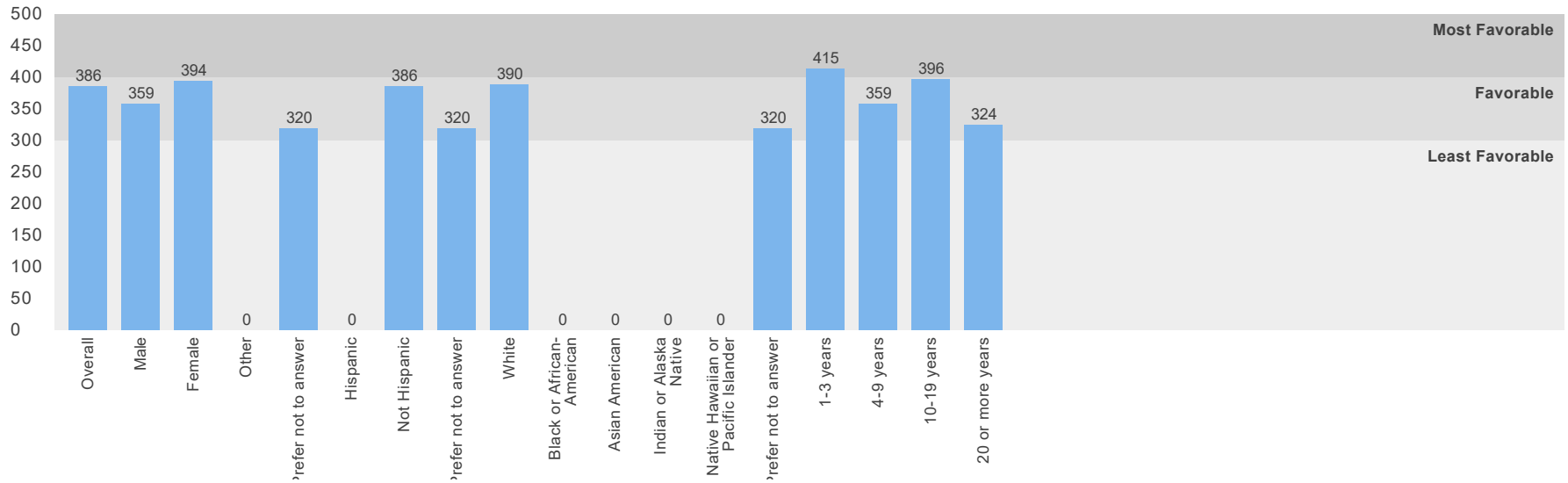
BETHLEHEM CENTRAL MS

Scale Scores by Demographic

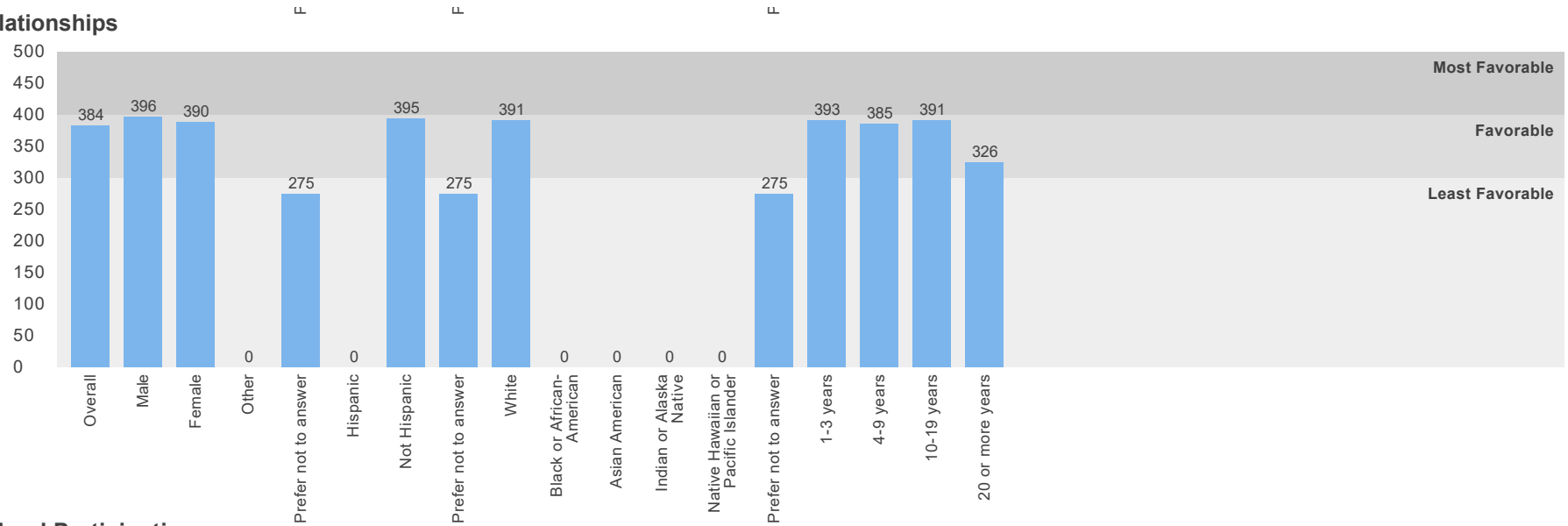
Engagement



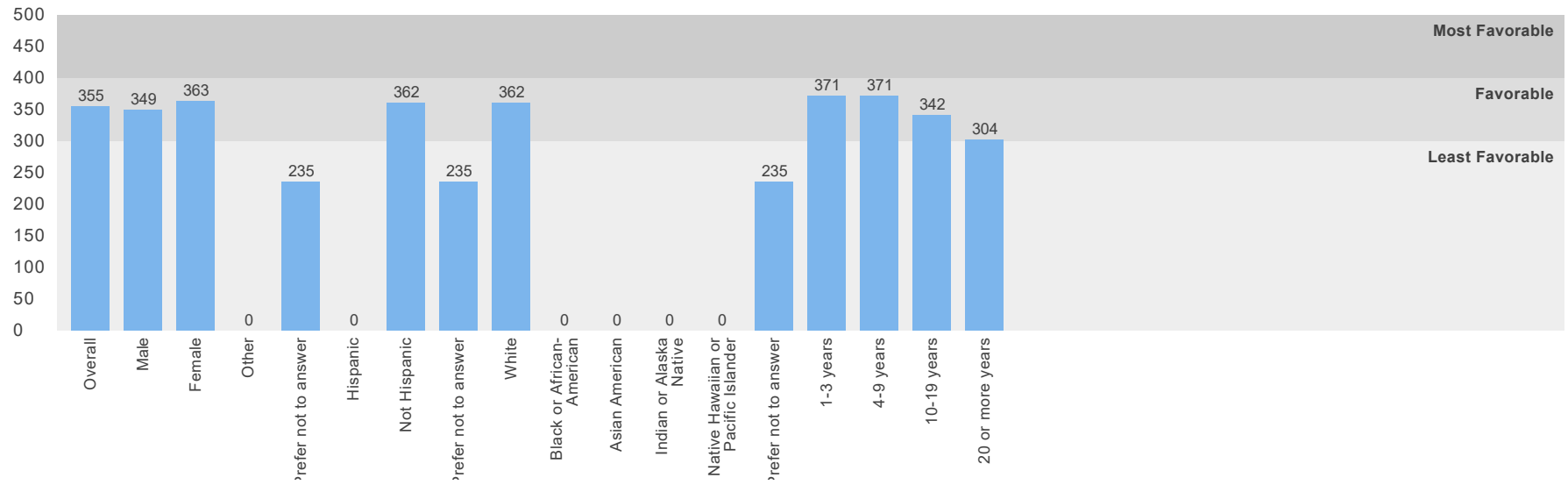
Cultural and Linguistic Competence



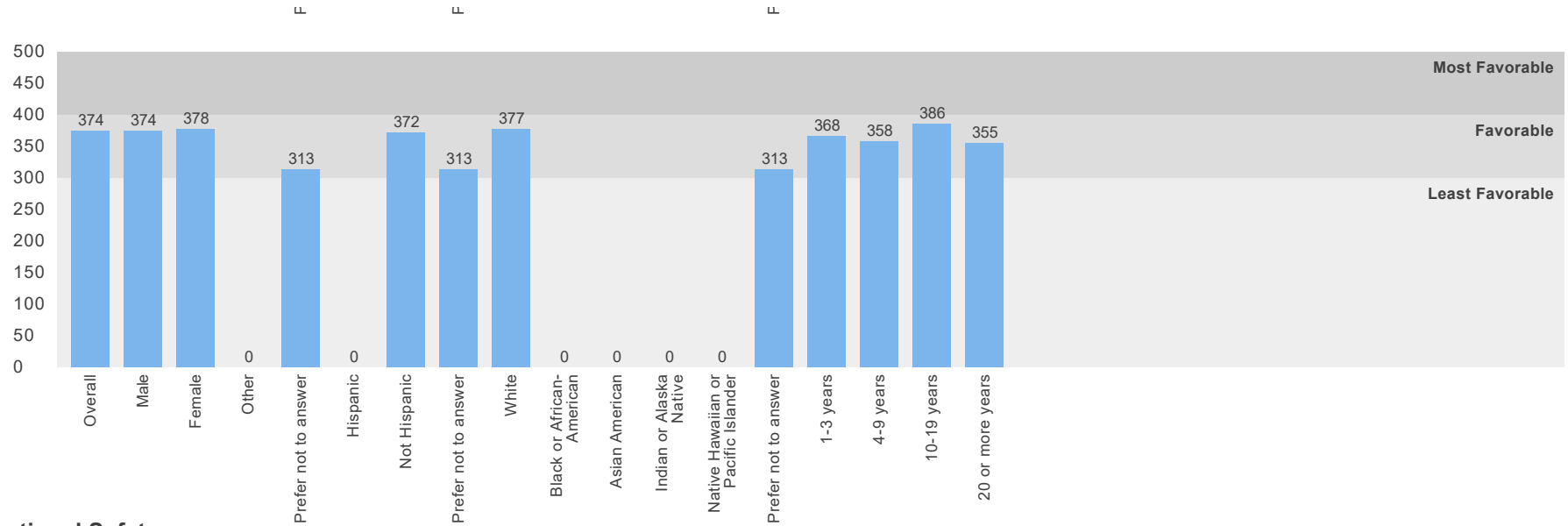
Relationships



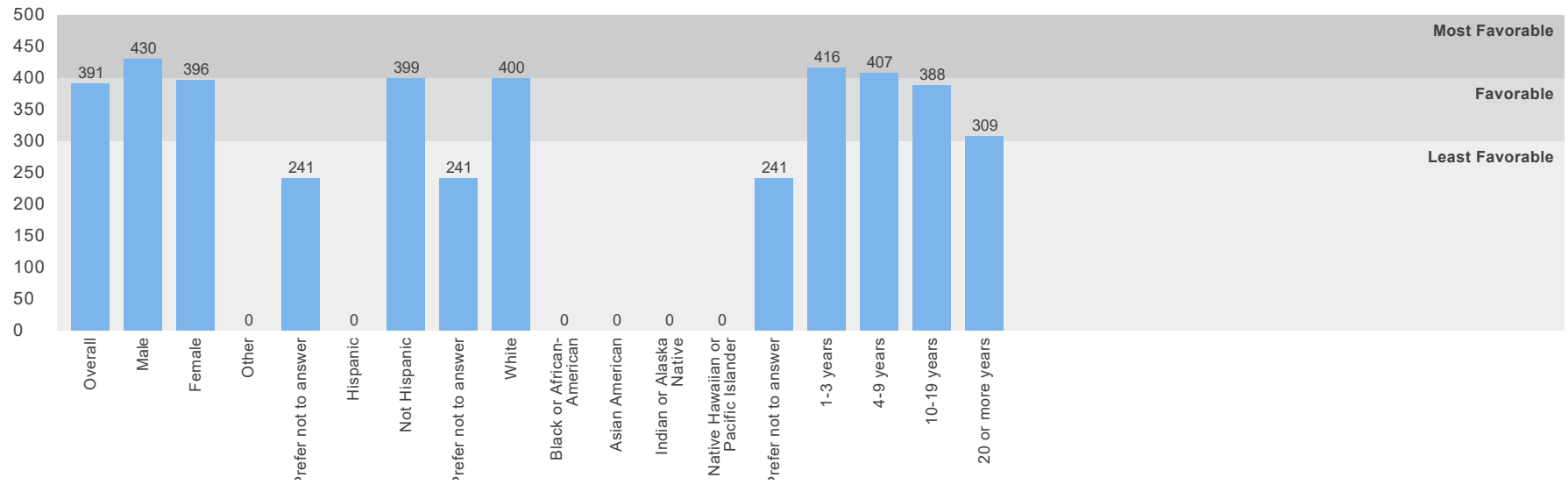
School Participation



Safety



Emotional Safety

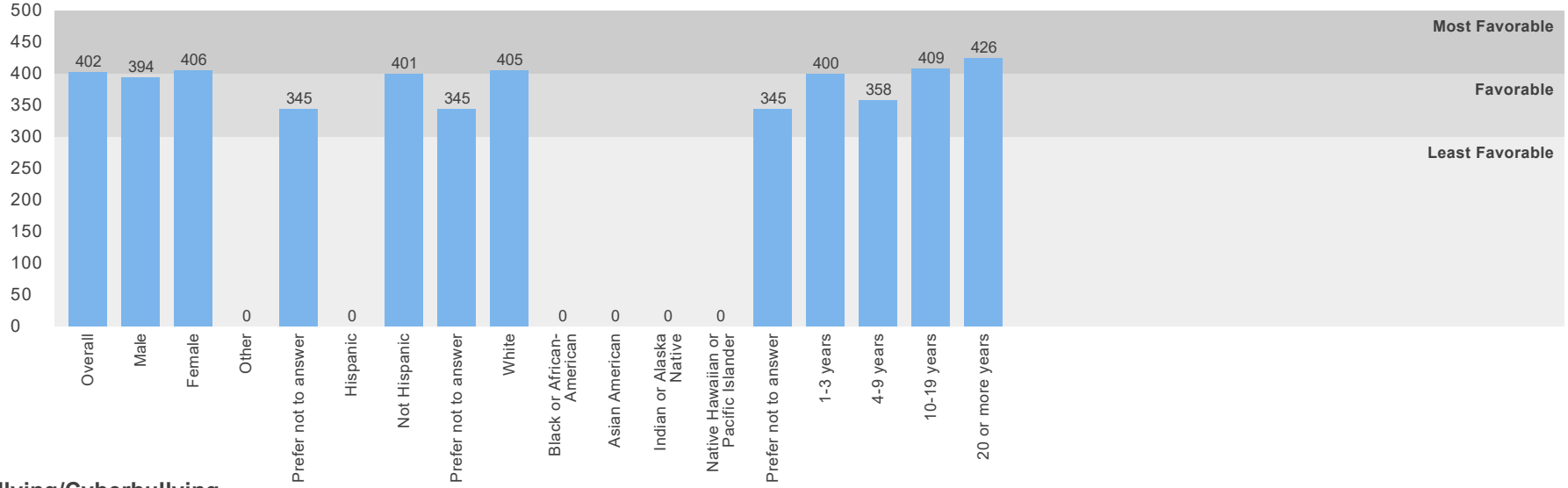


Physical Safety

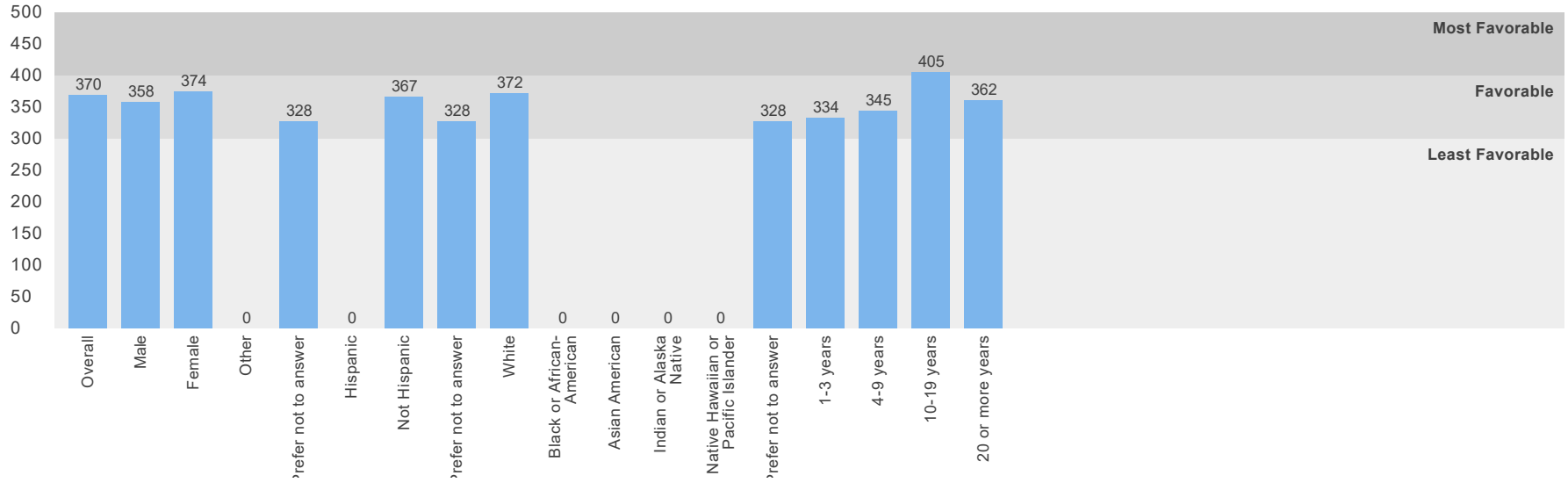
F

F

F



Bullying/Cyberbullying

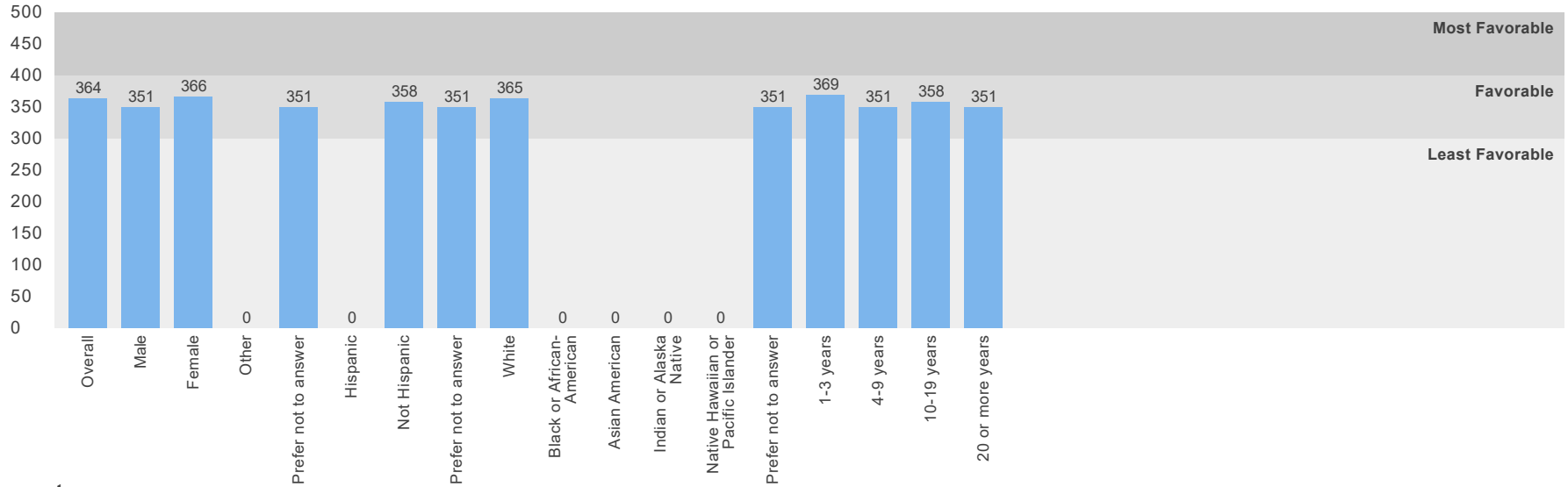


Substance Abuse

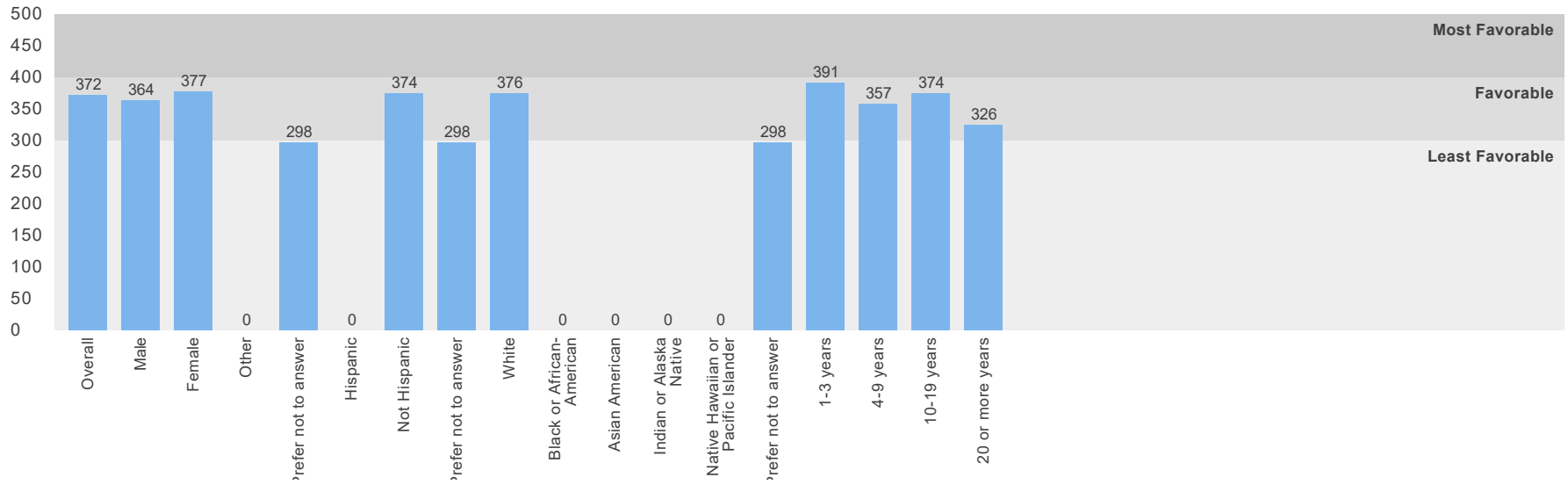
F

F

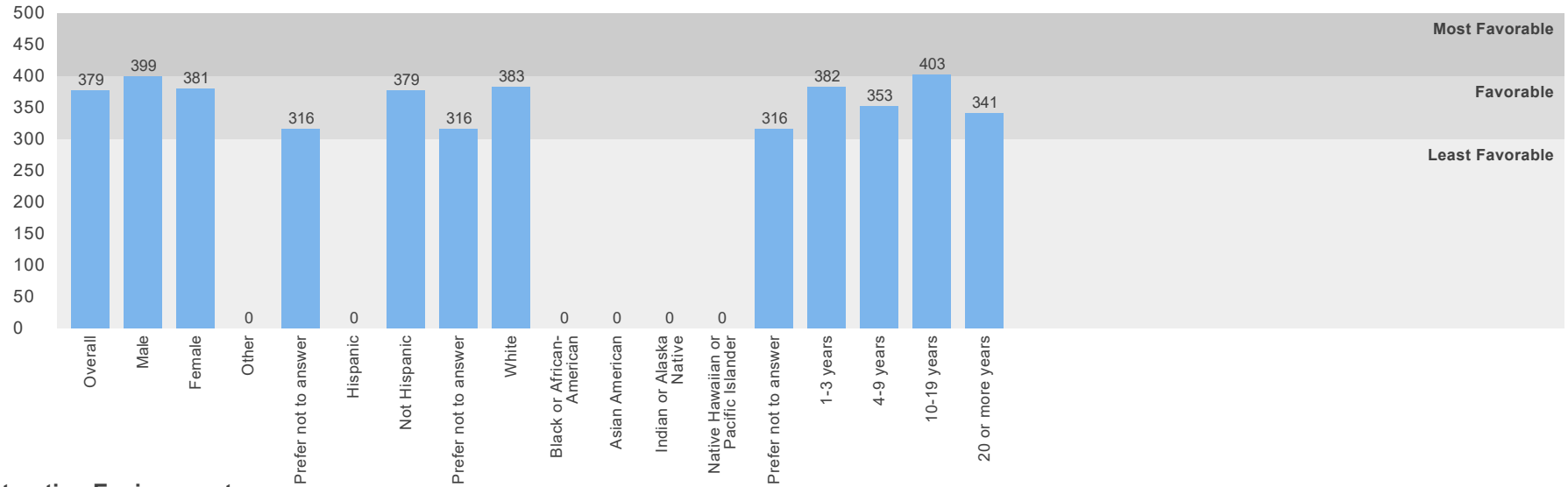
F



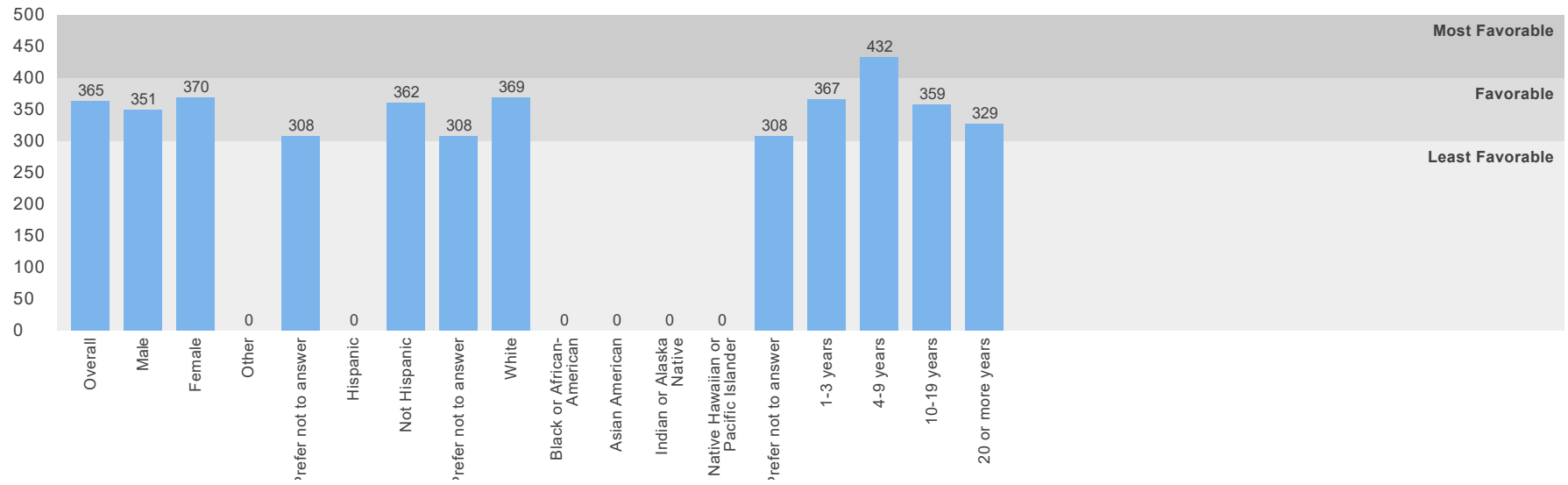
Environment



Physical Environment



Instruction Environment

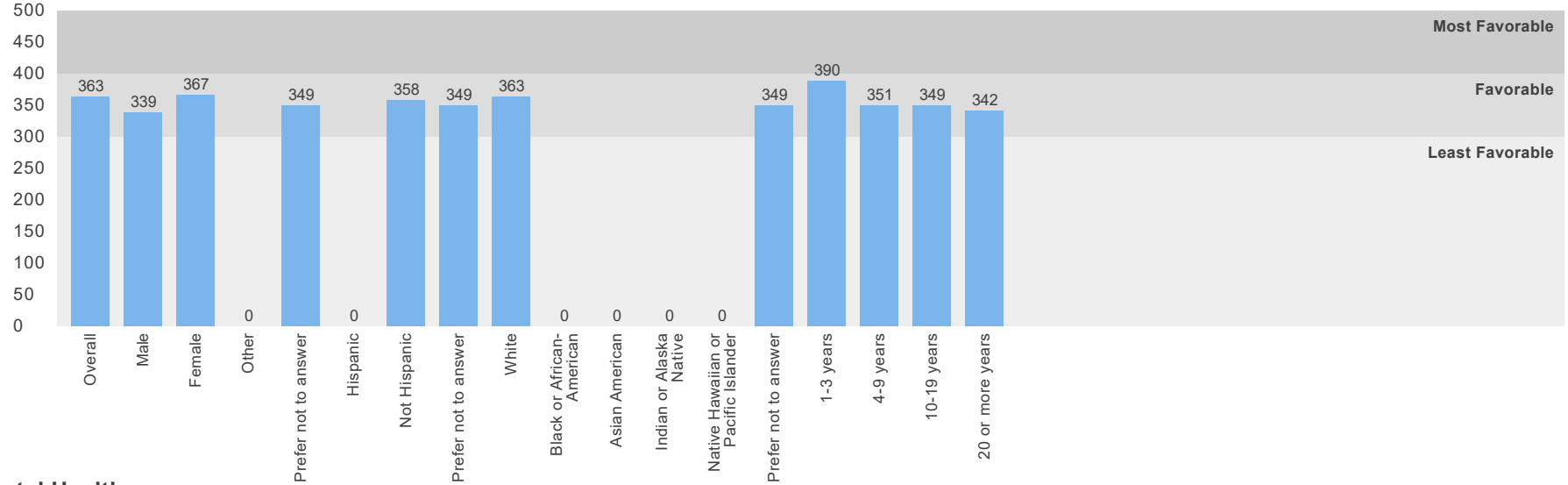


Physical Health

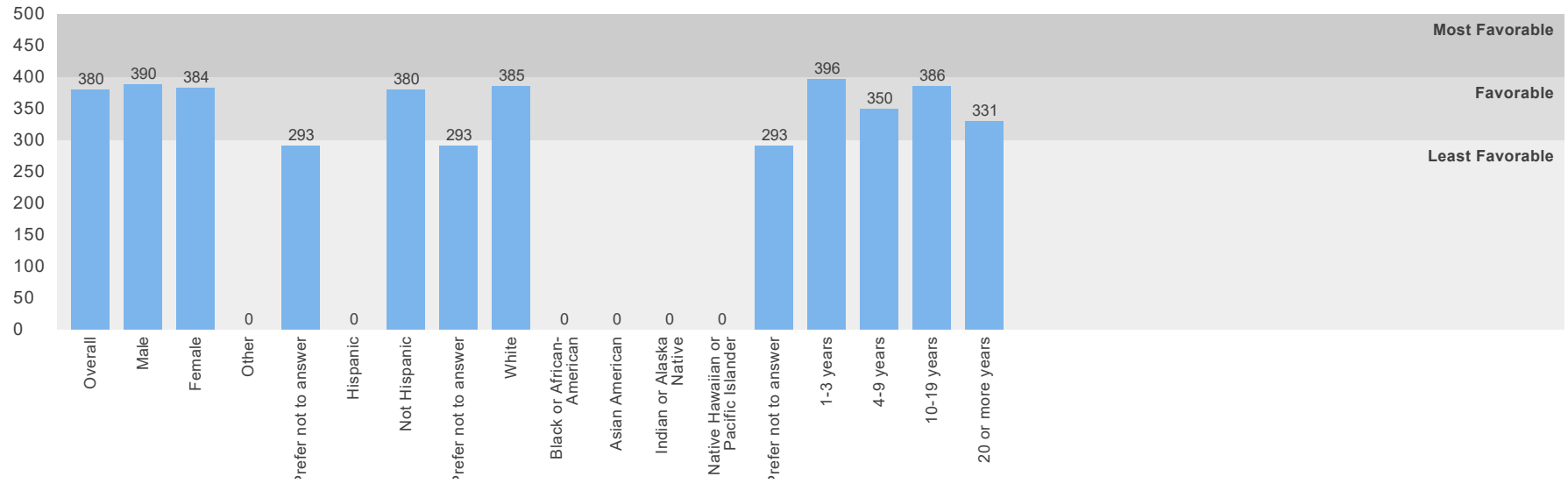
F

F

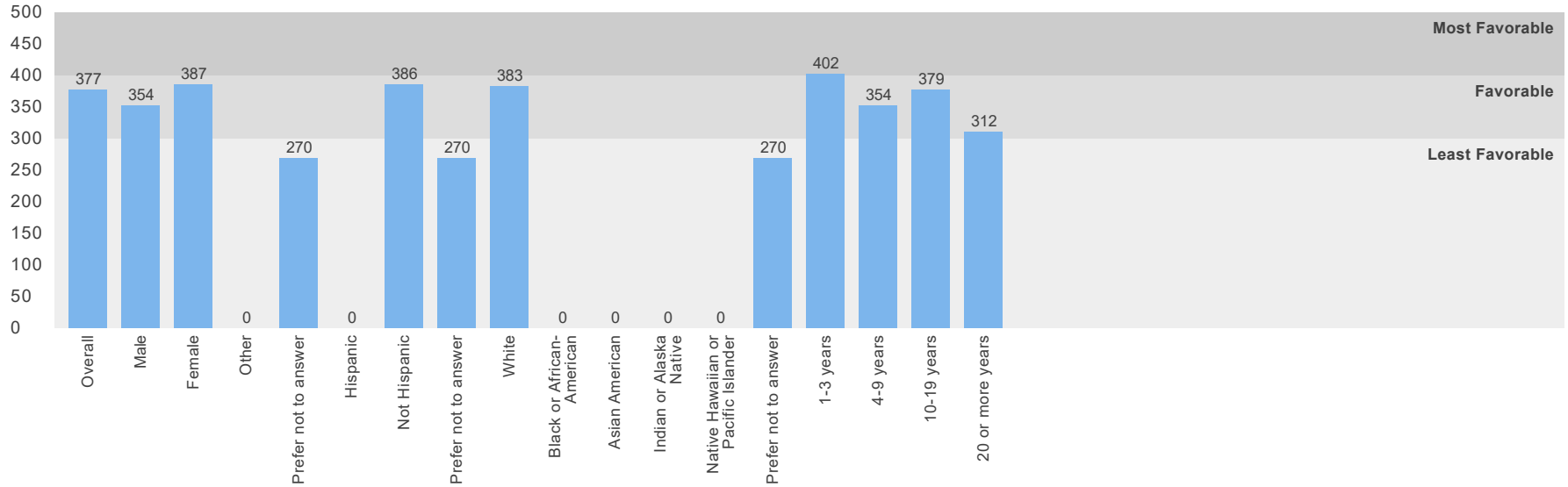
F



Mental Health



Discipline



Number of Submissions: 18

The top percentage is for this school, the bottom is for the district

	Male	Female	Other	Prefer not to answer
Are you male or female?	11%	83%	0%	6%
	23%	71%	1%	5%

	Hispanic	Not Hispanic	Prefer not to answer
Are you of Hispanic or Latino origin?	0%	94%	6%
	3%	88%	9%

	White	Black or African-American	Asian American	Indian or Alaska Native	Native Hawaiian or Pacific Islander	Prefer not to answer

What is your race?	94% 89%	0% 3%	0% 3%	0% 1%	0% 2%	6% 8%
--------------------	------------	----------	----------	----------	----------	----------

	1-3 years	4-9 years	10-19 years	20 or more years
How many years have you been working at this school?	29% 37%	12% 22%	41% 29%	18% 13%

	Strongly Agree	Agree	Disagree	Strongly Disagree
At this school, all students are treated equally, regardless of whether their parents are rich or poor.	29% 36%	59% 55%	6% 7%	6% 2%
This school encourages students to take challenging classes no matter their race, ethnicity, nationality, and/or cultural background (e.g., honor level courses, gifted courses, AP or IB courses).	38% 40%	63% 58%	0% 2%	0% 0%
This school provides instructional materials (e.g., textbooks or handouts) that reflect students' cultural background, ethnicity and identity.	35% 32%	53% 57%	12% 10%	0% 1%
This school emphasizes showing respect for all students' cultural beliefs and practices.	44% 52%	56% 47%	0% 1%	0% 0%
This school provides effective resources and training for teaching students with Individualized Education Programs (IEPs) across different languages and cultures.	29% 36%	65% 50%	6% 13%	0% 2%
This school provides effective supports for students needing alternative modes of communication (e.g., manual signs, communication boards, computer-based devices, picture exchange systems, Braille).	29% 43%	71% 50%	0% 6%	0% 1%
This school helps parents find community supports for their students who need them.	29% 37%	65% 61%	6% 3%	0% 0%
Staff at this school do a good job helping parents to support their children's learning at home.	35% 39%	65% 58%	0% 2%	0% 1%
Staff at this school do a good job helping parents understand when their child needs to learn social and emotional skills.	41% 36%	47% 55%	12% 8%	0% 1%
At this school the staff get along well.	53% 42%	41% 53%	0% 4%	6% 1%

At this school there is a feeling of trust among the staff.	44% 29%	44% 56%	6% 14%	6% 2%
At this school students get along well with the staff.	28% 35%	67% 64%	6% 1%	0% 0%
Administrators ask staff to be involved in making decisions.	24% 26%	47% 51%	24% 17%	6% 5%
Staff at this school have many informal opportunities to influence what happens within the school.	11% 25%	67% 52%	17% 17%	6% 6%
At this school, students are given the opportunity to take part in decision making.	13% 21%	69% 63%	19% 13%	0% 3%
This school provides students with opportunities to take a lead role in organizing programs and activities.	17% 29%	72% 57%	6% 11%	6% 4%
Students are encouraged to get involved in extra-curricular activities.	39% 44%	61% 53%	0% 4%	0% 0%
I feel like I belong.	39% 38%	56% 51%	0% 7%	6% 4%
I feel satisfied with the recognition I get for doing a good job.	39% 36%	33% 38%	17% 20%	11% 7%
I feel comfortable discussing feelings, worries, and frustrations with my supervisor.	41% 41%	53% 45%	0% 7%	6% 7%
This school inspires me to do the very best at my job.	33% 35%	56% 52%	6% 7%	6% 5%
People at this school care about me as a person.	39% 35%	56% 55%	0% 6%	6% 5%
I can manage almost any student behavior problem.	28% 30%	67% 61%	6% 9%	0% 0%
I feel safe at this school.	41% 38%	47% 57%	12% 5%	0% 1%
The following types of problems occur at this school often: Physical conflicts among students.	6% 2%	6% 8%	61% 61%	28% 29%

The following types of problems occur at this school often: robbery or theft.	6% 1%	0% 4%	44% 55%	50% 41%	
The following types of problems occur at this school often: vandalism.	6% 3%	6% 14%	50% 47%	39% 37%	
The following types of problems occur at this school often: student possession of weapons.	6% 1%	0% 0%	22% 38%	72% 61%	
The following types of problems occur at this school often: sexual assault or dating violence.	6% 1%	0% 2%	50% 46%	44% 51%	
The following types of problems occur at this school often: physical abuse of teachers.	6% 1%	0% 2%	39% 46%	56% 51%	
The following types of problems occur at this school often: student verbal abuse of teachers.	0% 1%	6% 12%	72% 57%	22% 30%	
I think that bullying is a frequent problem at this school.	0% 0%	53% 19%	47% 63%	0% 17%	
I think that cyberbullying is a frequent problem among students at this school.	6% 4%	59% 26%	35% 48%	0% 22%	
Staff at this school always stop bullying when they see it.	29% 28%	59% 59%	12% 10%	0% 3%	
Staff at this school are teased or picked on about their race or ethnicity.	0% 1%	11% 3%	50% 46%	39% 51%	
Staff at this school are teased or picked on about their cultural background or religion.	0% 1%	11% 3%	50% 43%	39% 53%	
Staff at this school are teased or picked on about their physical or mental disability.	0% 1%	11% 3%	50% 42%	39% 54%	
Staff at this school are teased or picked on about their sexuality.	0% 1%	11% 4%	50% 43%	39% 53%	
		Not a Problem	Small Problem	Somewhat a Problem	Large Problem
At this school, how much of a problem is student drug use?	56% 52%	39% 29%	0% 15%	6% 5%	

At this school, how much of a problem is student use of electronic cigarettes?	56% 51%	39% 21%	0% 20%	6% 7%
At this school, how much of a problem is student use of tobacco (e.g., cigarettes, chew, cigars)?	61% 60%	33% 27%	0% 10%	6% 3%
At this school, how much of a problem is student alcohol use?	61% 57%	33% 25%	0% 15%	6% 3%

	Strongly Agree	Agree	Disagree	Strongly Disagree
This school collaborates well with community organizations to help address youth substance use problems.	24% 19%	65% 65%	12% 15%	0% 1%
This school has adequate resources to address substance use prevention.	18% 19%	76% 71%	6% 10%	0% 1%
At this school, first-time violations of alcohol or other drug policies are punished by at least an out-of-school suspension.	6% 14%	88% 68%	6% 13%	0% 4%
This school has programs, resources, and/or policies to prevent substance abuse.	18% 16%	76% 71%	6% 13%	0% 1%
This school has programs that address substance use among students.	19% 15%	75% 70%	6% 15%	0% 1%
I know what to do if there is an emergency, natural disaster (tornado, flood) or a dangerous situation (e.g., violent person on campus) during the school day.	39% 35%	61% 61%	0% 4%	0% 1%
This school has a written plan that describes procedures to be performed in shootings.	29% 35%	65% 59%	6% 3%	0% 3%
This school has a written plan that clearly describes procedures to be performed in natural disasters (e.g., earthquakes or tornadoes).	28% 34%	72% 60%	0% 5%	0% 1%
This school or school district provides effective training in safety procedures to staff (e.g., lockdown training or fire drills).	39% 35%	56% 59%	6% 5%	0% 1%
My work is hindered by poor heating, cooling, and/or lighting systems at this school.	0% 6%	11% 17%	72% 50%	17% 28%
My work is hindered by insufficient workspace at this school.	0% 0%	6% 8%	67% 61%	28% 31%

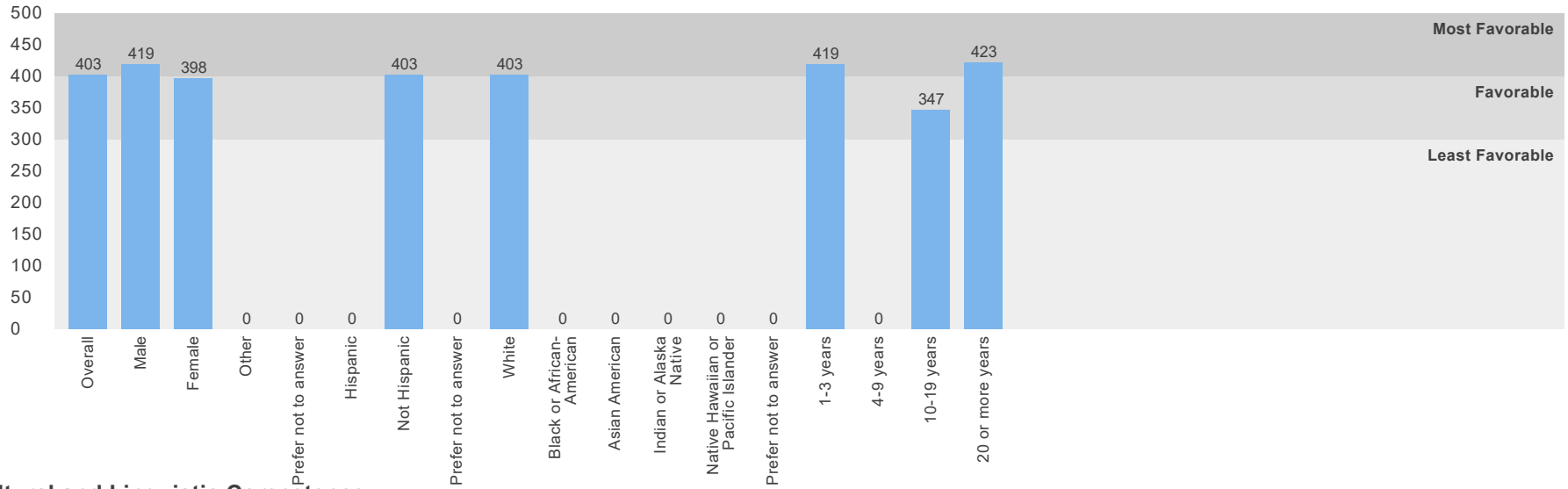
My work is hindered by a lack of materials and basic supplies at this school.	0% 0%	0% 1%	72% 61%	28% 38%
My work is hindered by inadequate or outdated equipment or facilities at this school.	0% 1%	0% 4%	71% 57%	29% 38%
This school looks clean and pleasant.	28% 39%	67% 56%	6% 5%	0% 1%
This school is an inviting work environment.	33% 40%	61% 53%	0% 6%	6% 2%
Staff at this school feel responsible to help each other do their best.	29% 32%	59% 62%	6% 6%	6% 1%
Staff at this school feel responsible when students at this school fail.	13% 23%	73% 66%	13% 10%	0% 1%
The programs and resources at this school are adequate to support students with special needs or disabilities.	24% 33%	71% 50%	0% 13%	6% 4%
Staff at this school feel that it is a part of their job to prepare students to succeed in college.	19% 30%	75% 60%	6% 10%	0% 1%
Staff at this school expect students to do their best all the time.	29% 31%	65% 66%	6% 2%	0% 1%
This school provides the materials, resources, and training necessary for me to support students' physical health and nutrition.	22% 25%	67% 66%	11% 7%	0% 2%
This school places a priority on making healthy food choices.	17% 23%	67% 57%	11% 17%	6% 4%
This school places a priority on students' health needs.	17% 28%	78% 64%	6% 7%	0% 1%
This school places a priority on students' physical activity.	29% 30%	65% 64%	6% 4%	0% 2%
This school places a priority on addressing students' mental health needs.	33% 36%	56% 56%	11% 7%	0% 1%
This school places a priority on teaching students strategies to manage their stress levels.	29% 29%	59% 60%	12% 8%	0% 2%
This school provides the materials, resources, and training necessary for me to support students'	29%	59%	12%	0%

social or emotional needs.	26%	62%	11%	1%
This school provides quality counseling or other services to help students with social or emotional needs.	33% 39%	67% 55%	0% 6%	0% 1%
Staff at this school are clearly informed about school policies and procedures.	22% 24%	67% 67%	11% 8%	0% 1%
Staff at this school recognize students for positive behavior.	44% 48%	50% 51%	6% 1%	0% 0%
Staff at this school encourage students to think about how their actions affect others.	50% 41%	44% 57%	6% 1%	0% 1%
School rules are applied equally to all students.	29% 30%	41% 51%	24% 15%	6% 5%
Discipline is fair.	22% 25%	50% 55%	22% 17%	6% 4%
Staff at this school help students develop strategies to understand and control their feelings and actions.	18% 30%	76% 68%	6% 2%	0% 1%
This school effectively handles student discipline and behavior problems.	28% 26%	50% 55%	17% 15%	6% 4%
Staff at this school work together to ensure an orderly environment.	28% 34%	61% 61%	6% 3%	6% 2%

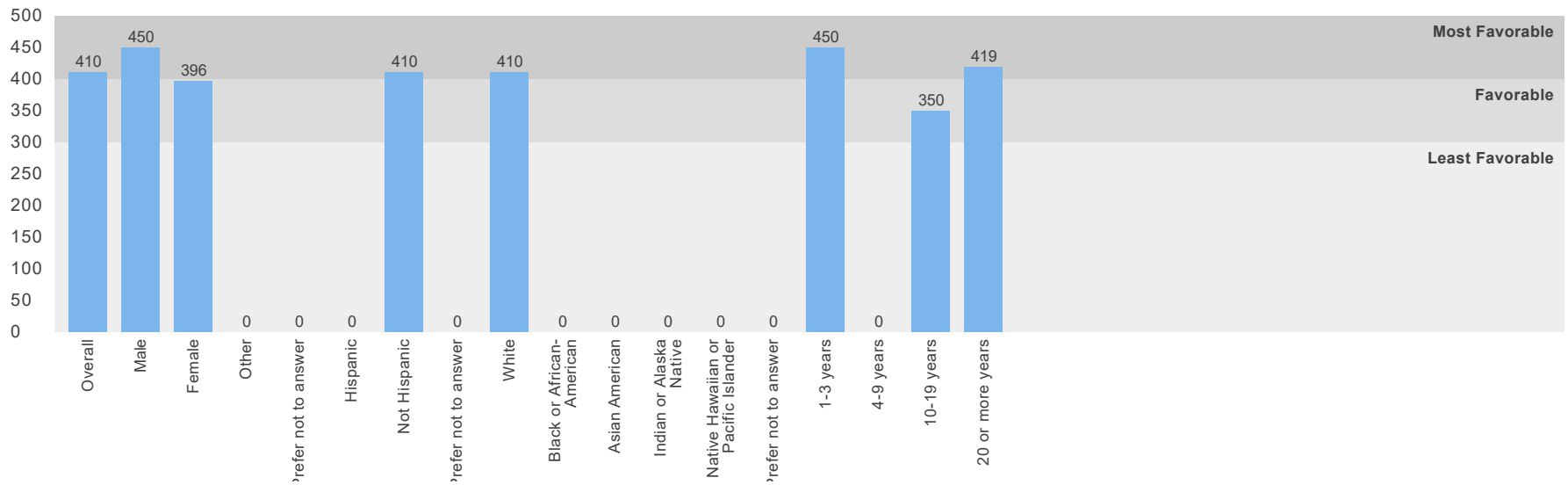
Central Office

Scale Scores by Demographic

Engagement

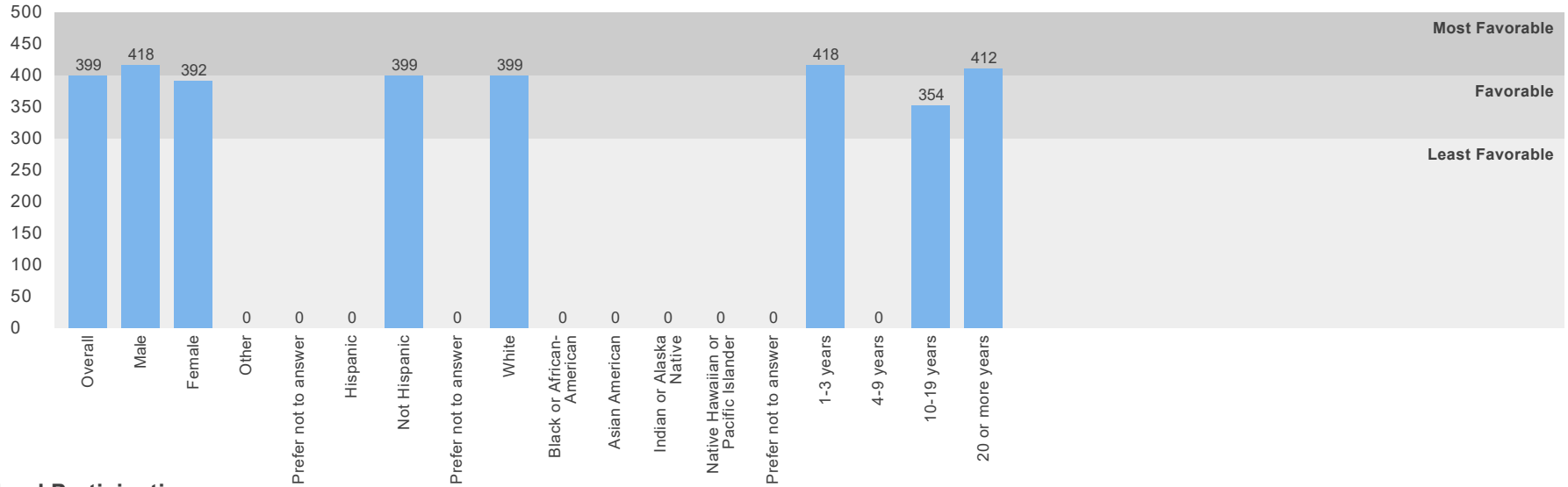


Cultural and Linguistic Competence

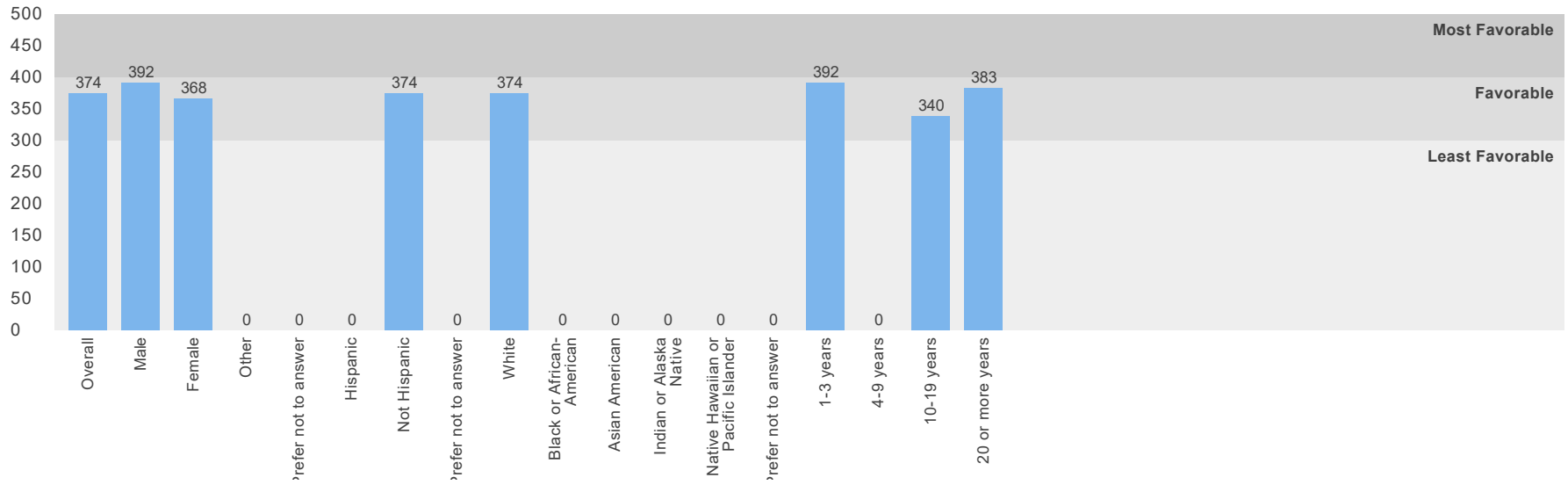


Relationships

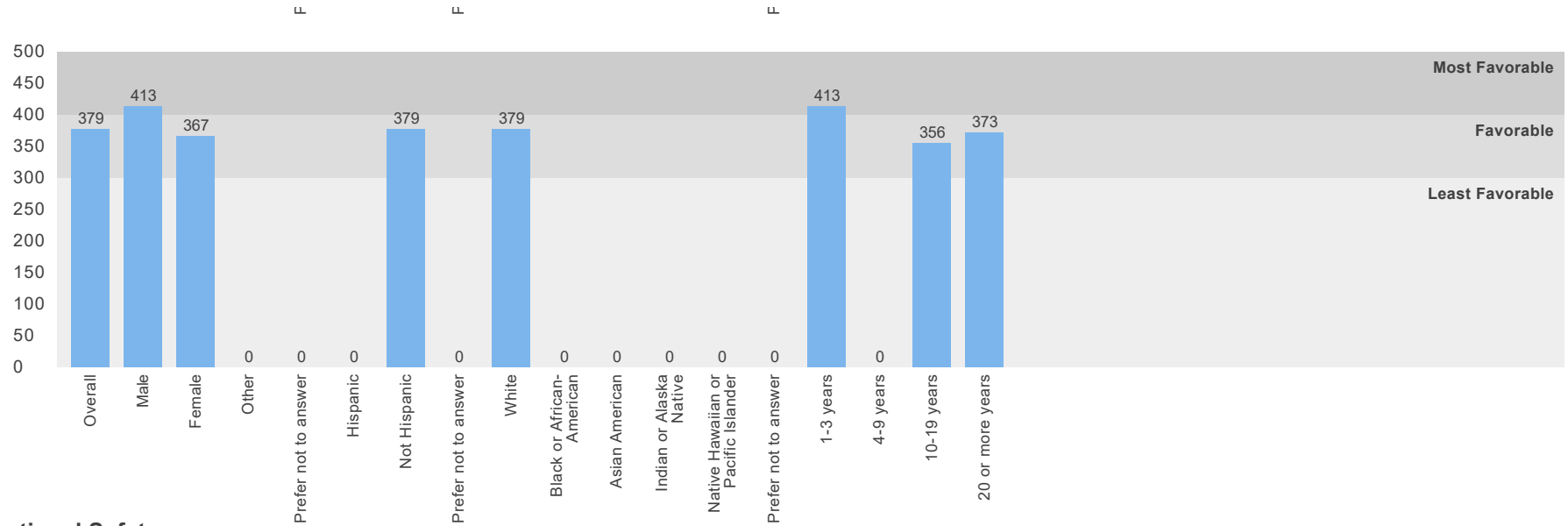
F F F



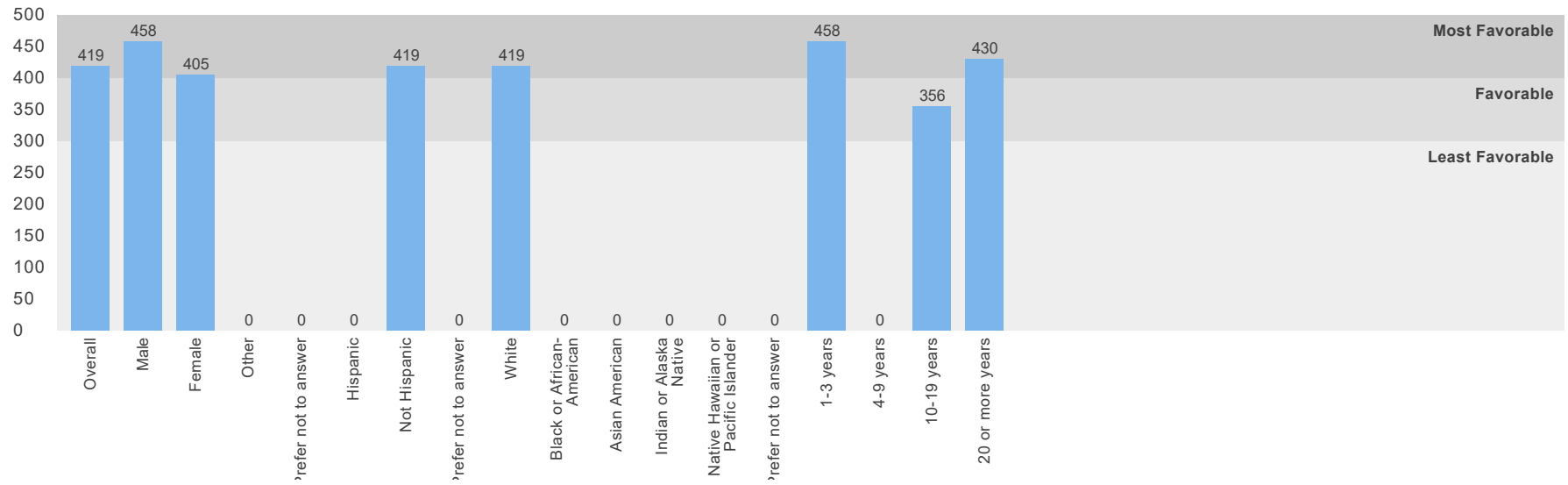
School Participation



Safety

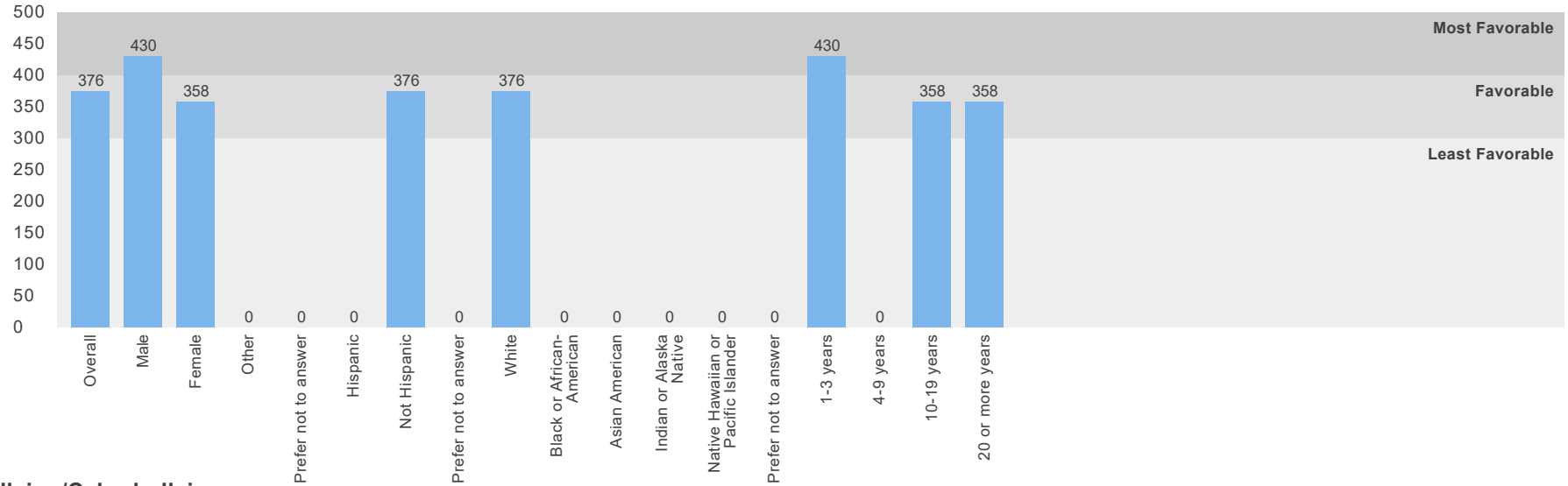


Emotional Safety

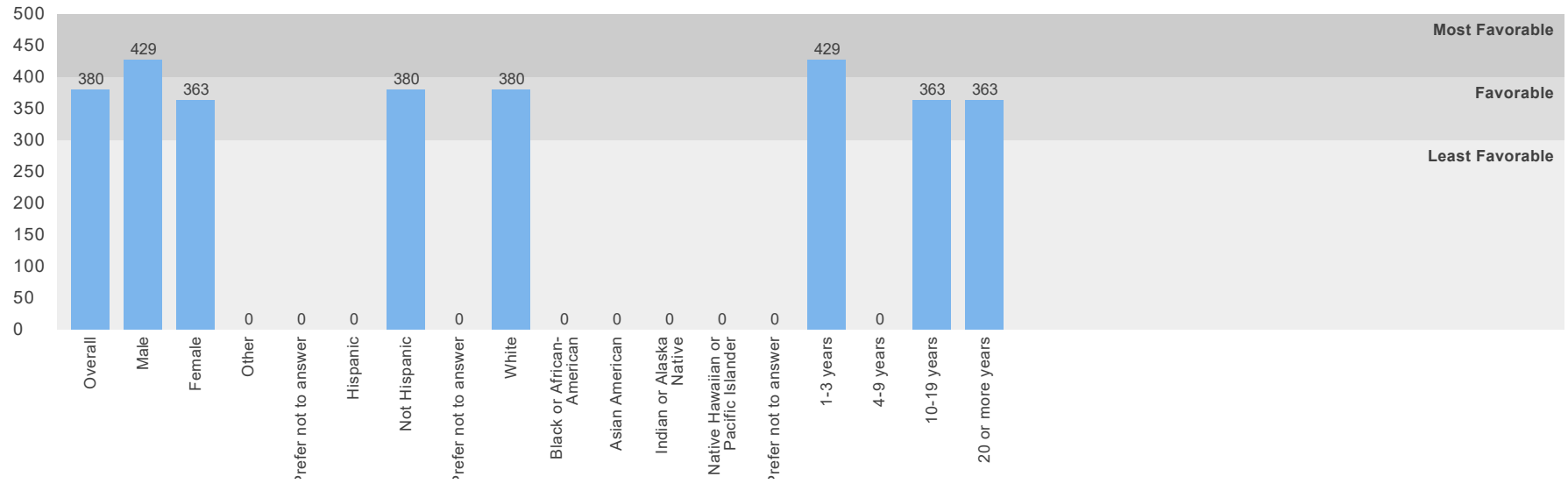


Physical Safety

F F F

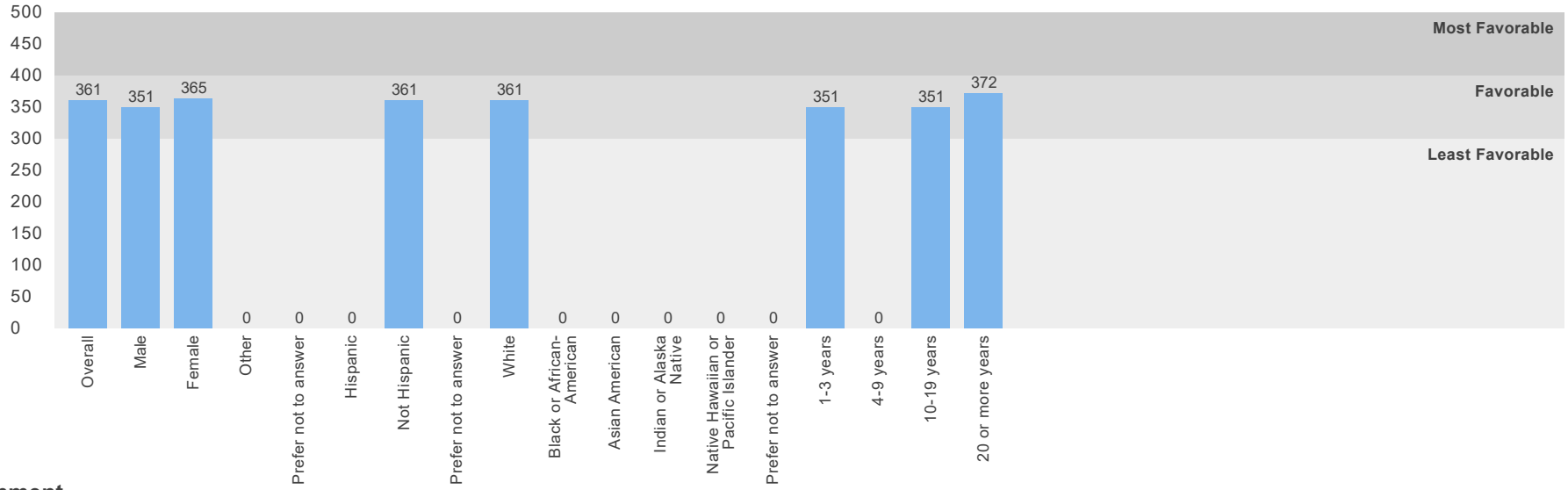


Bullying/Cyberbullying

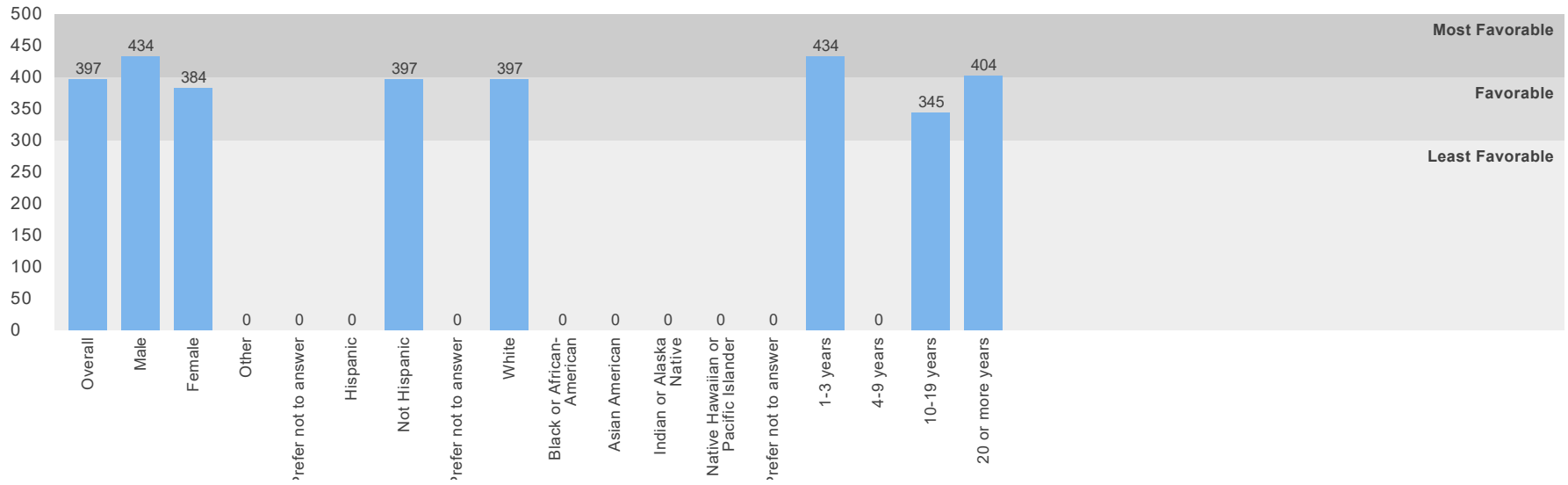


Substance Abuse

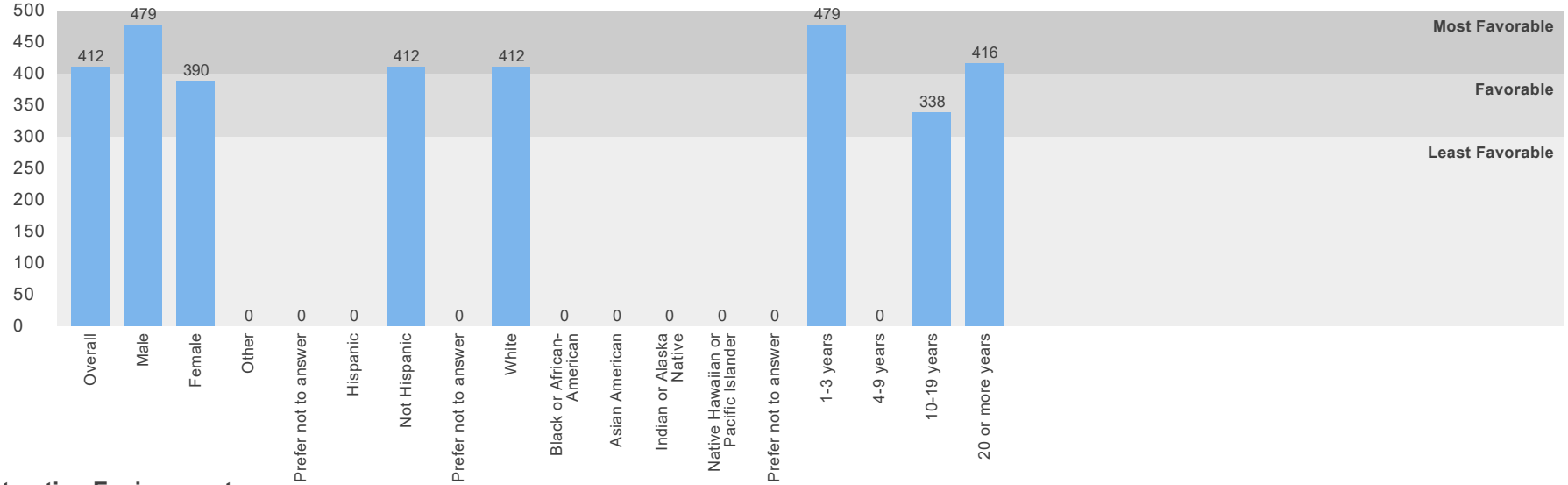
F F F



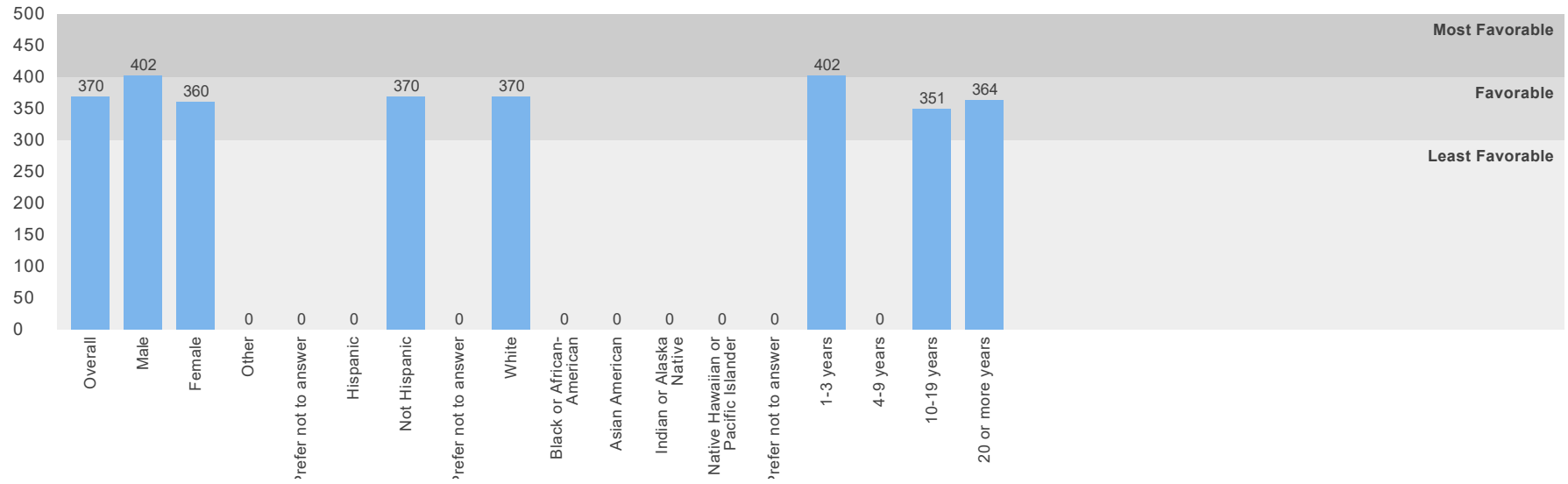
Environment



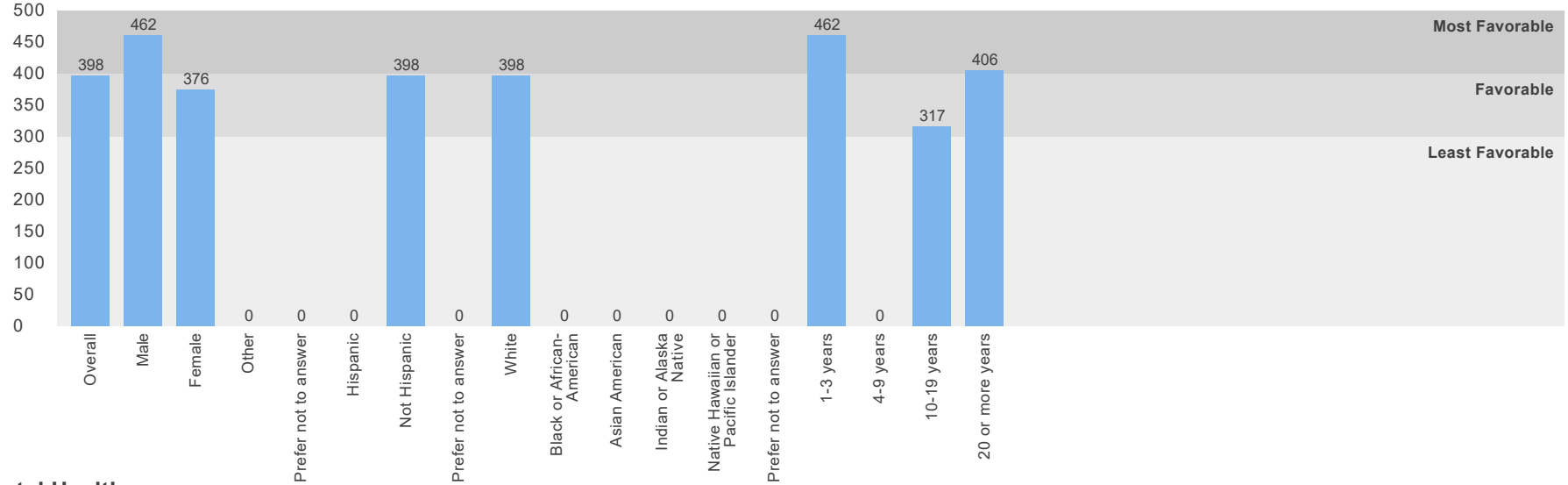
Physical Environment



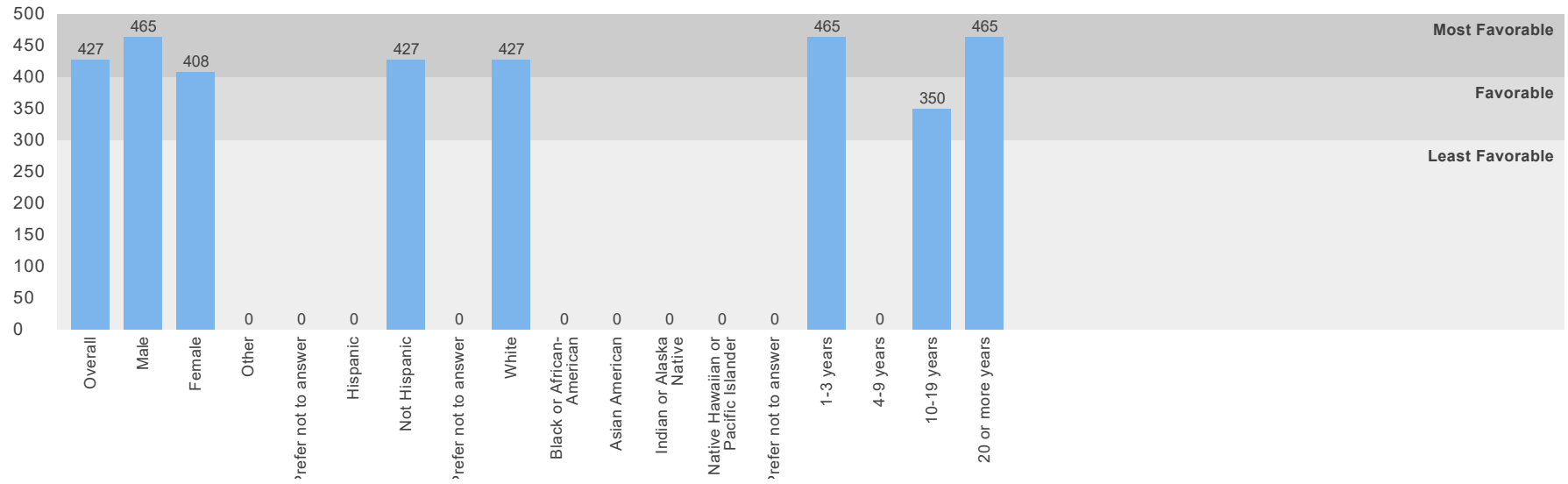
Instruction Environment



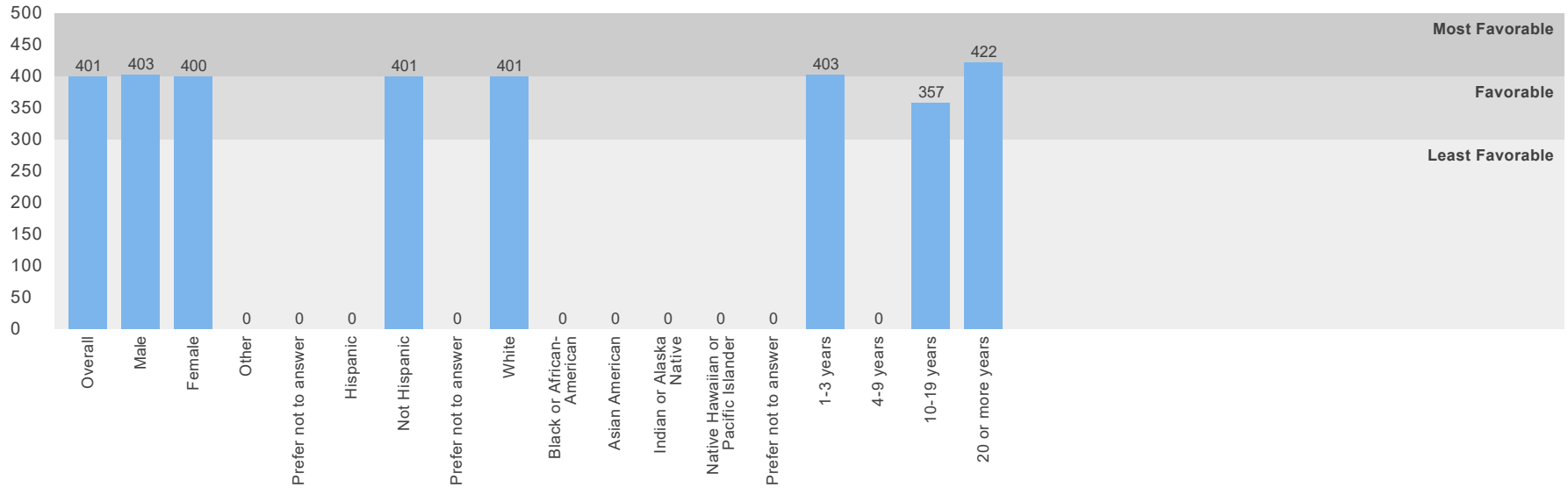
Physical Health



Mental Health



Discipline



Number of Submissions: 4

The top percentage is for this school, the bottom is for the district

	Male	Female	Other	Prefer not to answer
Are you male or female?	25%	75%	0%	0%
	23%	71%	1%	5%

	Hispanic	Not Hispanic	Prefer not to answer
Are you of Hispanic or Latino origin?	0%	100%	0%
	3%	88%	9%

	White	Black or African-American	Asian American	Indian or Alaska Native	Native Hawaiian or Pacific Islander	Prefer not to answer

What is your race?	100% 89%	0% 3%	0% 3%	0% 1%	0% 2%	0% 8%
--------------------	-------------	----------	----------	----------	----------	----------

	1-3 years	4-9 years	10-19 years	20 or more years
How many years have you been working at this school?	25% 37%	0% 22%	25% 29%	50% 13%

	Strongly Agree	Agree	Disagree	Strongly Disagree
At this school, all students are treated equally, regardless of whether their parents are rich or poor.	25% 36%	75% 55%	0% 7%	0% 2%
This school encourages students to take challenging classes no matter their race, ethnicity, nationality, and/or cultural background (e.g., honor level courses, gifted courses, AP or IB courses).	50% 40%	50% 58%	0% 2%	0% 0%
This school provides instructional materials (e.g., textbooks or handouts) that reflect students' cultural background, ethnicity and identity.	50% 32%	50% 57%	0% 10%	0% 1%
This school emphasizes showing respect for all students' cultural beliefs and practices.	50% 52%	50% 47%	0% 1%	0% 0%
This school provides effective resources and training for teaching students with Individualized Education Programs (IEPs) across different languages and cultures.	50% 36%	50% 50%	0% 13%	0% 2%
This school provides effective supports for students needing alternative modes of communication (e.g., manual signs, communication boards, computer-based devices, picture exchange systems, Braille).	50% 43%	50% 50%	0% 6%	0% 1%
This school helps parents find community supports for their students who need them.	50% 37%	50% 61%	0% 3%	0% 0%
Staff at this school do a good job helping parents to support their children's learning at home.	50% 39%	50% 58%	0% 2%	0% 1%
Staff at this school do a good job helping parents understand when their child needs to learn social and emotional skills.	50% 36%	50% 55%	0% 8%	0% 1%
At this school the staff get along well.	33% 42%	67% 53%	0% 4%	0% 1%

At this school there is a feeling of trust among the staff.	25% 29%	75% 56%	0% 14%	0% 2%
At this school students get along well with the staff.	50% 35%	50% 64%	0% 1%	0% 0%
Administrators ask staff to be involved in making decisions.	25% 26%	50% 51%	25% 17%	0% 5%
Staff at this school have many informal opportunities to influence what happens within the school.	25% 25%	50% 52%	25% 17%	0% 6%
At this school, students are given the opportunity to take part in decision making.	50% 21%	50% 63%	0% 13%	0% 3%
This school provides students with opportunities to take a lead role in organizing programs and activities.	100% 29%	0% 57%	0% 11%	0% 4%
Students are encouraged to get involved in extra-curricular activities.	50% 44%	50% 53%	0% 4%	0% 0%
I feel like I belong.	50% 38%	50% 51%	0% 7%	0% 4%
I feel satisfied with the recognition I get for doing a good job.	50% 36%	50% 38%	0% 20%	0% 7%
I feel comfortable discussing feelings, worries, and frustrations with my supervisor.	50% 41%	50% 45%	0% 7%	0% 7%
This school inspires me to do the very best at my job.	50% 35%	50% 52%	0% 7%	0% 5%
People at this school care about me as a person.	50% 35%	50% 55%	0% 6%	0% 5%
I can manage almost any student behavior problem.	25% 30%	75% 61%	0% 9%	0% 0%
I feel safe at this school.	67% 38%	33% 57%	0% 5%	0% 1%
The following types of problems occur at this school often: Physical conflicts among students.	0% 2%	0% 8%	75% 61%	25% 29%

The following types of problems occur at this school often: robbery or theft.	0% 1%	0% 4%	100% 55%	0% 41%	
The following types of problems occur at this school often: vandalism.	0% 3%	0% 14%	100% 47%	0% 37%	
The following types of problems occur at this school often: student possession of weapons.	0% 1%	0% 0%	75% 38%	25% 61%	
The following types of problems occur at this school often: sexual assault or dating violence.	0% 1%	0% 2%	75% 46%	25% 51%	
The following types of problems occur at this school often: physical abuse of teachers.	0% 1%	0% 2%	75% 46%	25% 51%	
The following types of problems occur at this school often: student verbal abuse of teachers.	0% 1%	0% 12%	75% 57%	25% 30%	
I think that bullying is a frequent problem at this school.	0% 0%	0% 19%	100% 63%	0% 17%	
I think that cyberbullying is a frequent problem among students at this school.	0% 4%	0% 26%	100% 48%	0% 22%	
Staff at this school always stop bullying when they see it.	0% 28%	100% 59%	0% 10%	0% 3%	
Staff at this school are teased or picked on about their race or ethnicity.	0% 1%	0% 3%	75% 46%	25% 51%	
Staff at this school are teased or picked on about their cultural background or religion.	0% 1%	0% 3%	75% 43%	25% 53%	
Staff at this school are teased or picked on about their physical or mental disability.	0% 1%	0% 3%	75% 42%	25% 54%	
Staff at this school are teased or picked on about their sexuality.	0% 1%	0% 4%	75% 43%	25% 53%	
		Not a Problem	Small Problem	Somewhat a Problem	Large Problem
At this school, how much of a problem is student drug use?	25% 52%	75% 29%	0% 15%	0% 5%	

At this school, how much of a problem is student use of electronic cigarettes?	25% 51%	50% 21%	25% 20%	0% 7%
At this school, how much of a problem is student use of tobacco (e.g., cigarettes, chew, cigars)?	25% 60%	75% 27%	0% 10%	0% 3%
At this school, how much of a problem is student alcohol use?	25% 57%	75% 25%	0% 15%	0% 3%

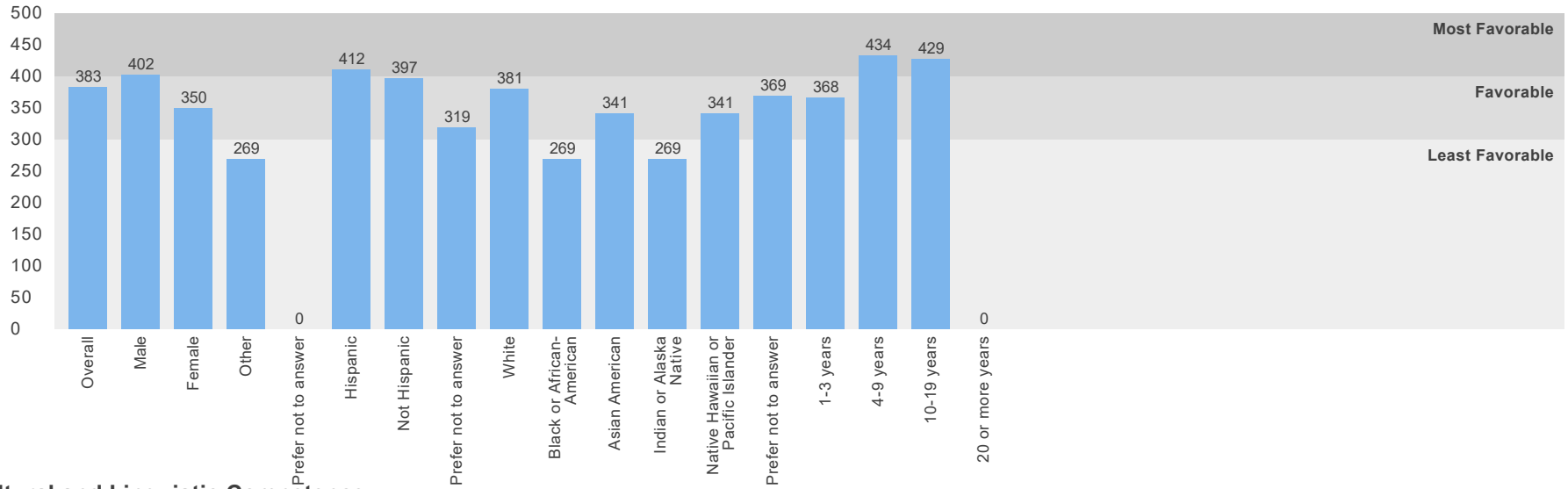
	Strongly Agree	Agree	Disagree	Strongly Disagree
This school collaborates well with community organizations to help address youth substance use problems.	25% 19%	75% 65%	0% 15%	0% 1%
This school has adequate resources to address substance use prevention.	25% 19%	75% 71%	0% 10%	0% 1%
At this school, first-time violations of alcohol or other drug policies are punished by at least an out-of-school suspension.	0% 14%	100% 68%	0% 13%	0% 4%
This school has programs, resources, and/or policies to prevent substance abuse.	0% 16%	100% 71%	0% 13%	0% 1%
This school has programs that address substance use among students.	0% 15%	100% 70%	0% 15%	0% 1%
I know what to do if there is an emergency, natural disaster (tornado, flood) or a dangerous situation (e.g., violent person on campus) during the school day.	50% 35%	25% 61%	25% 4%	0% 1%
This school has a written plan that describes procedures to be performed in shootings.	50% 35%	50% 59%	0% 3%	0% 3%
This school has a written plan that clearly describes procedures to be performed in natural disasters (e.g., earthquakes or tornadoes).	33% 34%	67% 60%	0% 5%	0% 1%
This school or school district provides effective training in safety procedures to staff (e.g., lockdown training or fire drills).	50% 35%	50% 59%	0% 5%	0% 1%
My work is hindered by poor heating, cooling, and/or lighting systems at this school.	0% 6%	0% 17%	50% 50%	50% 28%
My work is hindered by insufficient workspace at this school.	0% 0%	0% 8%	50% 61%	50% 31%

My work is hindered by a lack of materials and basic supplies at this school.	0% 0%	0% 1%	50% 61%	50% 38%
My work is hindered by inadequate or outdated equipment or facilities at this school.	0% 1%	0% 4%	50% 57%	50% 38%
This school looks clean and pleasant.	50% 39%	25% 56%	25% 5%	0% 1%
This school is an inviting work environment.	50% 40%	50% 53%	0% 6%	0% 2%
Staff at this school feel responsible to help each other do their best.	25% 32%	75% 62%	0% 6%	0% 1%
Staff at this school feel responsible when students at this school fail.	0% 23%	100% 66%	0% 10%	0% 1%
The programs and resources at this school are adequate to support students with special needs or disabilities.	25% 33%	75% 50%	0% 13%	0% 4%
Staff at this school feel that it is a part of their job to prepare students to succeed in college.	25% 30%	75% 60%	0% 10%	0% 1%
Staff at this school expect students to do their best all the time.	25% 31%	75% 66%	0% 2%	0% 1%
This school provides the materials, resources, and training necessary for me to support students' physical health and nutrition.	100% 25%	0% 66%	0% 7%	0% 2%
This school places a priority on making healthy food choices.	50% 23%	50% 57%	0% 17%	0% 4%
This school places a priority on students' health needs.	50% 28%	50% 64%	0% 7%	0% 1%
This school places a priority on students' physical activity.	50% 30%	25% 64%	25% 4%	0% 2%
This school places a priority on addressing students' mental health needs.	50% 36%	50% 56%	0% 7%	0% 1%
This school places a priority on teaching students strategies to manage their stress levels.	67% 29%	33% 60%	0% 8%	0% 2%
This school provides the materials, resources, and training necessary for me to support students'	67%	33%	0%	0%

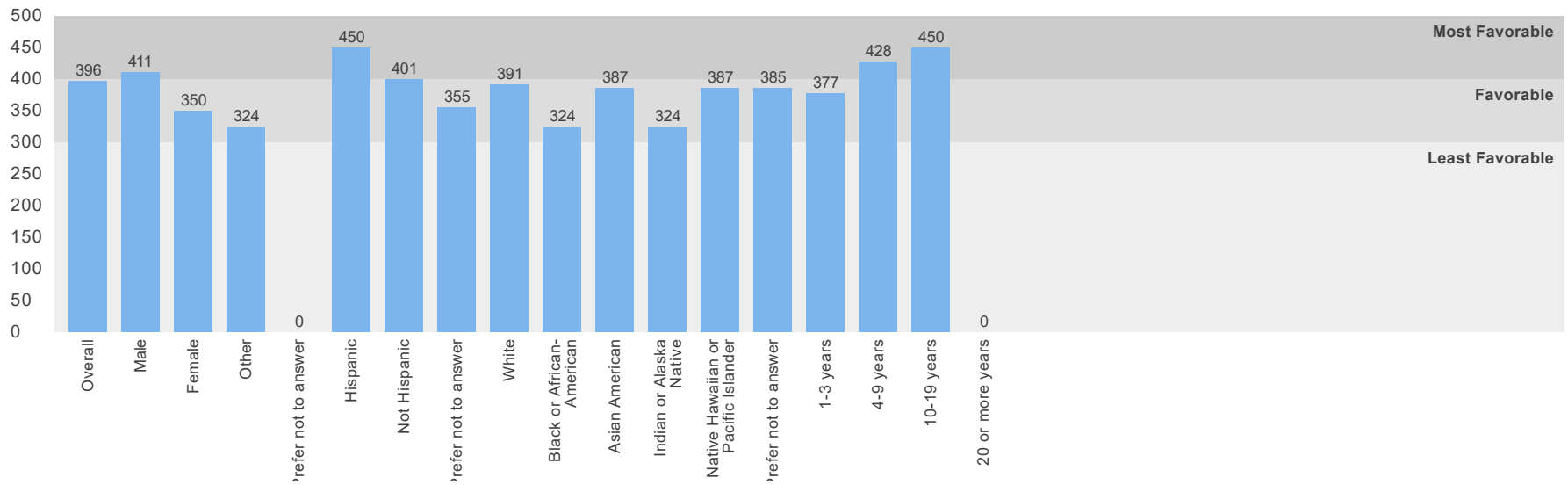
social or emotional needs.	26%	62%	11%	1%
This school provides quality counseling or other services to help students with social or emotional needs.	67% 39%	33% 55%	0% 6%	0% 1%
Staff at this school are clearly informed about school policies and procedures.	50% 24%	50% 67%	0% 8%	0% 1%
Staff at this school recognize students for positive behavior.	50% 48%	50% 51%	0% 1%	0% 0%
Staff at this school encourage students to think about how their actions affect others.	50% 41%	50% 57%	0% 1%	0% 1%
School rules are applied equally to all students.	25% 30%	75% 51%	0% 15%	0% 5%
Discipline is fair.	25% 25%	75% 55%	0% 17%	0% 4%
Staff at this school help students develop strategies to understand and control their feelings and actions.	25% 30%	75% 68%	0% 2%	0% 1%
This school effectively handles student discipline and behavior problems.	25% 26%	75% 55%	0% 15%	0% 4%
Staff at this school work together to ensure an orderly environment.	50% 34%	50% 61%	0% 3%	0% 2%

District Wide Scale Scores by Demographic

Engagement

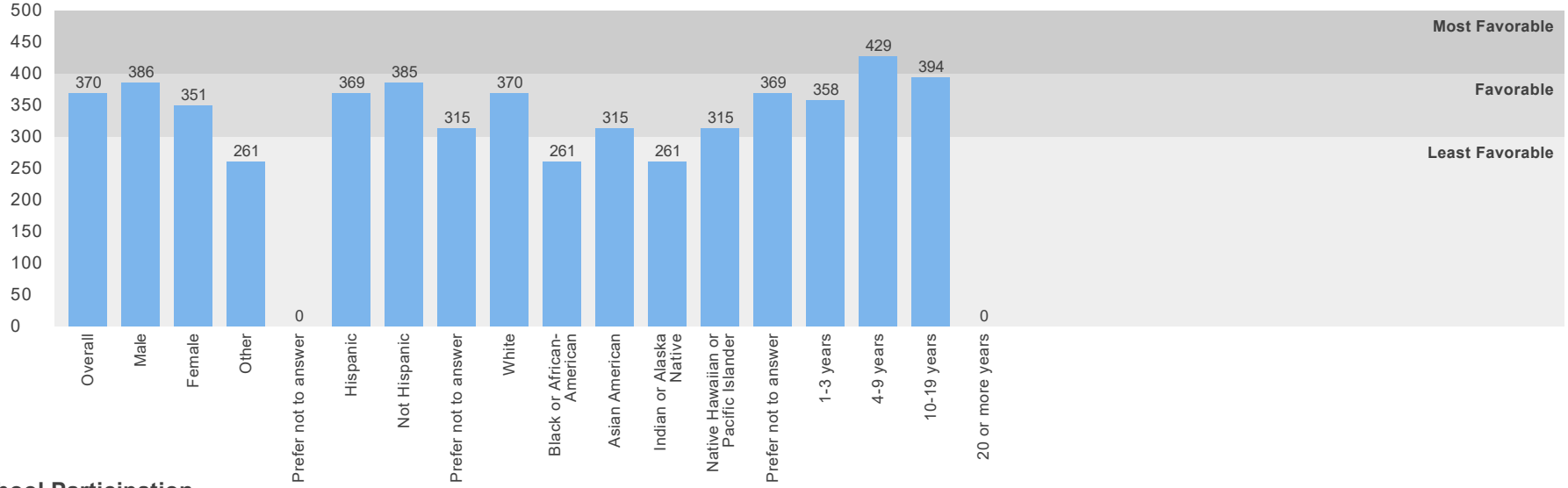


Cultural and Linguistic Competence

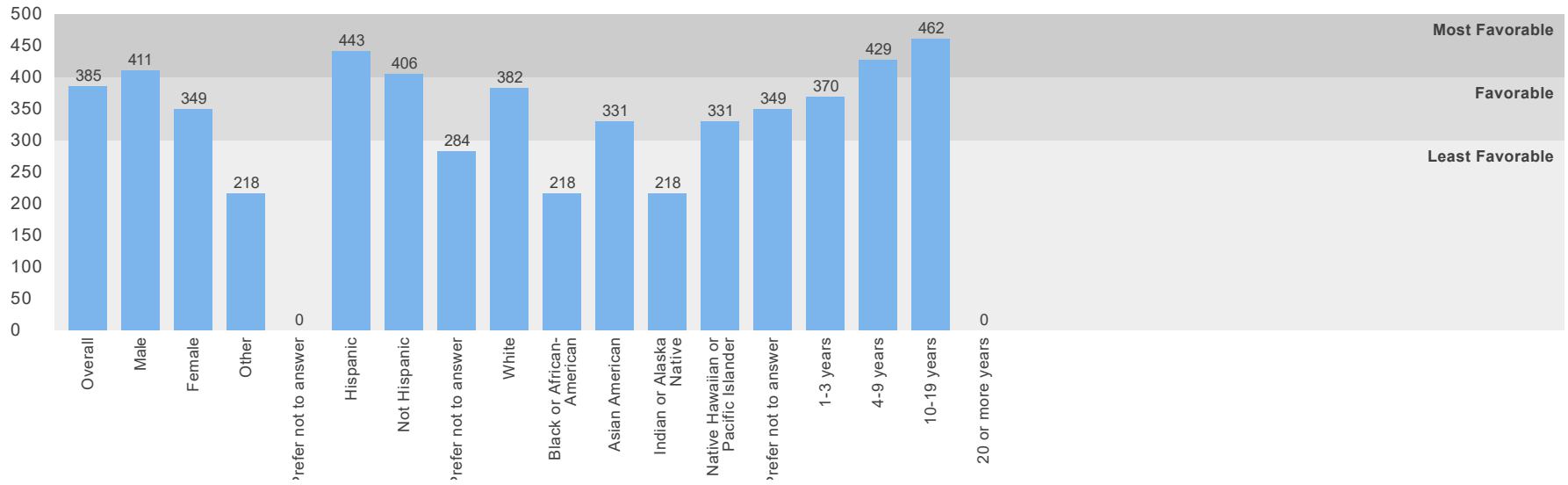


Relationships

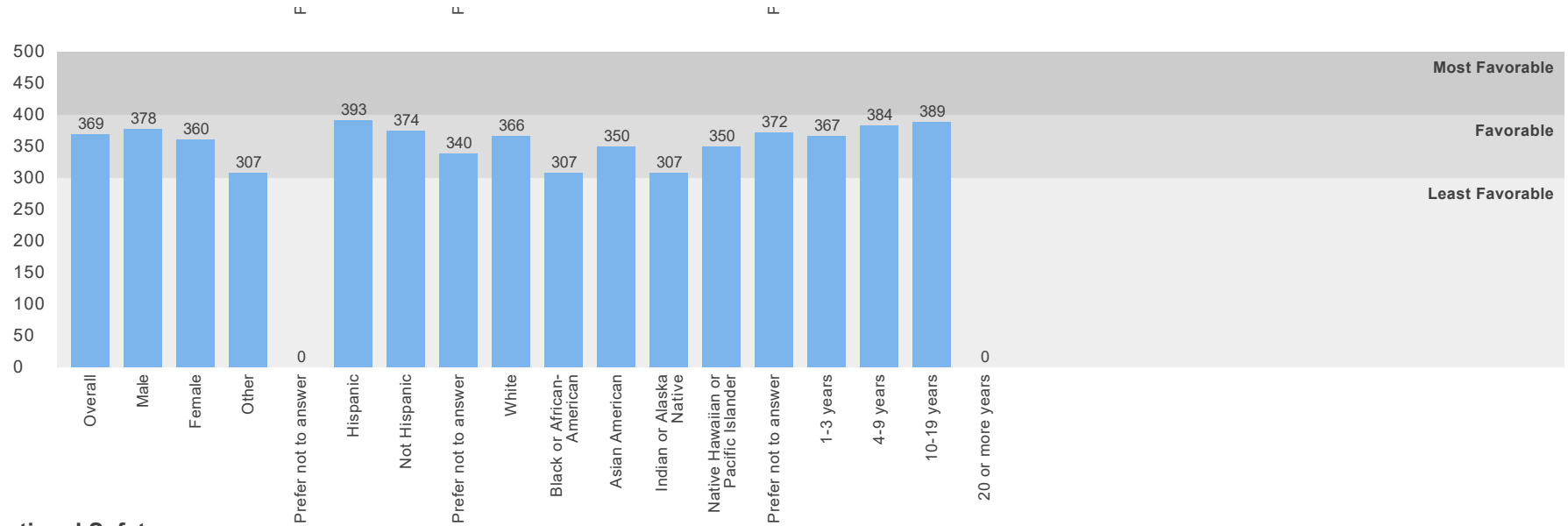
F F F



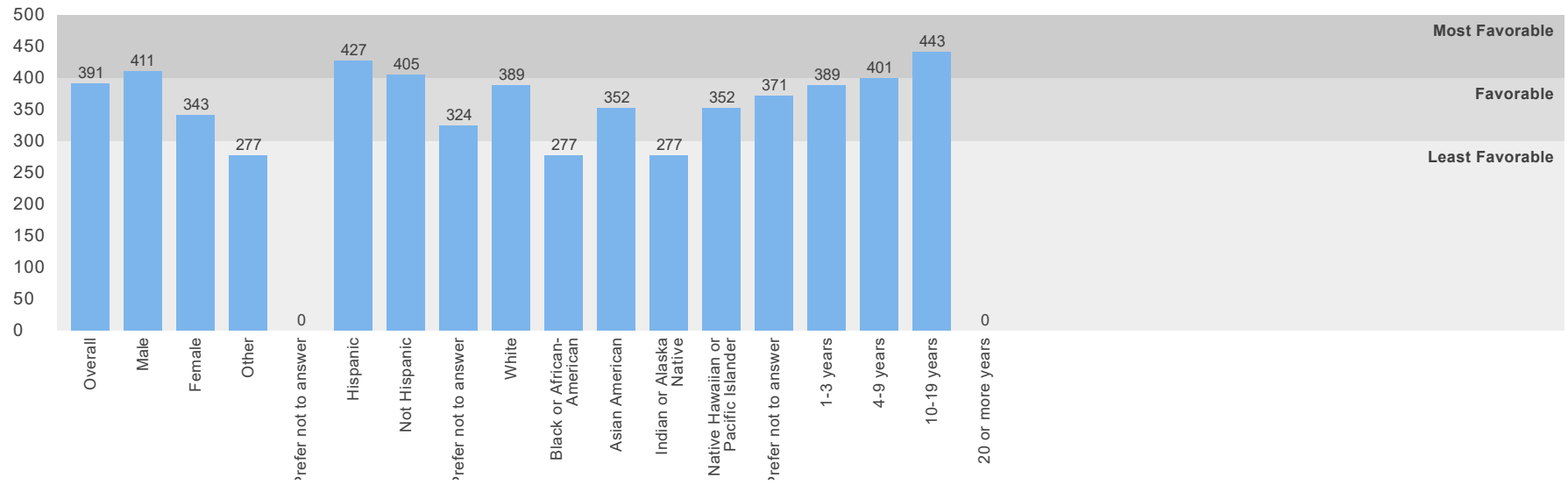
School Participation



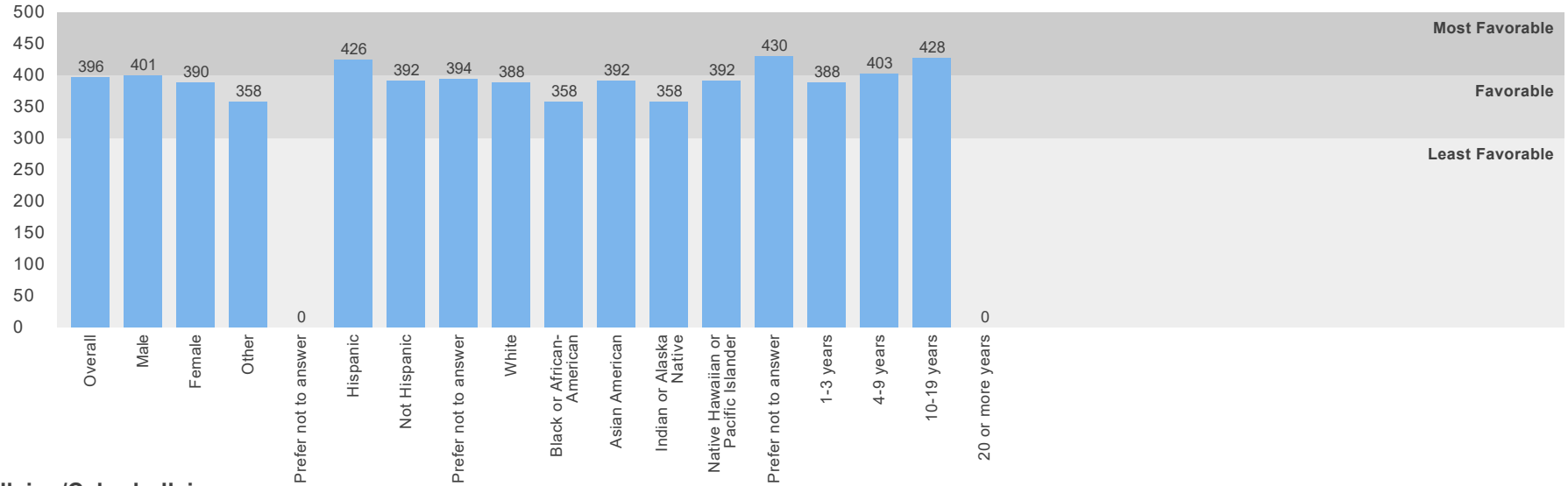
Safety



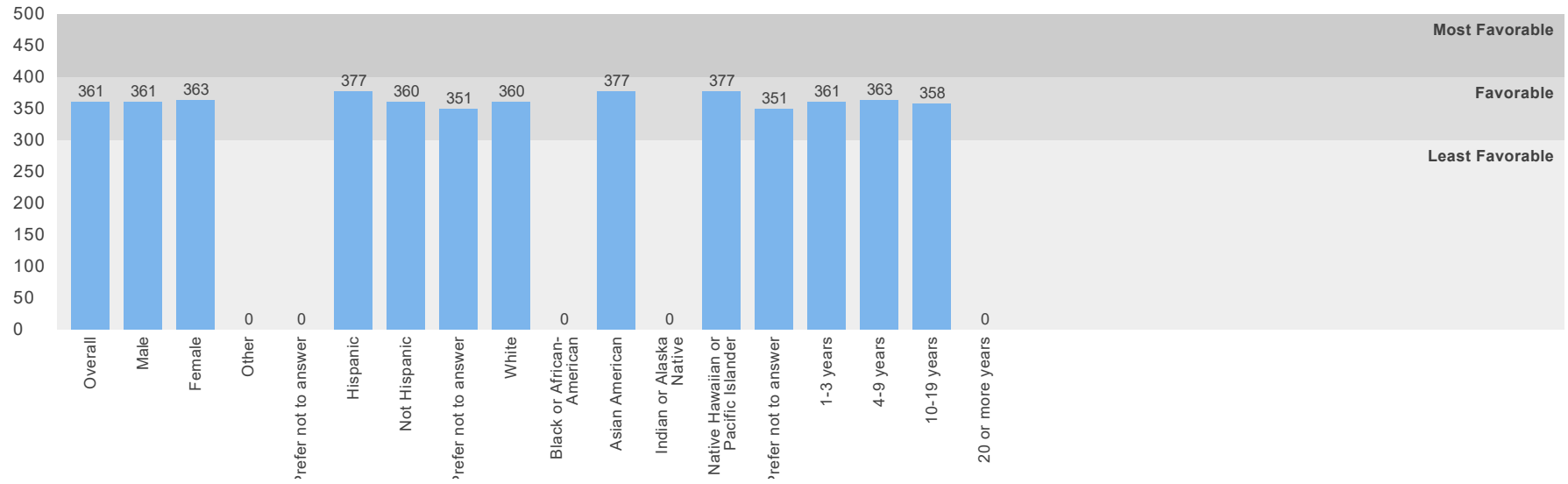
Emotional Safety



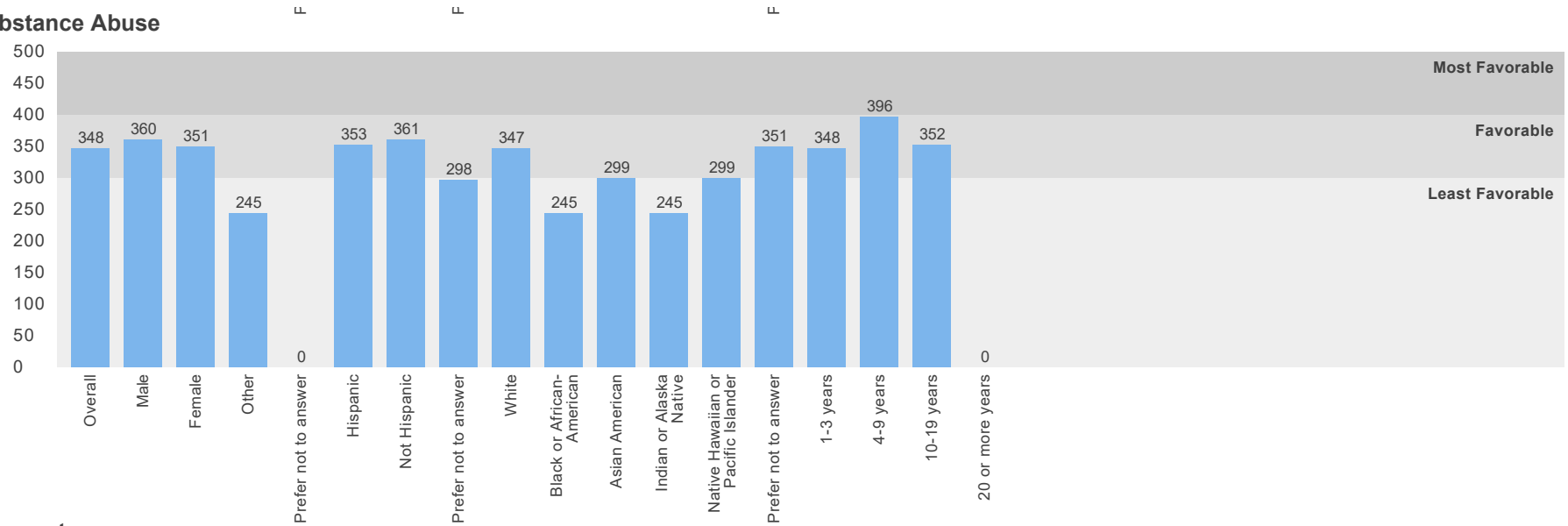
Physical Safety



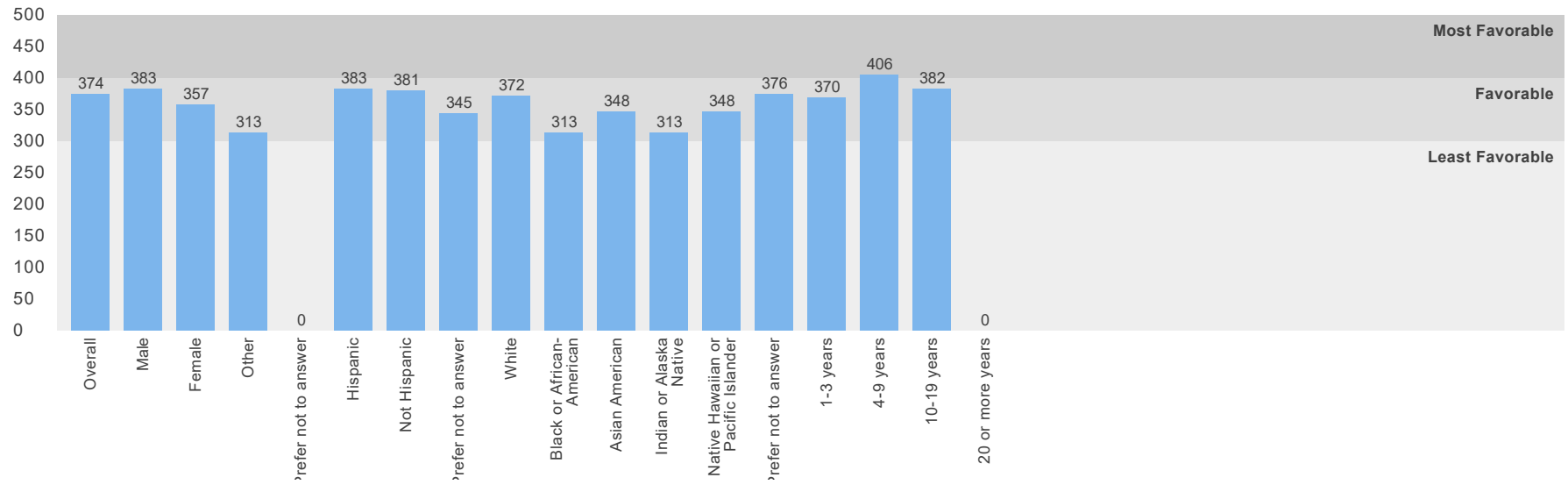
Bullying/Cyberbullying



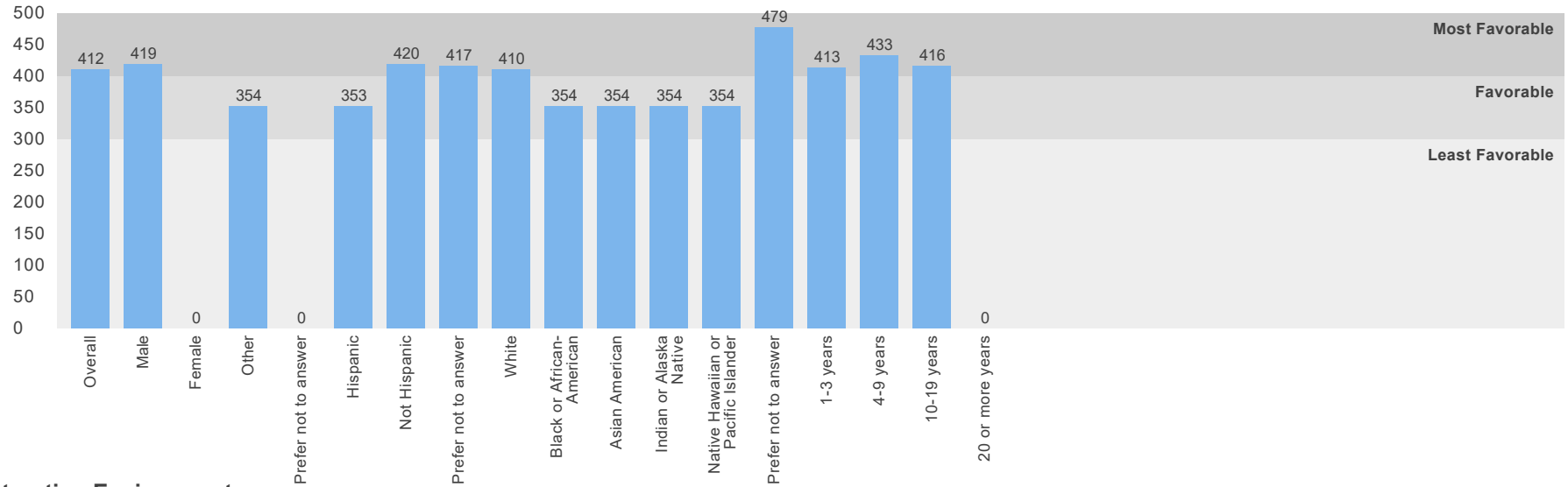
Substance Abuse



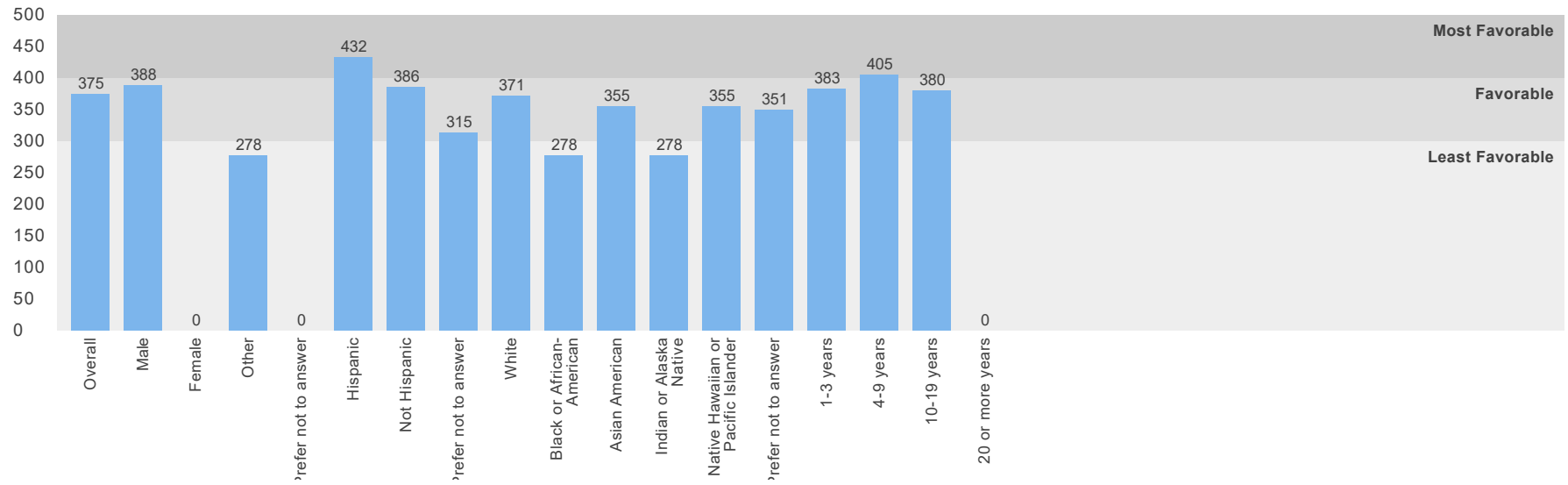
Environment



Physical Environment

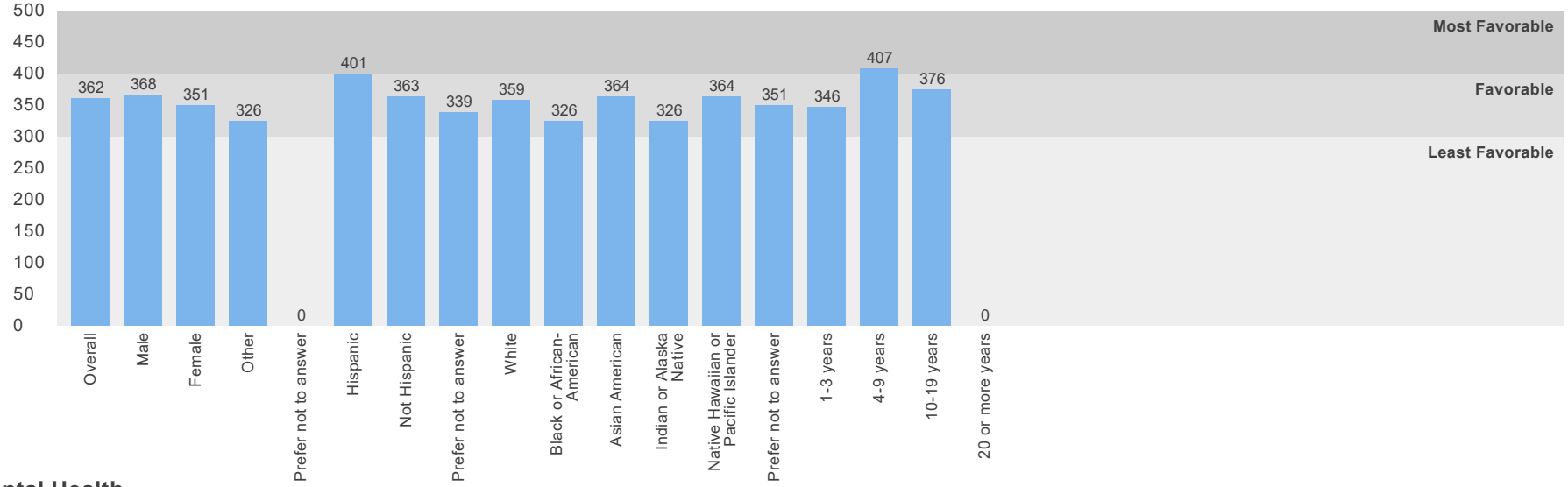


Instruction Environment

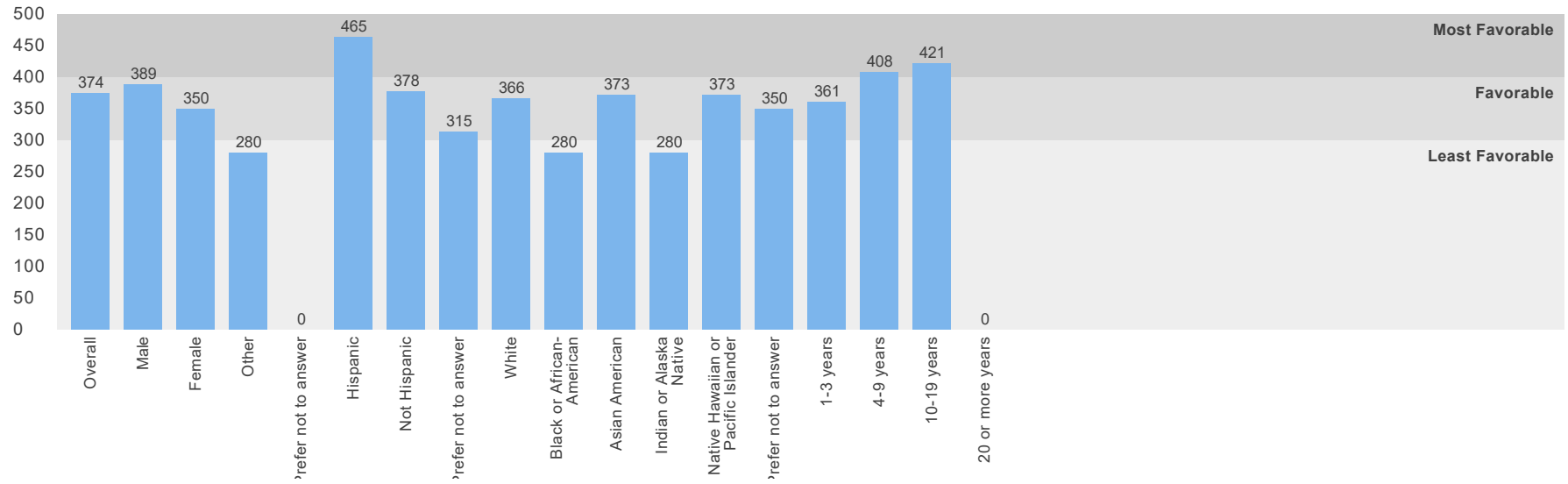


Physical Health

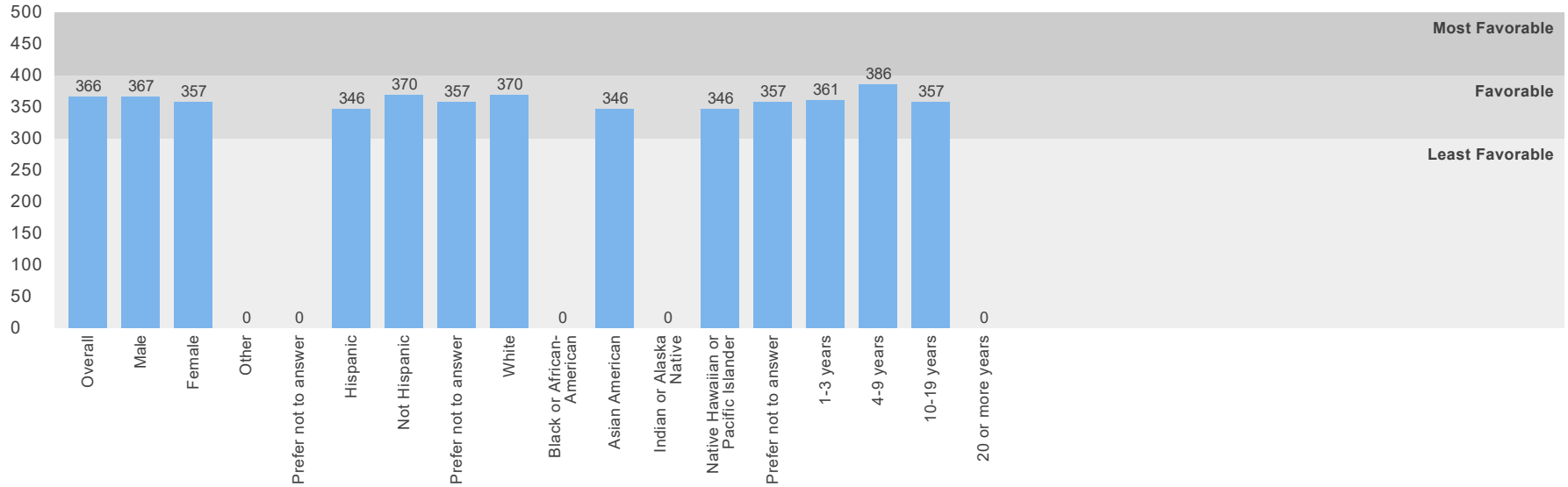
F F F



Mental Health



Discipline



Number of Submissions: 10

The top percentage is for this school, the bottom is for the district

	Male	Female	Other	Prefer not to answer
Are you male or female?	80%	10%	10%	0%
	23%	71%	1%	5%

	Hispanic	Not Hispanic	Prefer not to answer
Are you of Hispanic or Latino origin?	10%	70%	20%
	3%	88%	9%

	White	Black or African-American	Asian American	Indian or Alaska Native	Native Hawaiian or Pacific Islander	Prefer not to answer

What is your race?	80% 89%	10% 3%	20% 3%	10% 1%	20% 2%	10% 8%
--------------------	------------	-----------	-----------	-----------	-----------	-----------

	1-3 years	4-9 years	10-19 years	20 or more years
How many years have you been working at this school?	56% 37%	22% 22%	22% 29%	0% 13%

	Strongly Agree	Agree	Disagree	Strongly Disagree
At this school, all students are treated equally, regardless of whether their parents are rich or poor.	40% 36%	60% 55%	0% 7%	0% 2%
This school encourages students to take challenging classes no matter their race, ethnicity, nationality, and/or cultural background (e.g., honor level courses, gifted courses, AP or IB courses).	40% 40%	60% 58%	0% 2%	0% 0%
This school provides instructional materials (e.g., textbooks or handouts) that reflect students' cultural background, ethnicity and identity.	40% 32%	30% 57%	30% 10%	0% 1%
This school emphasizes showing respect for all students' cultural beliefs and practices.	60% 52%	40% 47%	0% 1%	0% 0%
This school provides effective resources and training for teaching students with Individualized Education Programs (IEPs) across different languages and cultures.	33% 36%	56% 50%	11% 13%	0% 2%
This school provides effective supports for students needing alternative modes of communication (e.g., manual signs, communication boards, computer-based devices, picture exchange systems, Braille).	67% 43%	33% 50%	0% 6%	0% 1%
This school helps parents find community supports for their students who need them.	44% 37%	56% 61%	0% 3%	0% 0%
Staff at this school do a good job helping parents to support their children's learning at home.	20% 39%	70% 58%	0% 2%	10% 1%
Staff at this school do a good job helping parents understand when their child needs to learn social and emotional skills.	20% 36%	60% 55%	10% 8%	10% 1%
At this school the staff get along well.	33% 42%	67% 53%	0% 4%	0% 1%

At this school there is a feeling of trust among the staff.	10% 29%	80% 56%	10% 14%	0% 2%
At this school students get along well with the staff.	40% 35%	60% 64%	0% 1%	0% 0%
Administrators ask staff to be involved in making decisions.	40% 26%	50% 51%	0% 17%	10% 5%
Staff at this school have many informal opportunities to influence what happens within the school.	30% 25%	60% 52%	0% 17%	10% 6%
At this school, students are given the opportunity to take part in decision making.	30% 21%	60% 63%	0% 13%	10% 3%
This school provides students with opportunities to take a lead role in organizing programs and activities.	40% 29%	50% 57%	0% 11%	10% 4%
Students are encouraged to get involved in extra-curricular activities.	70% 44%	30% 53%	0% 4%	0% 0%
I feel like I belong.	40% 38%	50% 51%	10% 7%	0% 4%
I feel satisfied with the recognition I get for doing a good job.	56% 36%	44% 38%	0% 20%	0% 7%
I feel comfortable discussing feelings, worries, and frustrations with my supervisor.	50% 41%	40% 45%	0% 7%	10% 7%
This school inspires me to do the very best at my job.	20% 35%	70% 52%	0% 7%	10% 5%
People at this school care about me as a person.	30% 35%	60% 55%	0% 6%	10% 5%
I can manage almost any student behavior problem.	56% 30%	22% 61%	22% 9%	0% 0%
I feel safe at this school.	40% 38%	50% 57%	10% 5%	0% 1%
The following types of problems occur at this school often: Physical conflicts among students.	0% 2%	10% 8%	70% 61%	20% 29%

The following types of problems occur at this school often: robbery or theft.	0% 1%	0% 4%	60% 55%	40% 41%	
The following types of problems occur at this school often: vandalism.	0% 3%	20% 14%	50% 47%	30% 37%	
The following types of problems occur at this school often: student possession of weapons.	0% 1%	0% 0%	44% 38%	56% 61%	
The following types of problems occur at this school often: sexual assault or dating violence.	0% 1%	10% 2%	50% 46%	40% 51%	
The following types of problems occur at this school often: physical abuse of teachers.	0% 1%	0% 2%	40% 46%	60% 51%	
The following types of problems occur at this school often: student verbal abuse of teachers.	0% 1%	0% 12%	80% 57%	20% 30%	
I think that bullying is a frequent problem at this school.	0% 0%	10% 19%	90% 63%	0% 17%	
I think that cyberbullying is a frequent problem among students at this school.	0% 4%	40% 26%	60% 48%	0% 22%	
Staff at this school always stop bullying when they see it.	0% 28%	67% 59%	33% 10%	0% 3%	
Staff at this school are teased or picked on about their race or ethnicity.	0% 1%	0% 3%	89% 46%	11% 51%	
Staff at this school are teased or picked on about their cultural background or religion.	0% 1%	0% 3%	89% 43%	11% 53%	
Staff at this school are teased or picked on about their physical or mental disability.	0% 1%	0% 3%	78% 42%	22% 54%	
Staff at this school are teased or picked on about their sexuality.	0% 1%	0% 4%	78% 43%	22% 53%	
		Not a Problem	Small Problem	Somewhat a Problem	Large Problem
At this school, how much of a problem is student drug use?	20% 52%	60% 29%	10% 15%	10% 5%	

At this school, how much of a problem is student use of electronic cigarettes?	20% 51%	40% 21%	30% 20%	10% 7%
At this school, how much of a problem is student use of tobacco (e.g., cigarettes, chew, cigars)?	50% 60%	30% 27%	20% 10%	0% 3%
At this school, how much of a problem is student alcohol use?	30% 57%	50% 25%	20% 15%	0% 3%

	Strongly Agree	Agree	Disagree	Strongly Disagree
This school collaborates well with community organizations to help address youth substance use problems.	0% 19%	90% 65%	0% 15%	10% 1%
This school has adequate resources to address substance use prevention.	10% 19%	80% 71%	0% 10%	10% 1%
At this school, first-time violations of alcohol or other drug policies are punished by at least an out-of-school suspension.	13% 14%	63% 68%	13% 13%	13% 4%
This school has programs, resources, and/or policies to prevent substance abuse.	10% 16%	80% 71%	10% 13%	0% 1%
This school has programs that address substance use among students.	10% 15%	80% 70%	10% 15%	0% 1%
I know what to do if there is an emergency, natural disaster (tornado, flood) or a dangerous situation (e.g., violent person on campus) during the school day.	30% 35%	60% 61%	10% 4%	0% 1%
This school has a written plan that describes procedures to be performed in shootings.	40% 35%	60% 59%	0% 3%	0% 3%
This school has a written plan that clearly describes procedures to be performed in natural disasters (e.g., earthquakes or tornadoes).	40% 34%	50% 60%	10% 5%	0% 1%
This school or school district provides effective training in safety procedures to staff (e.g., lockdown training or fire drills).	30% 35%	70% 59%	0% 5%	0% 1%
My work is hindered by poor heating, cooling, and/or lighting systems at this school.	10% 6%	0% 17%	50% 50%	40% 28%
My work is hindered by insufficient workspace at this school.	0% 0%	13% 8%	50% 61%	38% 31%

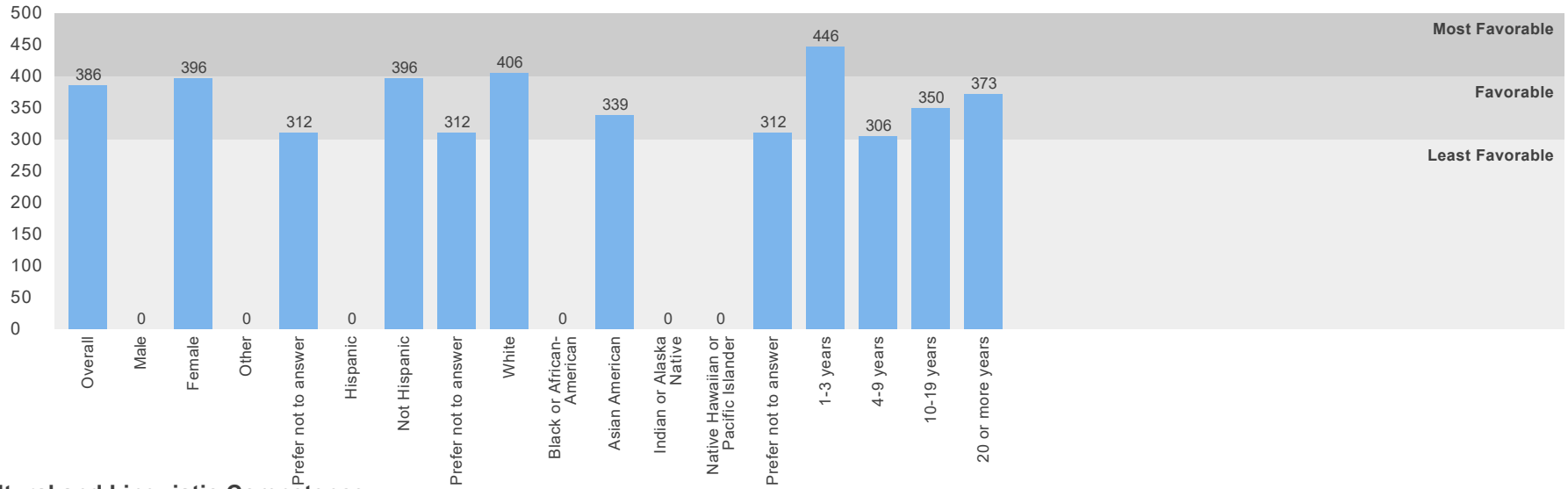
My work is hindered by a lack of materials and basic supplies at this school.	0% 0%	0% 1%	56% 61%	44% 38%
My work is hindered by inadequate or outdated equipment or facilities at this school.	0% 1%	0% 4%	44% 57%	56% 38%
This school looks clean and pleasant.	89% 39%	11% 56%	0% 5%	0% 1%
This school is an inviting work environment.	75% 40%	25% 53%	0% 6%	0% 2%
Staff at this school feel responsible to help each other do their best.	13% 32%	88% 62%	0% 6%	0% 1%
Staff at this school feel responsible when students at this school fail.	11% 23%	67% 66%	11% 10%	11% 1%
The programs and resources at this school are adequate to support students with special needs or disabilities.	44% 33%	44% 50%	11% 13%	0% 4%
Staff at this school feel that it is a part of their job to prepare students to succeed in college.	67% 30%	33% 60%	0% 10%	0% 1%
Staff at this school expect students to do their best all the time.	33% 31%	67% 66%	0% 2%	0% 1%
This school provides the materials, resources, and training necessary for me to support students' physical health and nutrition.	10% 25%	90% 66%	0% 7%	0% 2%
This school places a priority on making healthy food choices.	20% 23%	60% 57%	20% 17%	0% 4%
This school places a priority on students' health needs.	20% 28%	80% 64%	0% 7%	0% 1%
This school places a priority on students' physical activity.	10% 30%	90% 64%	0% 4%	0% 2%
This school places a priority on addressing students' mental health needs.	30% 36%	70% 56%	0% 7%	0% 1%
This school places a priority on teaching students strategies to manage their stress levels.	20% 29%	60% 60%	10% 8%	10% 2%
This school provides the materials, resources, and training necessary for me to support students'	30%	60%	10%	0%

social or emotional needs.	26%	62%	11%	1%
This school provides quality counseling or other services to help students with social or emotional needs.	40% 39%	50% 55%	10% 6%	0% 1%
Staff at this school are clearly informed about school policies and procedures.	22% 24%	67% 67%	11% 8%	0% 1%
Staff at this school recognize students for positive behavior.	33% 48%	67% 51%	0% 1%	0% 0%
Staff at this school encourage students to think about how their actions affect others.	22% 41%	78% 57%	0% 1%	0% 1%
School rules are applied equally to all students.	0% 30%	90% 51%	10% 15%	0% 5%
Discipline is fair.	0% 25%	100% 55%	0% 17%	0% 4%
Staff at this school help students develop strategies to understand and control their feelings and actions.	10% 30%	80% 68%	10% 2%	0% 1%
This school effectively handles student discipline and behavior problems.	0% 26%	89% 55%	11% 15%	0% 4%
Staff at this school work together to ensure an orderly environment.	22% 34%	78% 61%	0% 3%	0% 2%

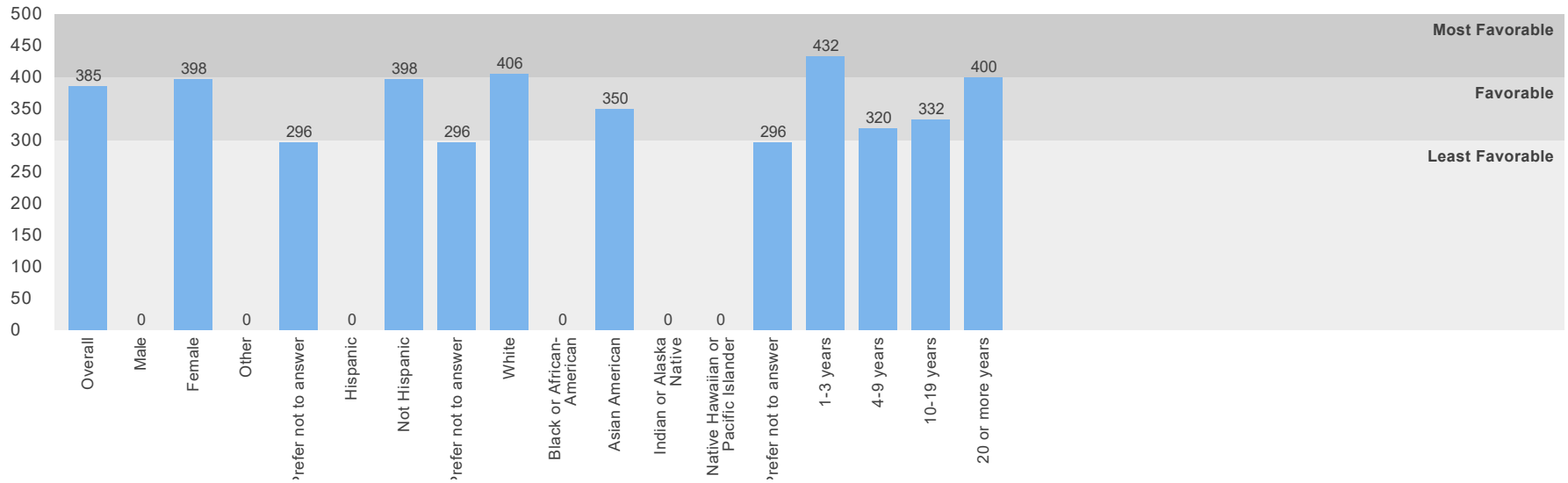
EAGLE ES

Scale Scores by Demographic

Engagement



Cultural and Linguistic Competence

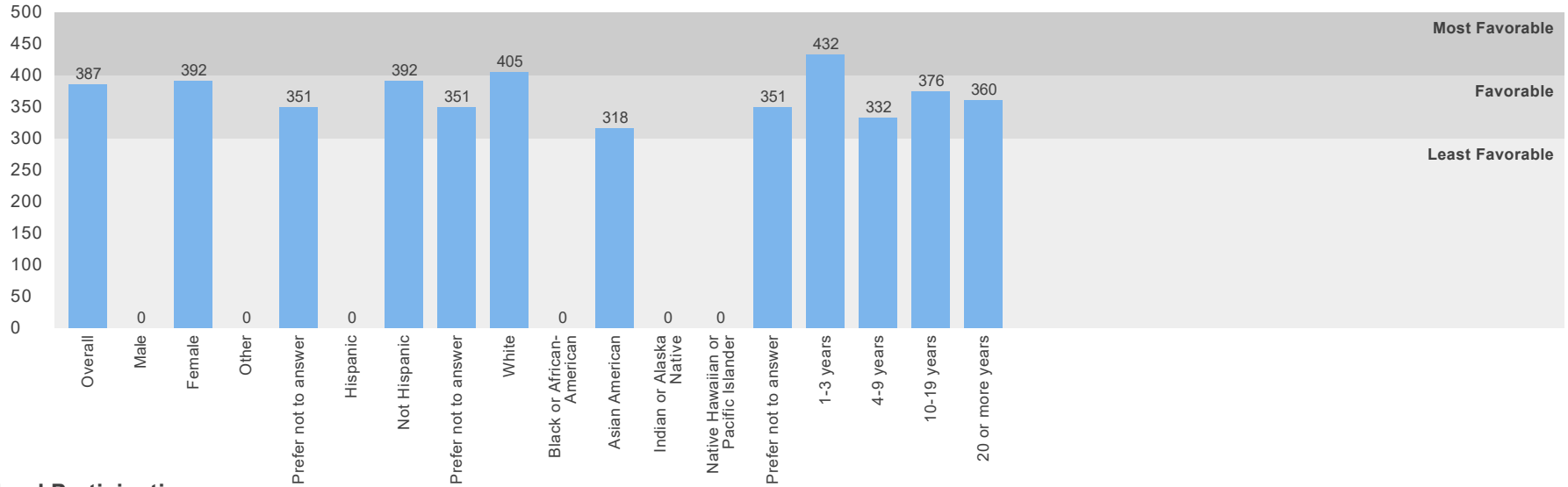


Relationships

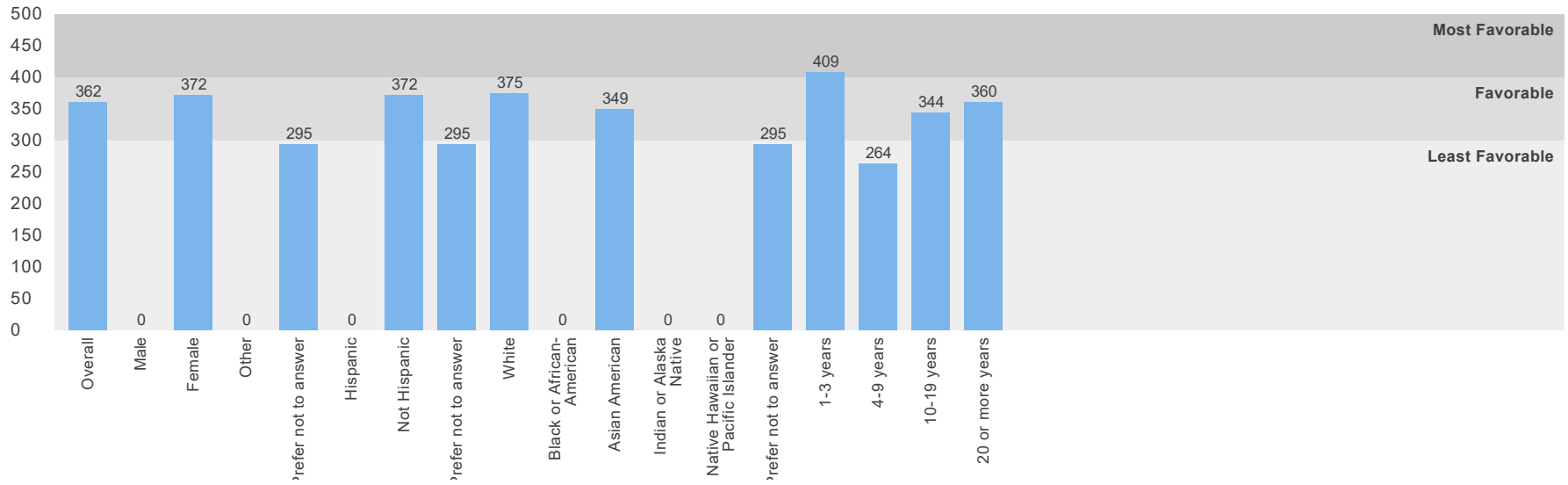
F

F

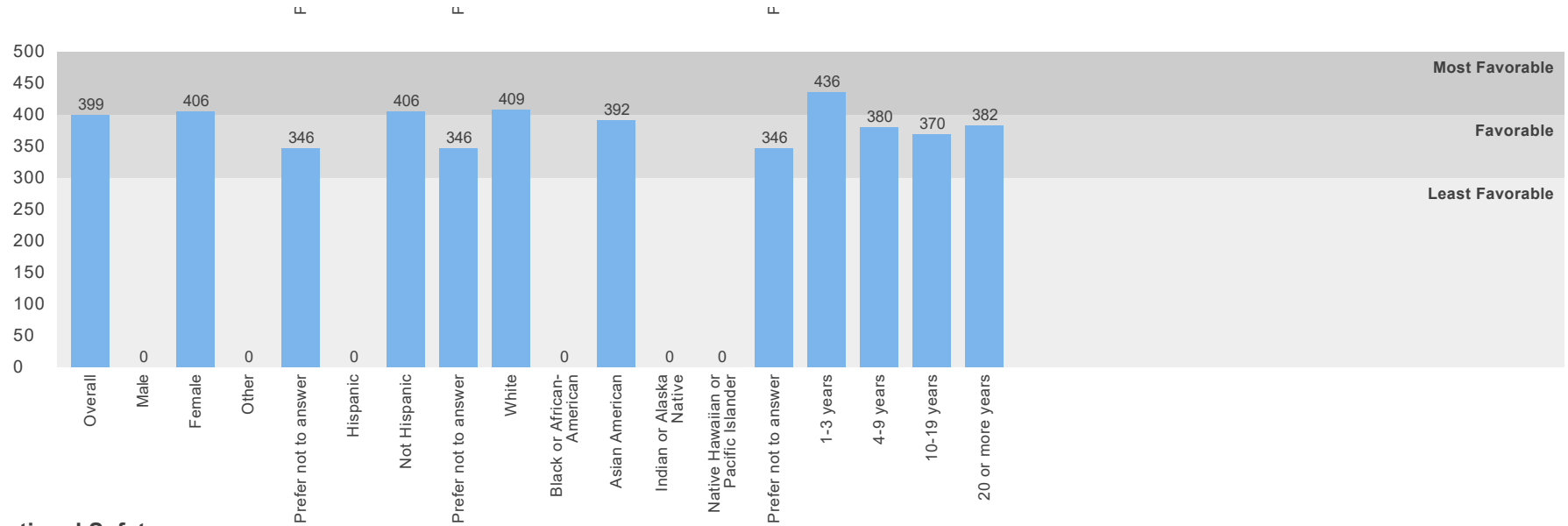
F



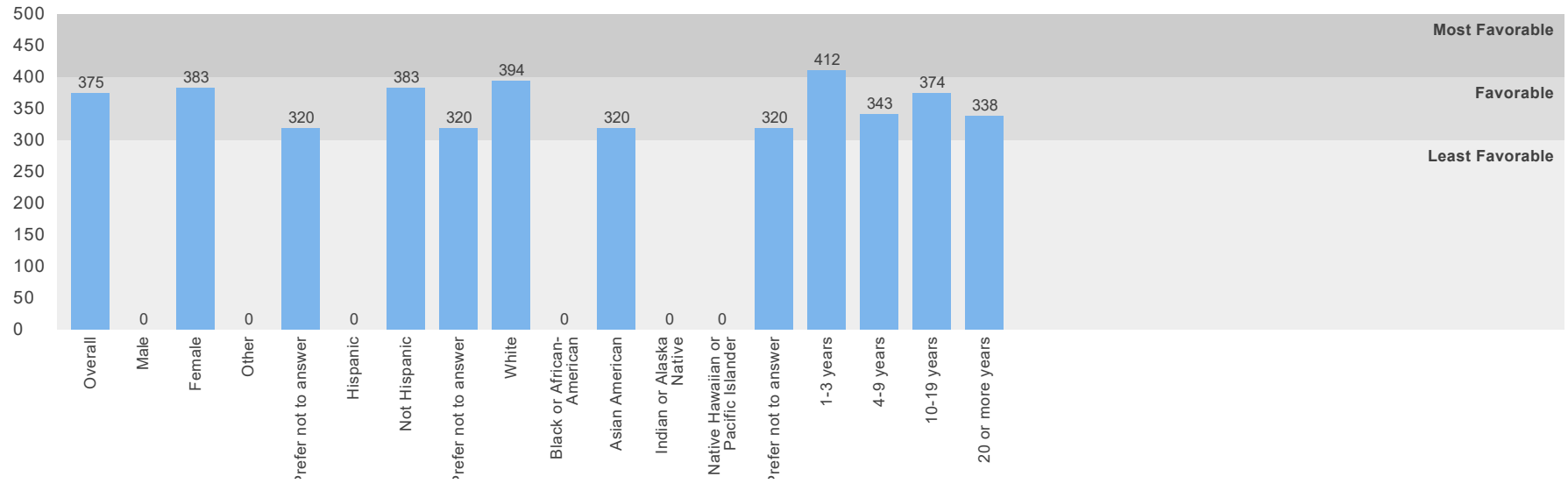
School Participation



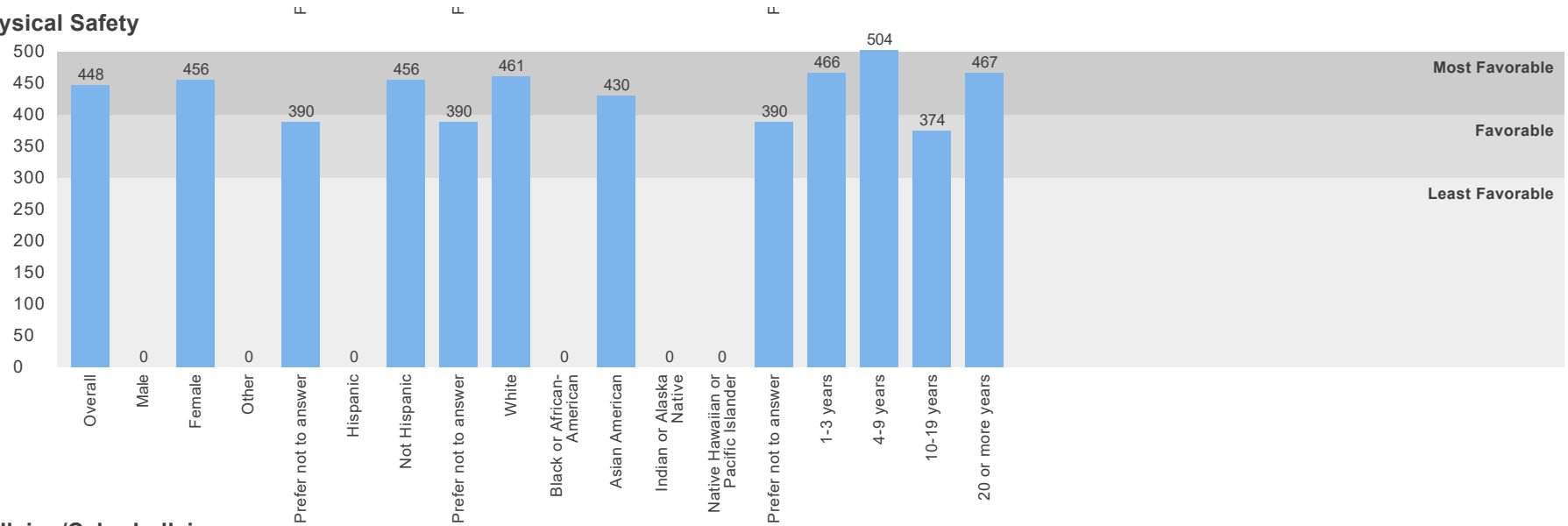
Safety



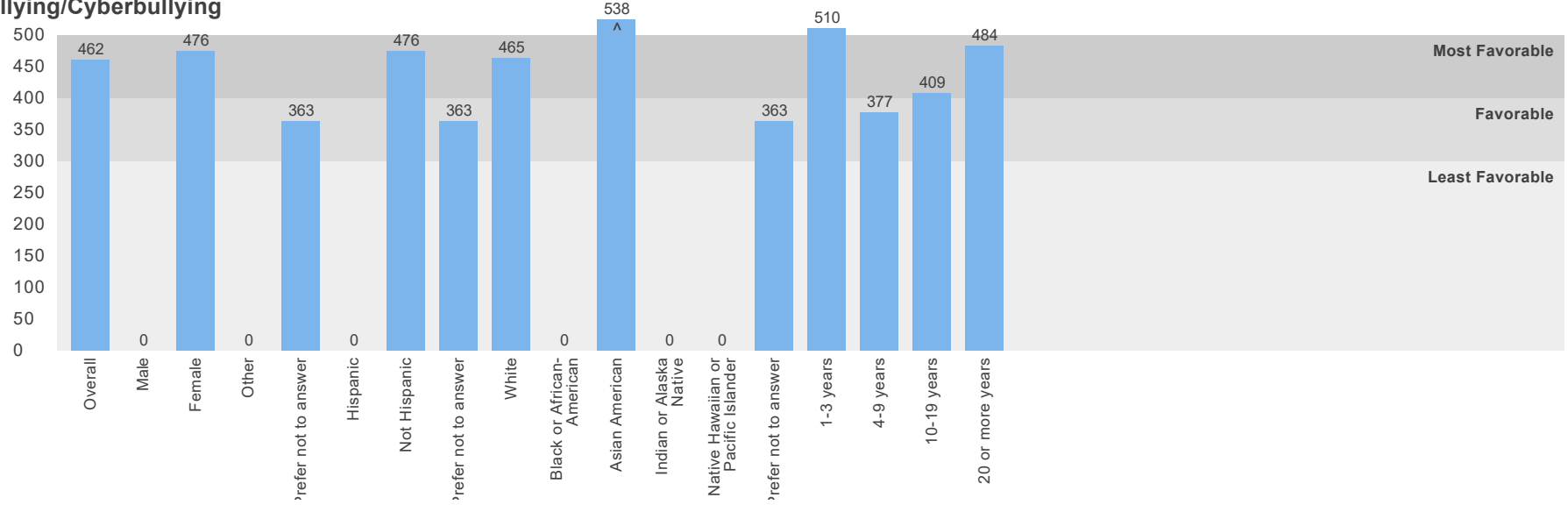
Emotional Safety



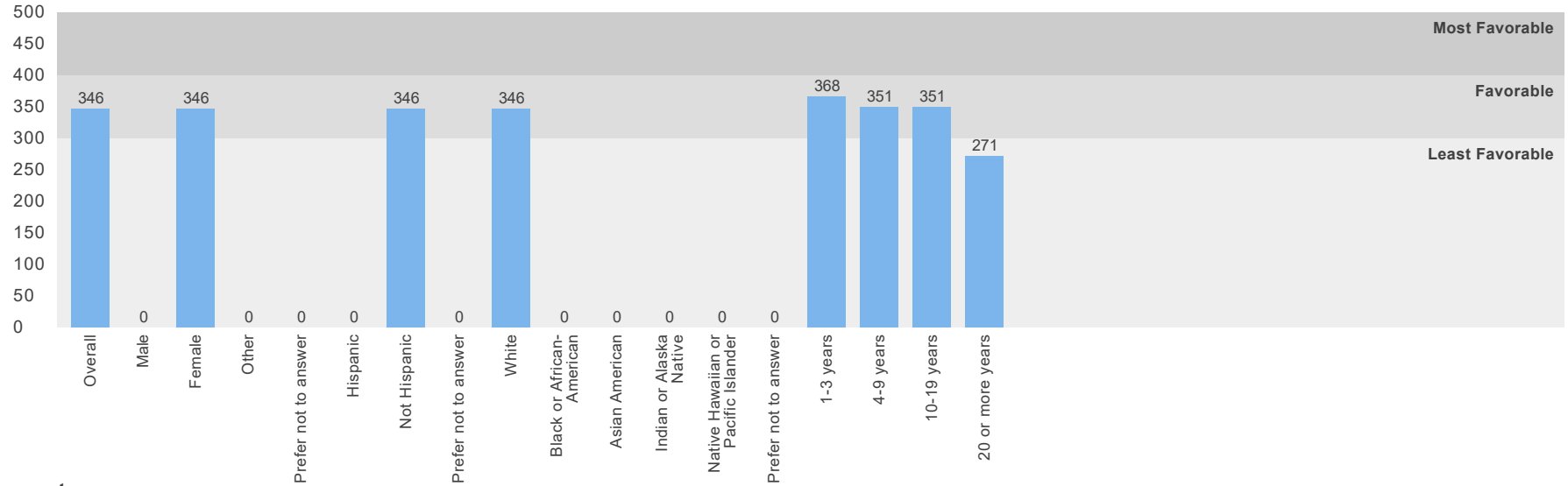
Physical Safety



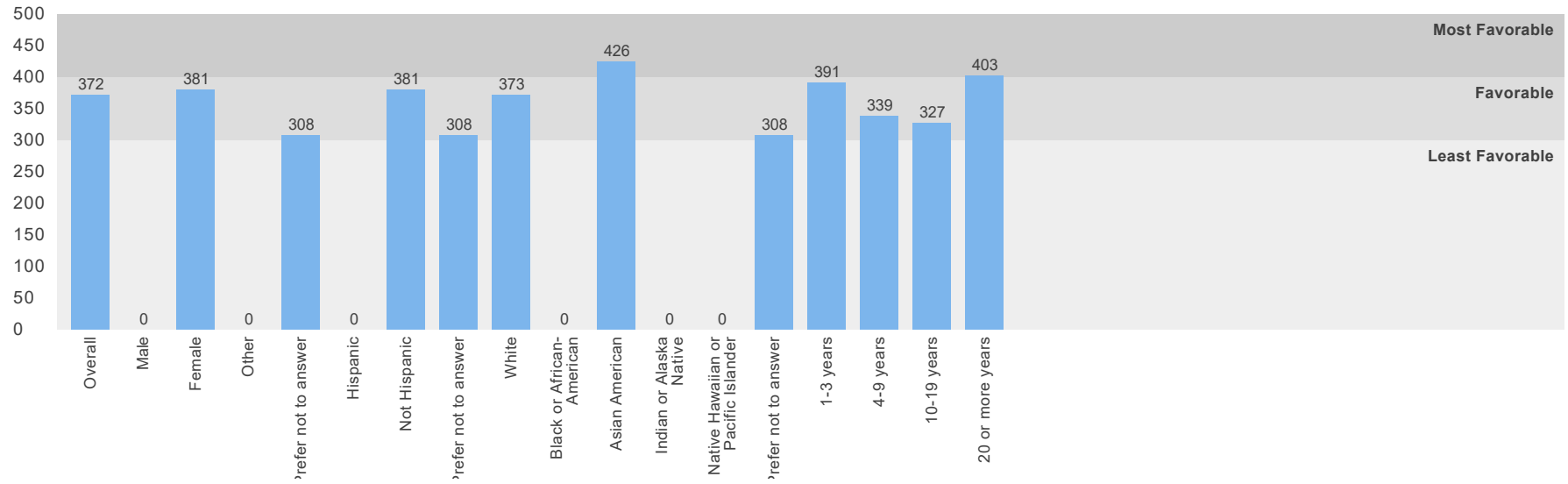
Bullying/Cyberbullying



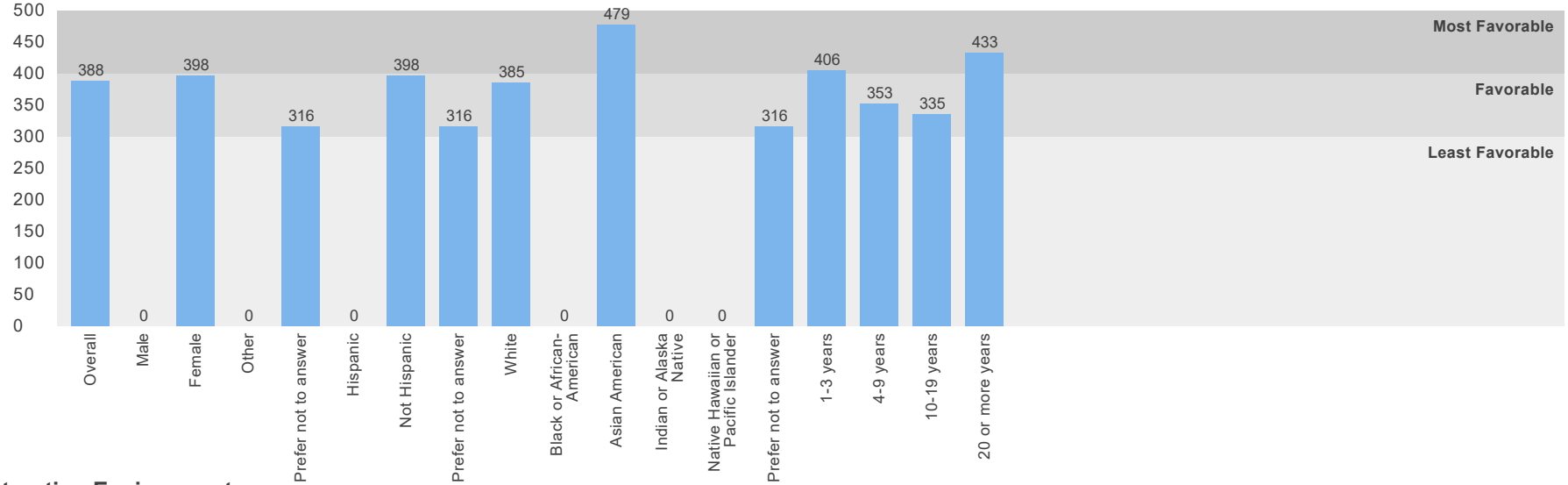
Substance Abuse



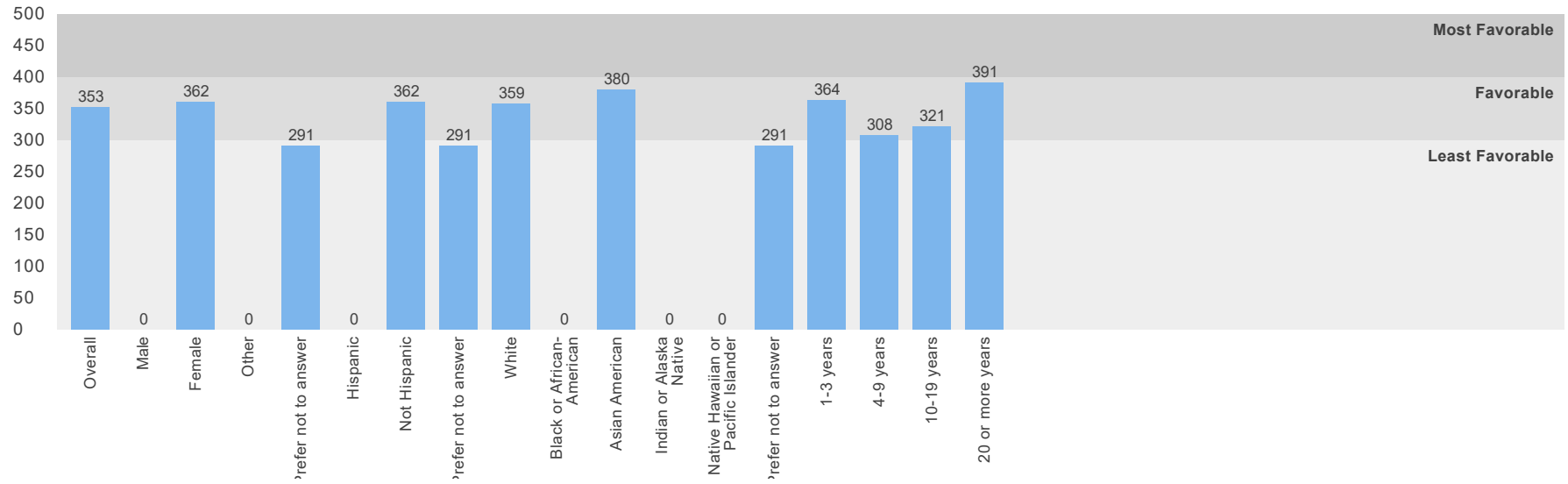
Environment



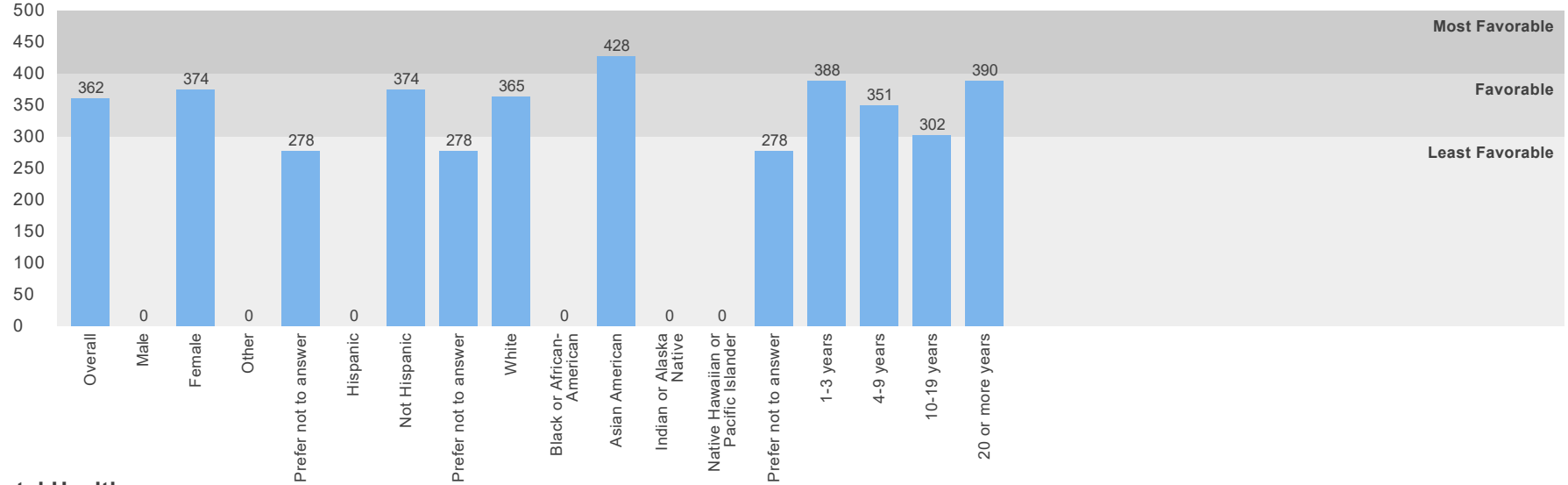
Physical Environment



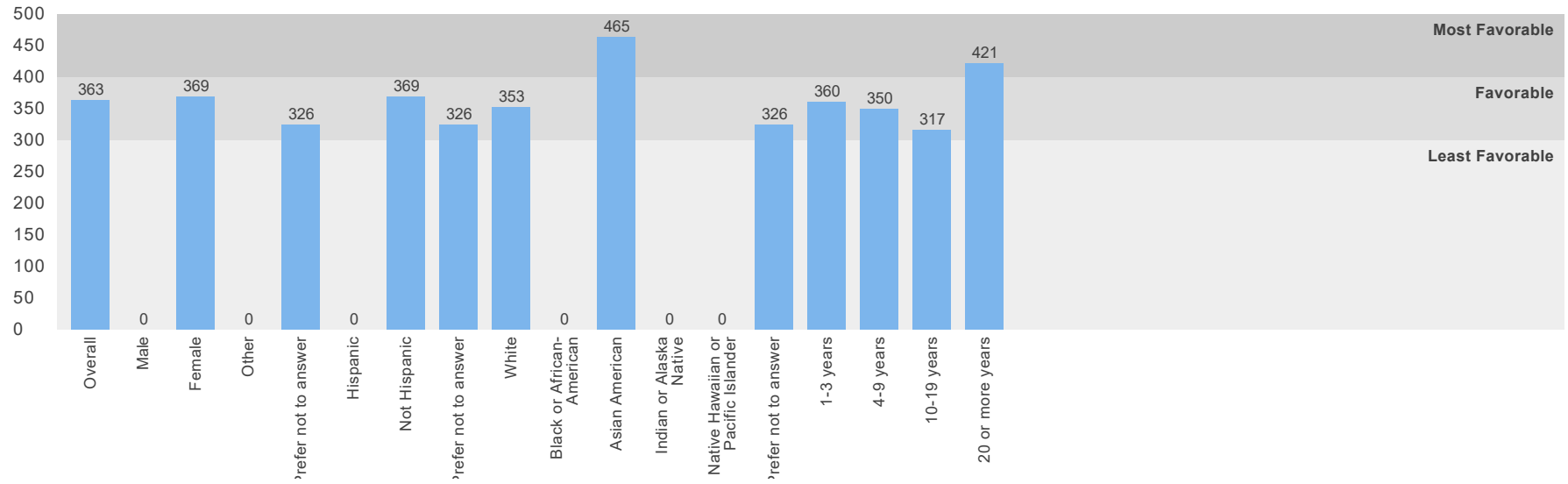
Instruction Environment



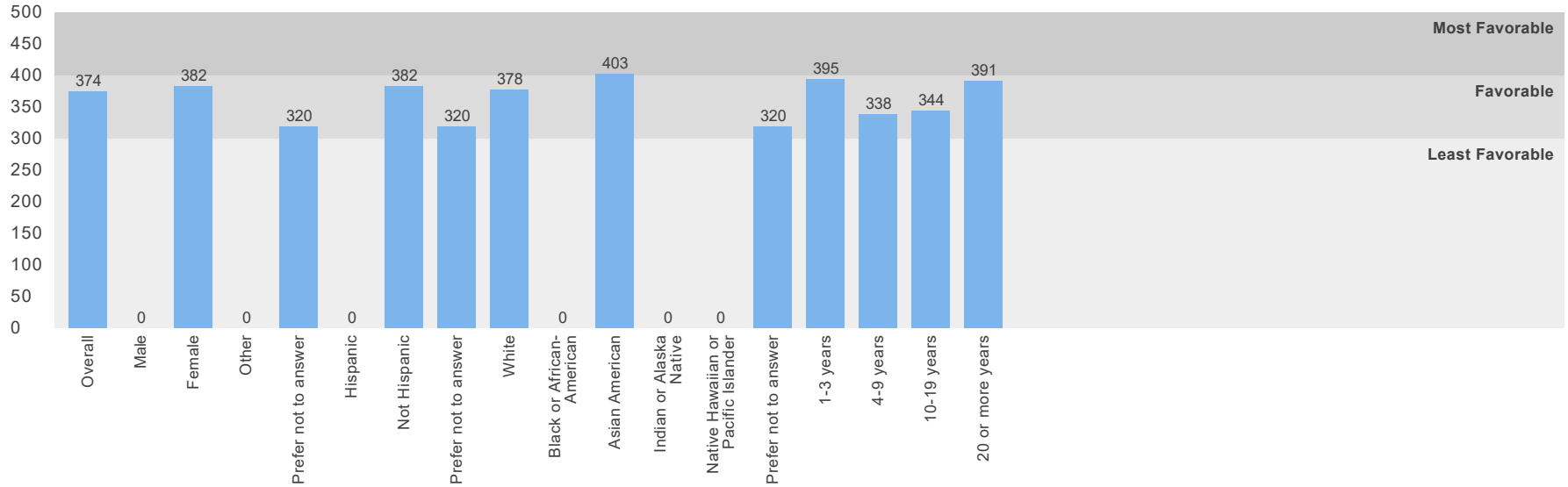
Physical Health



Mental Health



Discipline



Number of Submissions: 8

The top percentage is for this school, the bottom is for the district

	Male	Female	Other	Prefer not to answer
Are you male or female?	0% 23%	88% 71%	0% 1%	13% 5%

	Hispanic	Not Hispanic	Prefer not to answer
Are you of Hispanic or Latino origin?	0% 3%	88% 88%	13% 9%

	White	Black or African-American	Asian American	Indian or Alaska Native	Native Hawaiian or Pacific Islander	Prefer not to answer

What is your race?	75% 89%	0% 3%	13% 3%	0% 1%	0% 2%	13% 8%
--------------------	------------	----------	-----------	----------	----------	-----------

	1-3 years	4-9 years	10-19 years	20 or more years
How many years have you been working at this school?	38% 37%	13% 22%	25% 29%	25% 13%

	Strongly Agree	Agree	Disagree	Strongly Disagree
At this school, all students are treated equally, regardless of whether their parents are rich or poor.	50% 36%	50% 55%	0% 7%	0% 2%
This school encourages students to take challenging classes no matter their race, ethnicity, nationality, and/or cultural background (e.g., honor level courses, gifted courses, AP or IB courses).	50% 40%	50% 58%	0% 2%	0% 0%
This school provides instructional materials (e.g., textbooks or handouts) that reflect students' cultural background, ethnicity and identity.	25% 32%	63% 57%	0% 10%	13% 1%
This school emphasizes showing respect for all students' cultural beliefs and practices.	50% 52%	50% 47%	0% 1%	0% 0%
This school provides effective resources and training for teaching students with Individualized Education Programs (IEPs) across different languages and cultures.	38% 36%	13% 50%	38% 13%	13% 2%
This school provides effective supports for students needing alternative modes of communication (e.g., manual signs, communication boards, computer-based devices, picture exchange systems, Braille).	38% 43%	25% 50%	38% 6%	0% 1%
This school helps parents find community supports for their students who need them.	25% 37%	75% 61%	0% 3%	0% 0%
Staff at this school do a good job helping parents to support their children's learning at home.	38% 39%	63% 58%	0% 2%	0% 1%
Staff at this school do a good job helping parents understand when their child needs to learn social and emotional skills.	38% 36%	63% 55%	0% 8%	0% 1%
At this school the staff get along well.	43% 42%	43% 53%	14% 4%	0% 1%

At this school there is a feeling of trust among the staff.	38% 29%	38% 56%	13% 14%	13% 2%
At this school students get along well with the staff.	71% 35%	29% 64%	0% 1%	0% 0%
Administrators ask staff to be involved in making decisions.	38% 26%	25% 51%	13% 17%	25% 5%
Staff at this school have many informal opportunities to influence what happens within the school.	50% 25%	25% 52%	13% 17%	13% 6%
At this school, students are given the opportunity to take part in decision making.	25% 21%	50% 63%	25% 13%	0% 3%
This school provides students with opportunities to take a lead role in organizing programs and activities.	25% 29%	50% 57%	25% 11%	0% 4%
Students are encouraged to get involved in extra-curricular activities.	25% 44%	63% 53%	13% 4%	0% 0%
I feel like I belong.	38% 38%	50% 51%	13% 7%	0% 4%
I feel satisfied with the recognition I get for doing a good job.	38% 36%	13% 38%	50% 20%	0% 7%
I feel comfortable discussing feelings, worries, and frustrations with my supervisor.	38% 41%	13% 45%	38% 7%	13% 7%
This school inspires me to do the very best at my job.	25% 35%	63% 52%	13% 7%	0% 5%
People at this school care about me as a person.	38% 35%	63% 55%	0% 6%	0% 5%
I can manage almost any student behavior problem.	13% 30%	88% 61%	0% 9%	0% 0%
I feel safe at this school.	38% 38%	63% 57%	0% 5%	0% 1%
The following types of problems occur at this school often: Physical conflicts among students.	0% 2%	13% 8%	38% 61%	50% 29%

The following types of problems occur at this school often: robbery or theft.	0% 1%	0% 4%	13% 55%	88% 41%	
The following types of problems occur at this school often: vandalism.	0% 3%	0% 14%	38% 47%	63% 37%	
The following types of problems occur at this school often: student possession of weapons.	0% 1%	0% 0%	0% 38%	100% 61%	
The following types of problems occur at this school often: sexual assault or dating violence.	0% 1%	0% 2%	0% 46%	100% 51%	
The following types of problems occur at this school often: physical abuse of teachers.	0% 1%	0% 2%	38% 46%	63% 51%	
The following types of problems occur at this school often: student verbal abuse of teachers.	0% 1%	13% 12%	25% 57%	63% 30%	
I think that bullying is a frequent problem at this school.	0% 0%	0% 19%	38% 63%	63% 17%	
I think that cyberbullying is a frequent problem among students at this school.	0% 4%	0% 26%	25% 48%	75% 22%	
Staff at this school always stop bullying when they see it.	38% 28%	50% 59%	0% 10%	13% 3%	
Staff at this school are teased or picked on about their race or ethnicity.	0% 1%	0% 3%	25% 46%	75% 51%	
Staff at this school are teased or picked on about their cultural background or religion.	0% 1%	0% 3%	25% 43%	75% 53%	
Staff at this school are teased or picked on about their physical or mental disability.	0% 1%	0% 3%	25% 42%	75% 54%	
Staff at this school are teased or picked on about their sexuality.	0% 1%	0% 4%	25% 43%	75% 53%	
		Not a Problem	Small Problem	Somewhat a Problem	Large Problem
At this school, how much of a problem is student drug use?	100% 52%	0% 29%	0% 15%	0% 5%	

At this school, how much of a problem is student use of electronic cigarettes?	100% 51%	0% 21%	0% 20%	0% 7%
At this school, how much of a problem is student use of tobacco (e.g., cigarettes, chew, cigars)?	100% 60%	0% 27%	0% 10%	0% 3%
At this school, how much of a problem is student alcohol use?	100% 57%	0% 25%	0% 15%	0% 3%

	Strongly Agree	Agree	Disagree	Strongly Disagree
This school collaborates well with community organizations to help address youth substance use problems.	29% 19%	43% 65%	29% 15%	0% 1%
This school has adequate resources to address substance use prevention.	14% 19%	71% 71%	14% 10%	0% 1%
At this school, first-time violations of alcohol or other drug policies are punished by at least an out-of-school suspension.	17% 14%	50% 68%	0% 13%	33% 4%
This school has programs, resources, and/or policies to prevent substance abuse.	17% 16%	50% 71%	17% 13%	17% 1%
This school has programs that address substance use among students.	17% 15%	50% 70%	17% 15%	17% 1%
I know what to do if there is an emergency, natural disaster (tornado, flood) or a dangerous situation (e.g., violent person on campus) during the school day.	50% 35%	50% 61%	0% 4%	0% 1%
This school has a written plan that describes procedures to be performed in shootings.	38% 35%	63% 59%	0% 3%	0% 3%
This school has a written plan that clearly describes procedures to be performed in natural disasters (e.g., earthquakes or tornadoes).	50% 34%	50% 60%	0% 5%	0% 1%
This school or school district provides effective training in safety procedures to staff (e.g., lockdown training or fire drills).	38% 35%	63% 59%	0% 5%	0% 1%
My work is hindered by poor heating, cooling, and/or lighting systems at this school.	13% 6%	13% 17%	50% 50%	25% 28%
My work is hindered by insufficient workspace at this school.	0% 0%	25% 8%	38% 61%	38% 31%

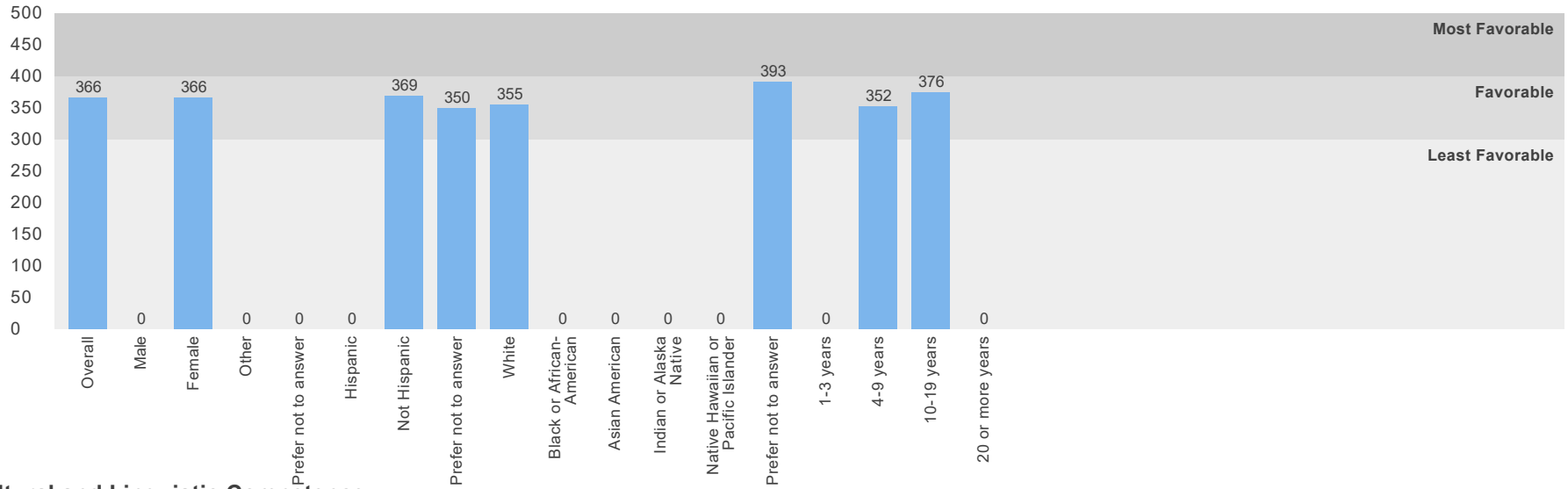
My work is hindered by a lack of materials and basic supplies at this school.	0% 0%	0% 1%	38% 61%	63% 38%
My work is hindered by inadequate or outdated equipment or facilities at this school.	0% 1%	0% 4%	38% 57%	63% 38%
This school looks clean and pleasant.	25% 39%	75% 56%	0% 5%	0% 1%
This school is an inviting work environment.	25% 40%	63% 53%	13% 6%	0% 2%
Staff at this school feel responsible to help each other do their best.	13% 32%	88% 62%	0% 6%	0% 1%
Staff at this school feel responsible when students at this school fail.	14% 23%	86% 66%	0% 10%	0% 1%
The programs and resources at this school are adequate to support students with special needs or disabilities.	38% 33%	25% 50%	25% 13%	13% 4%
Staff at this school feel that it is a part of their job to prepare students to succeed in college.	13% 30%	50% 60%	38% 10%	0% 1%
Staff at this school expect students to do their best all the time.	29% 31%	71% 66%	0% 2%	0% 1%
This school provides the materials, resources, and training necessary for me to support students' physical health and nutrition.	13% 25%	75% 66%	13% 7%	0% 2%
This school places a priority on making healthy food choices.	25% 23%	50% 57%	25% 17%	0% 4%
This school places a priority on students' health needs.	25% 28%	50% 64%	25% 7%	0% 1%
This school places a priority on students' physical activity.	38% 30%	50% 64%	13% 4%	0% 2%
This school places a priority on addressing students' mental health needs.	38% 36%	38% 56%	25% 7%	0% 1%
This school places a priority on teaching students strategies to manage their stress levels.	25% 29%	50% 60%	25% 8%	0% 2%
This school provides the materials, resources, and training necessary for me to support students'	25%	50%	25%	0%

social or emotional needs.	26%	62%	11%	1%
This school provides quality counseling or other services to help students with social or emotional needs.	38% 39%	38% 55%	25% 6%	0% 1%
Staff at this school are clearly informed about school policies and procedures.	14% 24%	71% 67%	14% 8%	0% 1%
Staff at this school recognize students for positive behavior.	71% 48%	29% 51%	0% 1%	0% 0%
Staff at this school encourage students to think about how their actions affect others.	38% 41%	63% 57%	0% 1%	0% 1%
School rules are applied equally to all students.	25% 30%	63% 51%	13% 15%	0% 5%
Discipline is fair.	13% 25%	50% 55%	38% 17%	0% 4%
Staff at this school help students develop strategies to understand and control their feelings and actions.	13% 30%	88% 68%	0% 2%	0% 1%
This school effectively handles student discipline and behavior problems.	13% 26%	63% 55%	25% 15%	0% 4%
Staff at this school work together to ensure an orderly environment.	25% 34%	50% 61%	25% 3%	0% 2%

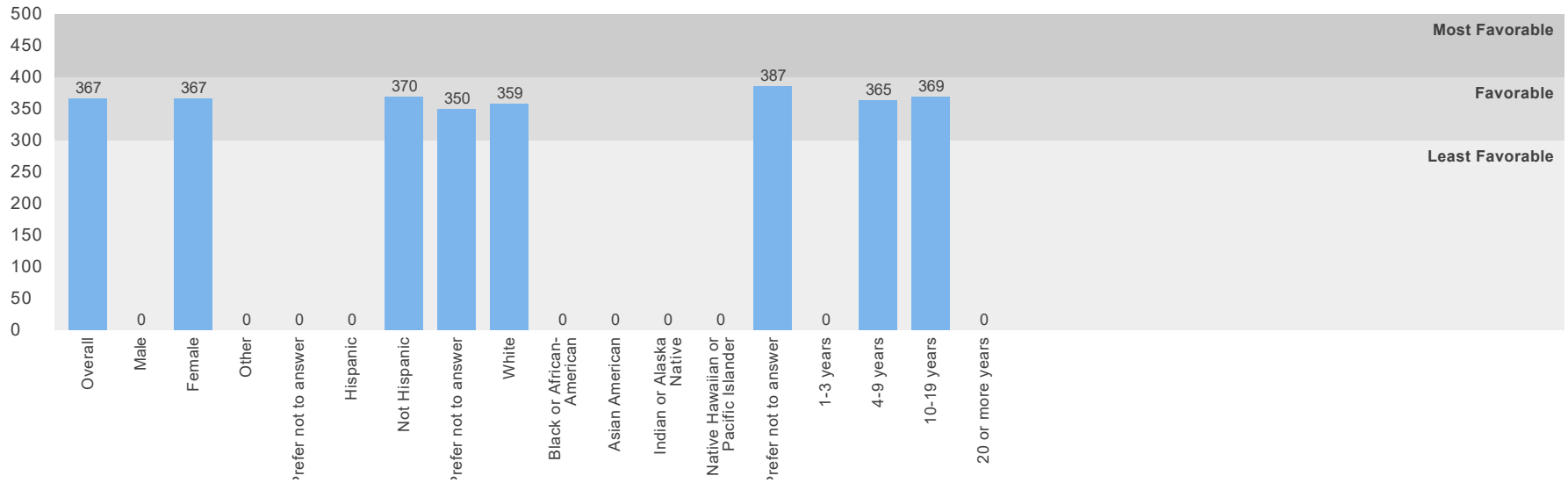
ELSMERE ES

Scale Scores by Demographic

Engagement



Cultural and Linguistic Competence

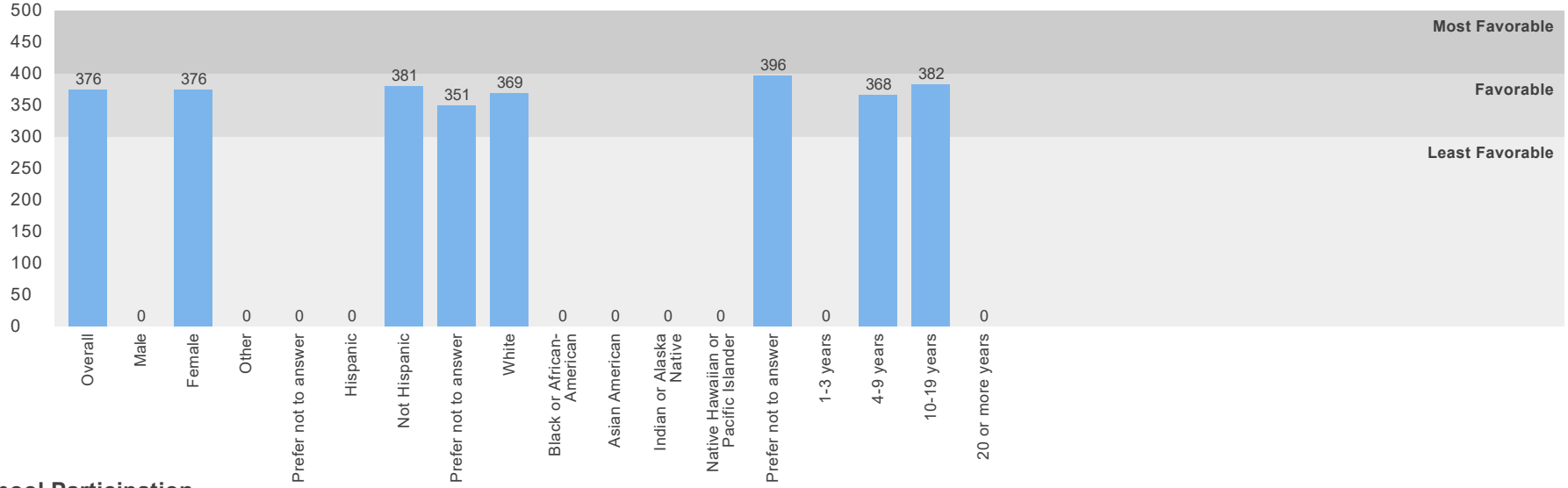


Relationships

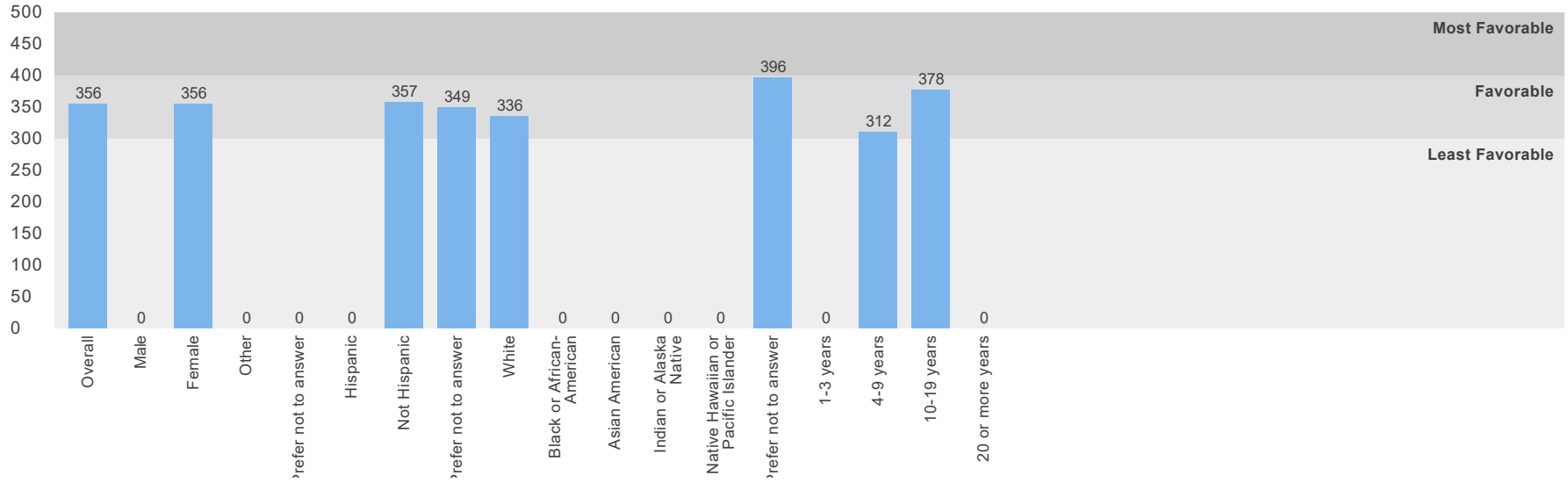
F

F

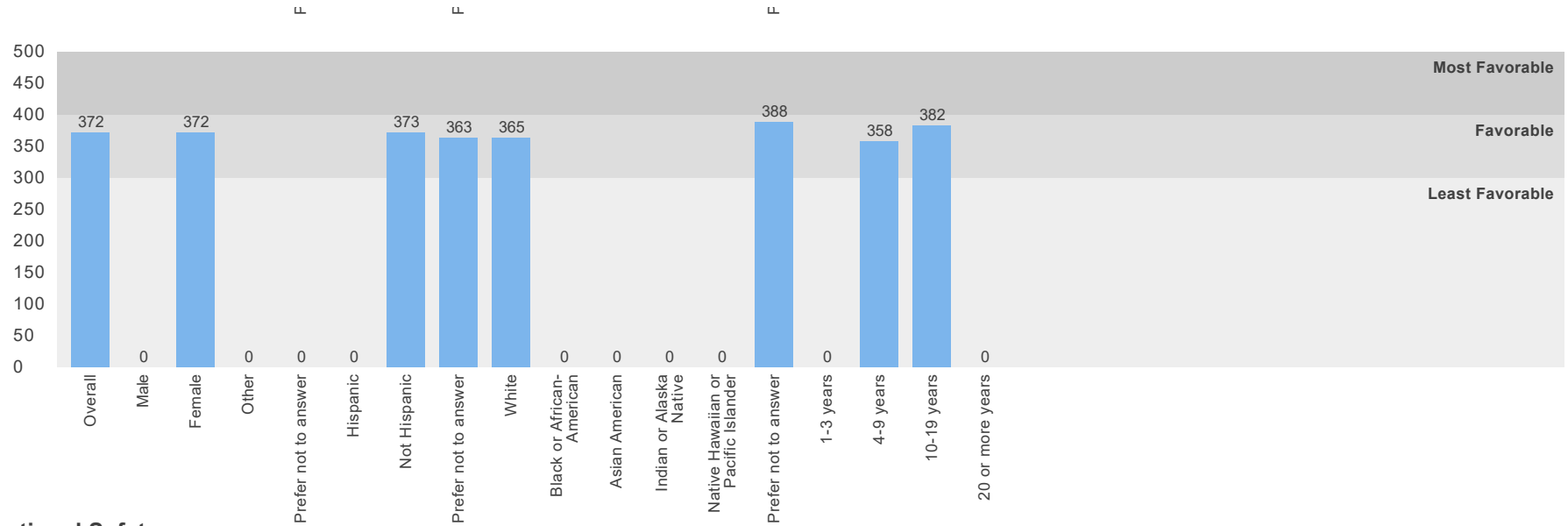
F



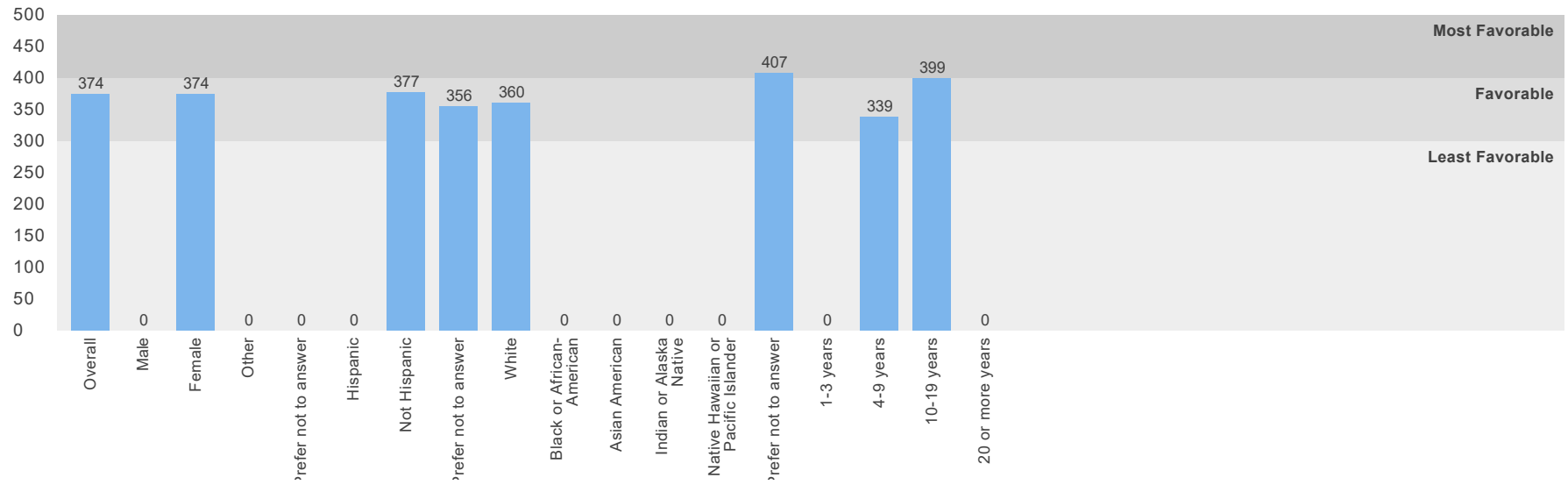
School Participation



Safety



Emotional Safety

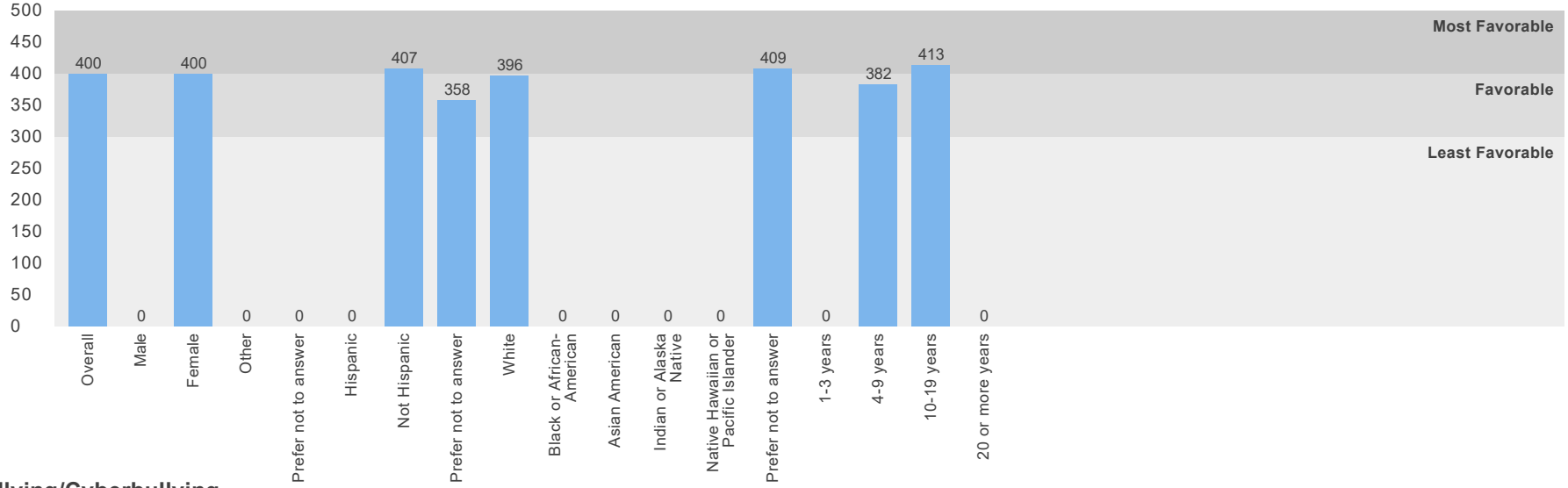


Physical Safety

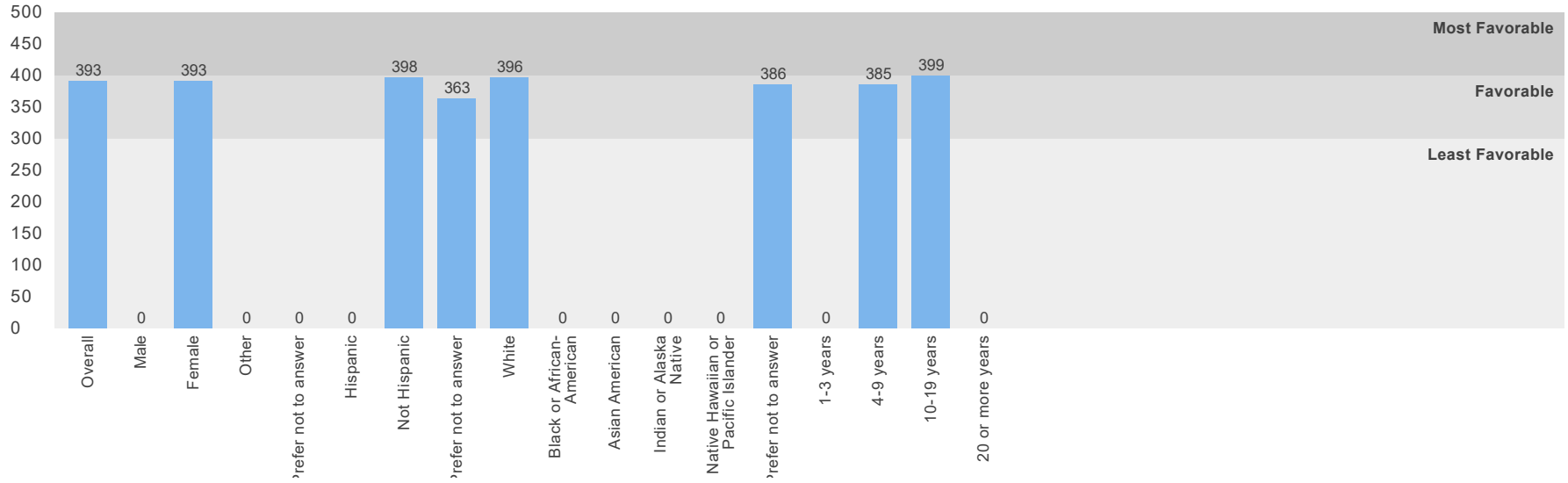
F

F

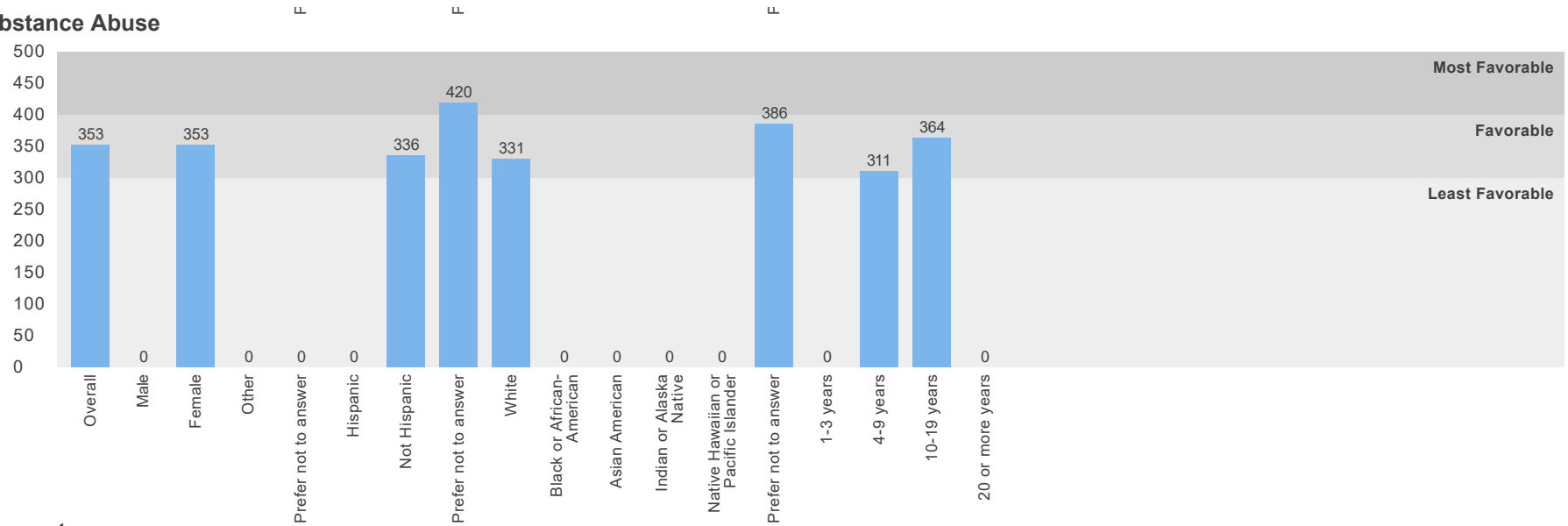
F



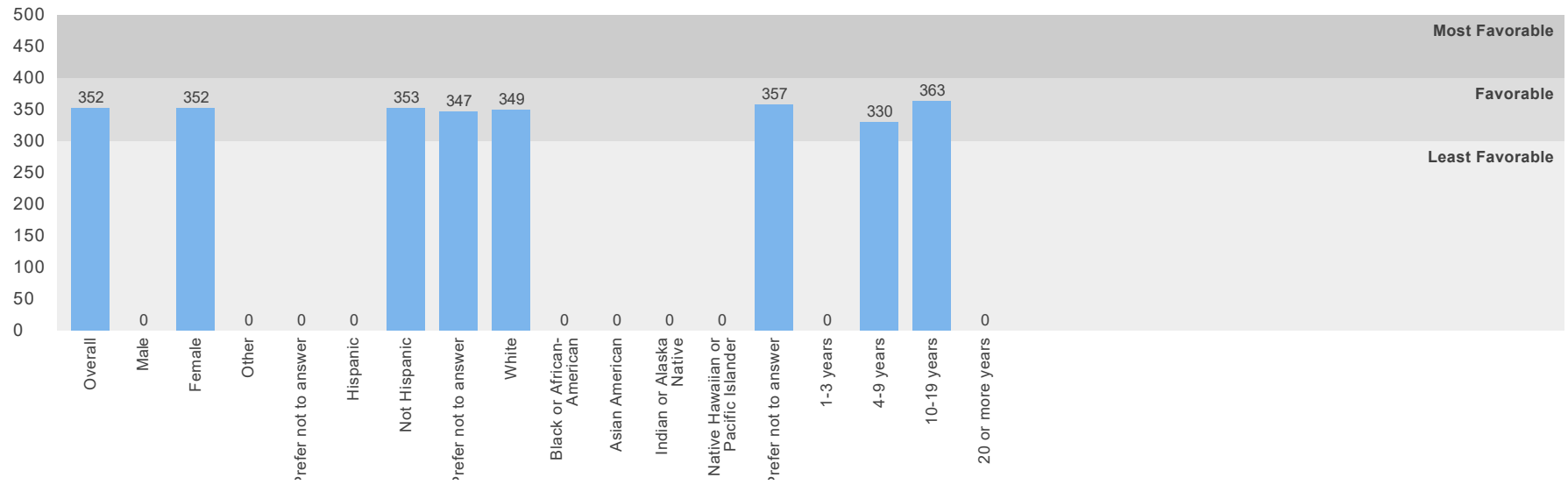
Bullying/Cyberbullying



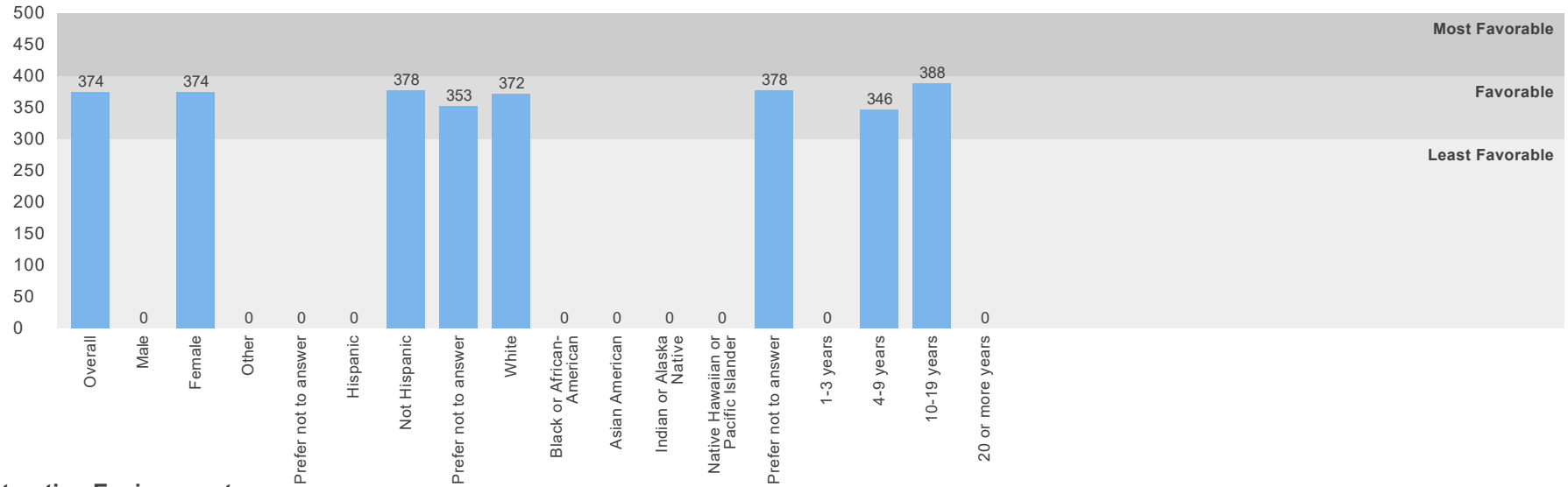
Substance Abuse



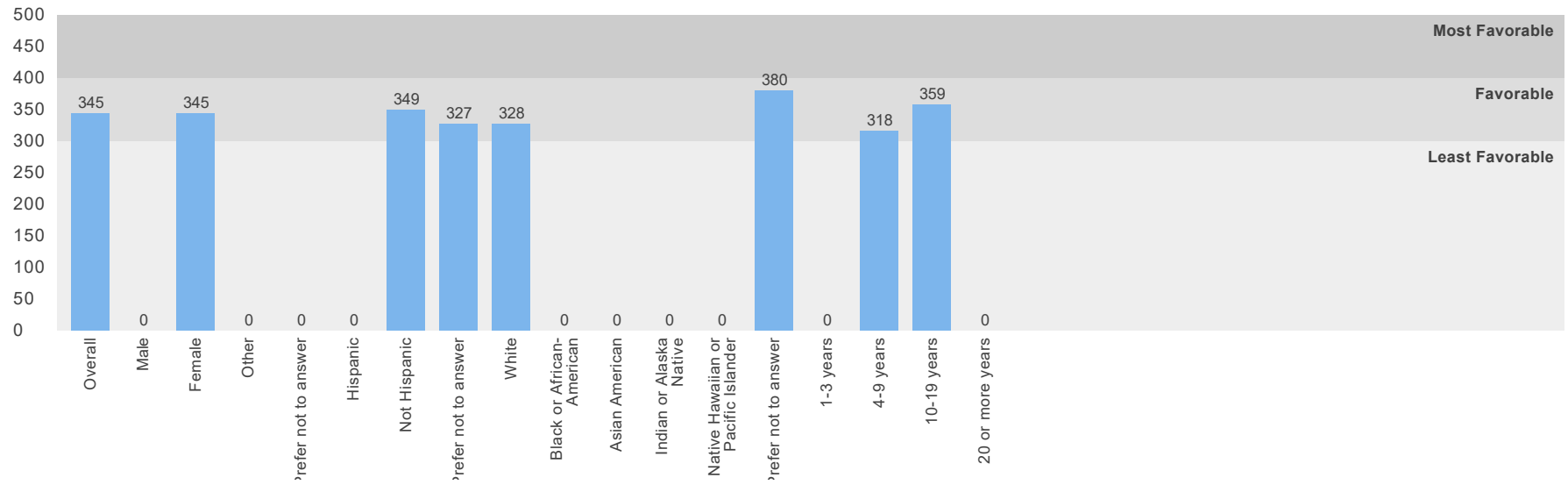
Environment



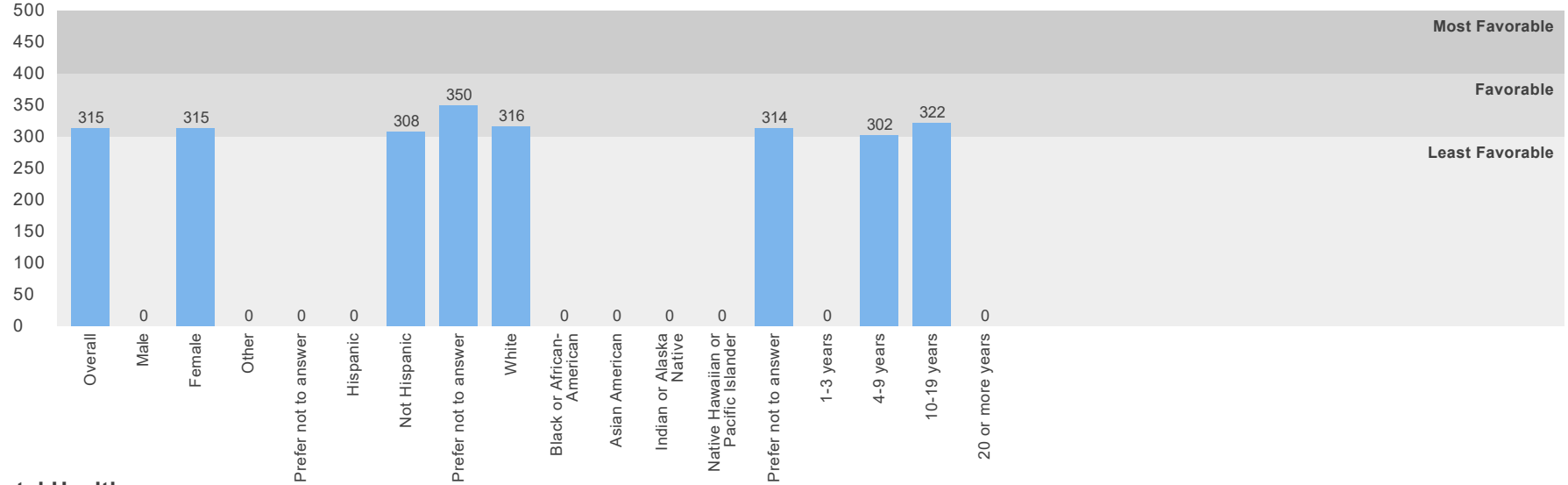
Physical Environment



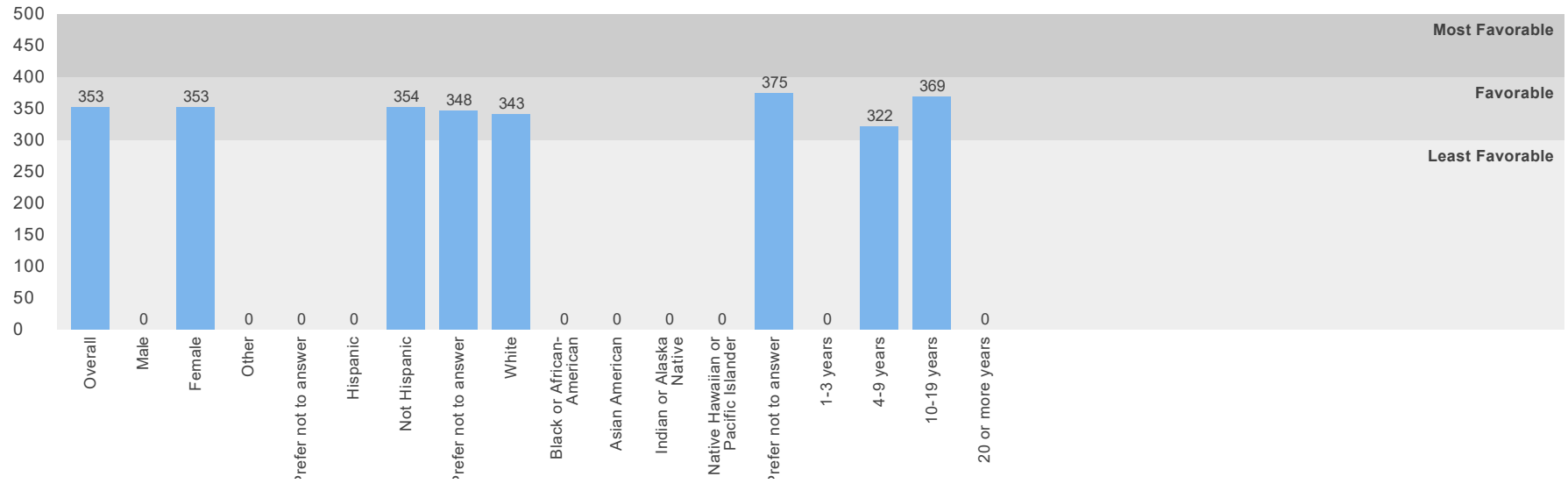
Instruction Environment



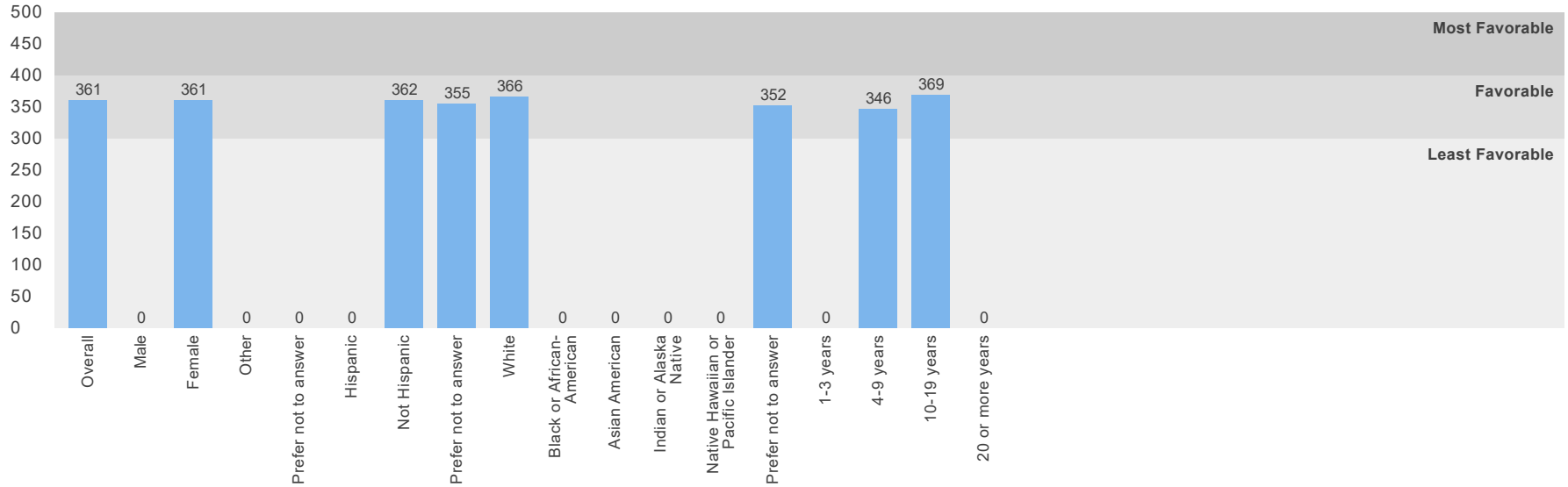
Physical Health



Mental Health



Discipline



Number of Submissions: 7

The top percentage is for this school, the bottom is for the district

	Male	Female	Other	Prefer not to answer
Are you male or female?	0% 23%	100% 71%	0% 1%	0% 5%

	Hispanic	Not Hispanic	Prefer not to answer
Are you of Hispanic or Latino origin?	0% 3%	86% 88%	14% 9%

	White	Black or African-American	Asian American	Indian or Alaska Native	Native Hawaiian or Pacific Islander	Prefer not to answer

What is your race?	71% 89%	0% 3%	0% 3%	0% 1%	0% 2%	29% 8%
--------------------	------------	----------	----------	----------	----------	-----------

	1-3 years	4-9 years	10-19 years	20 or more years
How many years have you been working at this school?	0% 37%	43% 22%	57% 29%	0% 13%

	Strongly Agree	Agree	Disagree	Strongly Disagree
At this school, all students are treated equally, regardless of whether their parents are rich or poor.	57% 36%	43% 55%	0% 7%	0% 2%
This school encourages students to take challenging classes no matter their race, ethnicity, nationality, and/or cultural background (e.g., honor level courses, gifted courses, AP or IB courses).	17% 40%	83% 58%	0% 2%	0% 0%
This school provides instructional materials (e.g., textbooks or handouts) that reflect students' cultural background, ethnicity and identity.	0% 32%	100% 57%	0% 10%	0% 1%
This school emphasizes showing respect for all students' cultural beliefs and practices.	33% 52%	67% 47%	0% 1%	0% 0%
This school provides effective resources and training for teaching students with Individualized Education Programs (IEPs) across different languages and cultures.	0% 36%	50% 50%	50% 13%	0% 2%
This school provides effective supports for students needing alternative modes of communication (e.g., manual signs, communication boards, computer-based devices, picture exchange systems, Braille).	29% 43%	71% 50%	0% 6%	0% 1%
This school helps parents find community supports for their students who need them.	14% 37%	86% 61%	0% 3%	0% 0%
Staff at this school do a good job helping parents to support their children's learning at home.	29% 39%	71% 58%	0% 2%	0% 1%
Staff at this school do a good job helping parents understand when their child needs to learn social and emotional skills.	14% 36%	57% 55%	29% 8%	0% 1%
At this school the staff get along well.	43% 42%	57% 53%	0% 4%	0% 1%

At this school there is a feeling of trust among the staff.	29%	57%	14%	0%
	29%	56%	14%	2%
At this school students get along well with the staff.	57%	43%	0%	0%
	35%	64%	1%	0%
Administrators ask staff to be involved in making decisions.	14%	86%	0%	0%
	26%	51%	17%	5%
Staff at this school have many informal opportunities to influence what happens within the school.	29%	43%	29%	0%
	25%	52%	17%	6%
At this school, students are given the opportunity to take part in decision making.	17%	67%	17%	0%
	21%	63%	13%	3%
This school provides students with opportunities to take a lead role in organizing programs and activities.	0%	83%	17%	0%
	29%	57%	11%	4%
Students are encouraged to get involved in extra-curricular activities.	17%	67%	17%	0%
	44%	53%	4%	0%
I feel like I belong.	29%	57%	14%	0%
	38%	51%	7%	4%
I feel satisfied with the recognition I get for doing a good job.	29%	29%	43%	0%
	36%	38%	20%	7%
I feel comfortable discussing feelings, worries, and frustrations with my supervisor.	29%	71%	0%	0%
	41%	45%	7%	7%
This school inspires me to do the very best at my job.	29%	57%	14%	0%
	35%	52%	7%	5%
People at this school care about me as a person.	29%	71%	0%	0%
	35%	55%	6%	5%
I can manage almost any student behavior problem.	0%	100%	0%	0%
	30%	61%	9%	0%
I feel safe at this school.	14%	86%	0%	0%
	38%	57%	5%	1%
The following types of problems occur at this school often: Physical conflicts among students.	0%	0%	71%	29%
	2%	8%	61%	29%

The following types of problems occur at this school often: robbery or theft.	0% 1%	0% 4%	57% 55%	43% 41%	
The following types of problems occur at this school often: vandalism.	0% 3%	0% 14%	57% 47%	43% 37%	
The following types of problems occur at this school often: student possession of weapons.	0% 1%	0% 0%	43% 38%	57% 61%	
The following types of problems occur at this school often: sexual assault or dating violence.	0% 1%	0% 2%	43% 46%	57% 51%	
The following types of problems occur at this school often: physical abuse of teachers.	0% 1%	0% 2%	71% 46%	29% 51%	
The following types of problems occur at this school often: student verbal abuse of teachers.	0% 1%	0% 12%	86% 57%	14% 30%	
I think that bullying is a frequent problem at this school.	0% 0%	0% 19%	86% 63%	14% 17%	
I think that cyberbullying is a frequent problem among students at this school.	0% 4%	14% 26%	71% 48%	14% 22%	
Staff at this school always stop bullying when they see it.	14% 28%	86% 59%	0% 10%	0% 3%	
Staff at this school are teased or picked on about their race or ethnicity.	14% 1%	0% 3%	43% 46%	43% 51%	
Staff at this school are teased or picked on about their cultural background or religion.	14% 1%	0% 3%	43% 43%	43% 53%	
Staff at this school are teased or picked on about their physical or mental disability.	14% 1%	0% 3%	43% 42%	43% 54%	
Staff at this school are teased or picked on about their sexuality.	14% 1%	0% 4%	43% 43%	43% 53%	
		Not a Problem	Small Problem	Somewhat a Problem	Large Problem
At this school, how much of a problem is student drug use?	100% 52%	0% 29%	0% 15%	0% 5%	

At this school, how much of a problem is student use of electronic cigarettes?	100% 51%	0% 21%	0% 20%	0% 7%
At this school, how much of a problem is student use of tobacco (e.g., cigarettes, chew, cigars)?	100% 60%	0% 27%	0% 10%	0% 3%
At this school, how much of a problem is student alcohol use?	100% 57%	0% 25%	0% 15%	0% 3%

	Strongly Agree	Agree	Disagree	Strongly Disagree
This school collaborates well with community organizations to help address youth substance use problems.	33% 19%	33% 65%	33% 15%	0% 1%
This school has adequate resources to address substance use prevention.	33% 19%	67% 71%	0% 10%	0% 1%
At this school, first-time violations of alcohol or other drug policies are punished by at least an out-of-school suspension.	0% 14%	100% 68%	0% 13%	0% 4%
This school has programs, resources, and/or policies to prevent substance abuse.	0% 16%	100% 71%	0% 13%	0% 1%
This school has programs that address substance use among students.	0% 15%	60% 70%	40% 15%	0% 1%
I know what to do if there is an emergency, natural disaster (tornado, flood) or a dangerous situation (e.g., violent person on campus) during the school day.	33% 35%	67% 61%	0% 4%	0% 1%
This school has a written plan that describes procedures to be performed in shootings.	0% 35%	83% 59%	17% 3%	0% 3%
This school has a written plan that clearly describes procedures to be performed in natural disasters (e.g., earthquakes or tornadoes).	17% 34%	67% 60%	17% 5%	0% 1%
This school or school district provides effective training in safety procedures to staff (e.g., lockdown training or fire drills).	17% 35%	83% 59%	0% 5%	0% 1%
My work is hindered by poor heating, cooling, and/or lighting systems at this school.	0% 6%	0% 17%	50% 50%	50% 28%
My work is hindered by insufficient workspace at this school.	0% 0%	17% 8%	83% 61%	0% 31%

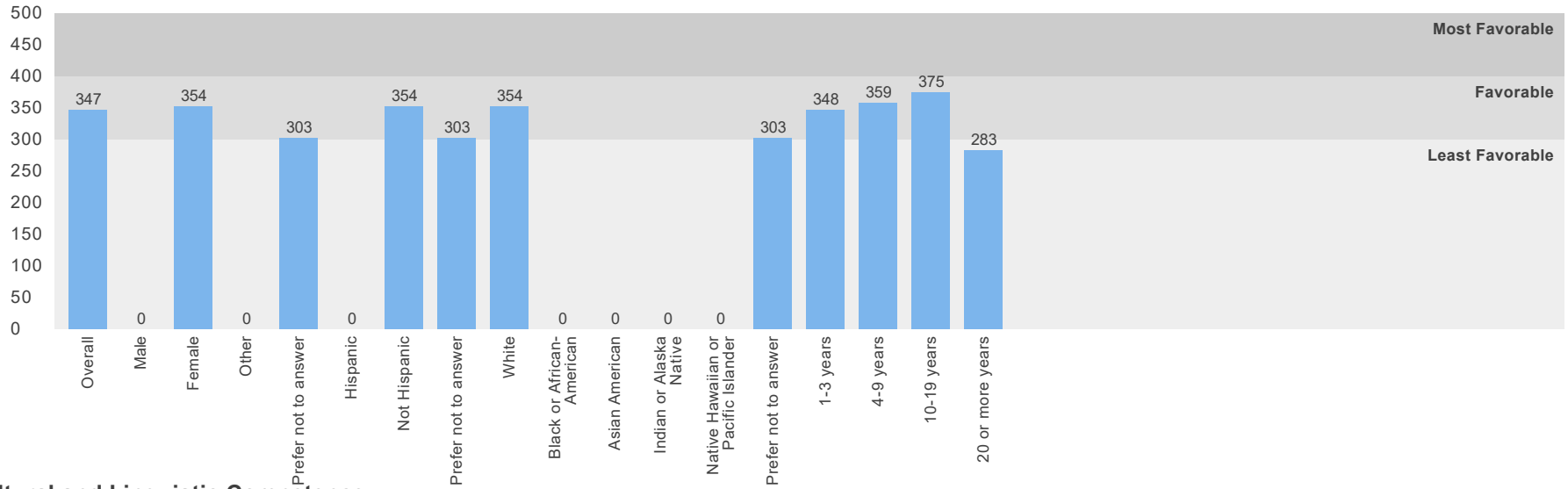
My work is hindered by a lack of materials and basic supplies at this school.	0% 0%	0% 1%	83% 61%	17% 38%
My work is hindered by inadequate or outdated equipment or facilities at this school.	0% 1%	17% 4%	67% 57%	17% 38%
This school looks clean and pleasant.	33% 39%	67% 56%	0% 5%	0% 1%
This school is an inviting work environment.	33% 40%	67% 53%	0% 6%	0% 2%
Staff at this school feel responsible to help each other do their best.	17% 32%	83% 62%	0% 6%	0% 1%
Staff at this school feel responsible when students at this school fail.	0% 23%	100% 66%	0% 10%	0% 1%
The programs and resources at this school are adequate to support students with special needs or disabilities.	17% 33%	33% 50%	33% 13%	17% 4%
Staff at this school feel that it is a part of their job to prepare students to succeed in college.	17% 30%	67% 60%	17% 10%	0% 1%
Staff at this school expect students to do their best all the time.	33% 31%	67% 66%	0% 2%	0% 1%
This school provides the materials, resources, and training necessary for me to support students' physical health and nutrition.	0% 25%	60% 66%	40% 7%	0% 2%
This school places a priority on making healthy food choices.	0% 23%	33% 57%	50% 17%	17% 4%
This school places a priority on students' health needs.	0% 28%	67% 64%	33% 7%	0% 1%
This school places a priority on students' physical activity.	0% 30%	80% 64%	20% 4%	0% 2%
This school places a priority on addressing students' mental health needs.	17% 36%	67% 56%	17% 7%	0% 1%
This school places a priority on teaching students strategies to manage their stress levels.	0% 29%	83% 60%	17% 8%	0% 2%
This school provides the materials, resources, and training necessary for me to support students'	0%	80%	20%	0%

social or emotional needs.	26%	62%	11%	1%
This school provides quality counseling or other services to help students with social or emotional needs.	33% 39%	67% 55%	0% 6%	0% 1%
Staff at this school are clearly informed about school policies and procedures.	0% 24%	100% 67%	0% 8%	0% 1%
Staff at this school recognize students for positive behavior.	20% 48%	80% 51%	0% 1%	0% 0%
Staff at this school encourage students to think about how their actions affect others.	17% 41%	83% 57%	0% 1%	0% 1%
School rules are applied equally to all students.	17% 30%	83% 51%	0% 15%	0% 5%
Discipline is fair.	17% 25%	83% 55%	0% 17%	0% 4%
Staff at this school help students develop strategies to understand and control their feelings and actions.	17% 30%	83% 68%	0% 2%	0% 1%
This school effectively handles student discipline and behavior problems.	0% 26%	40% 55%	60% 15%	0% 4%
Staff at this school work together to ensure an orderly environment.	0% 34%	100% 61%	0% 3%	0% 2%

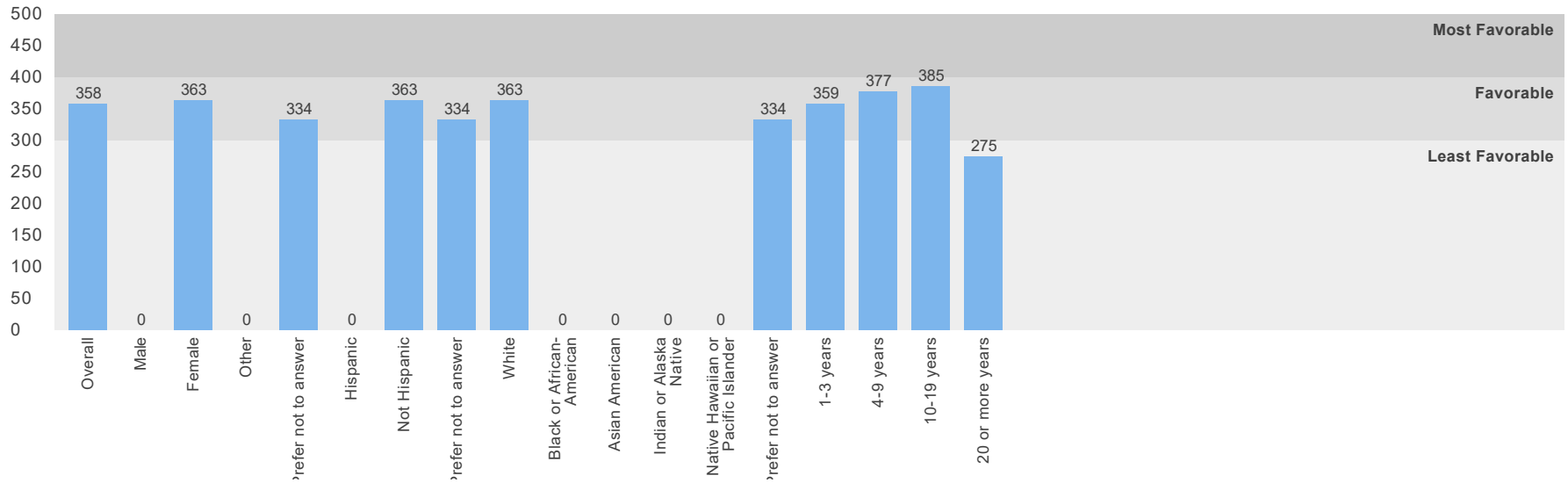
GLENMONT ES

Scale Scores by Demographic

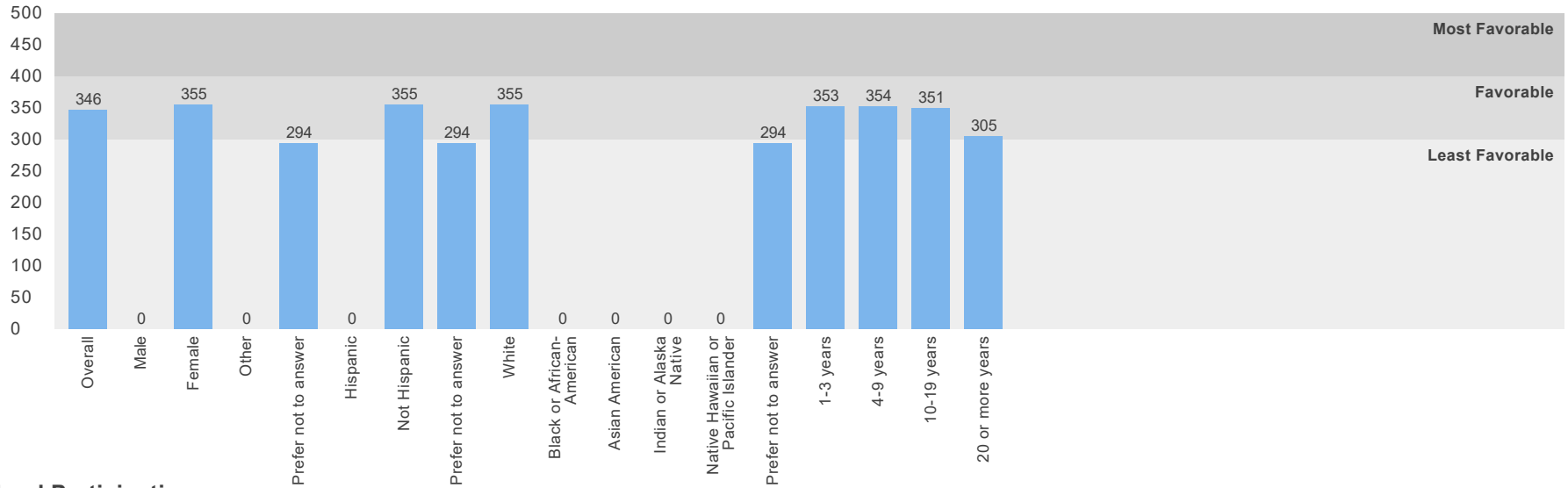
Engagement



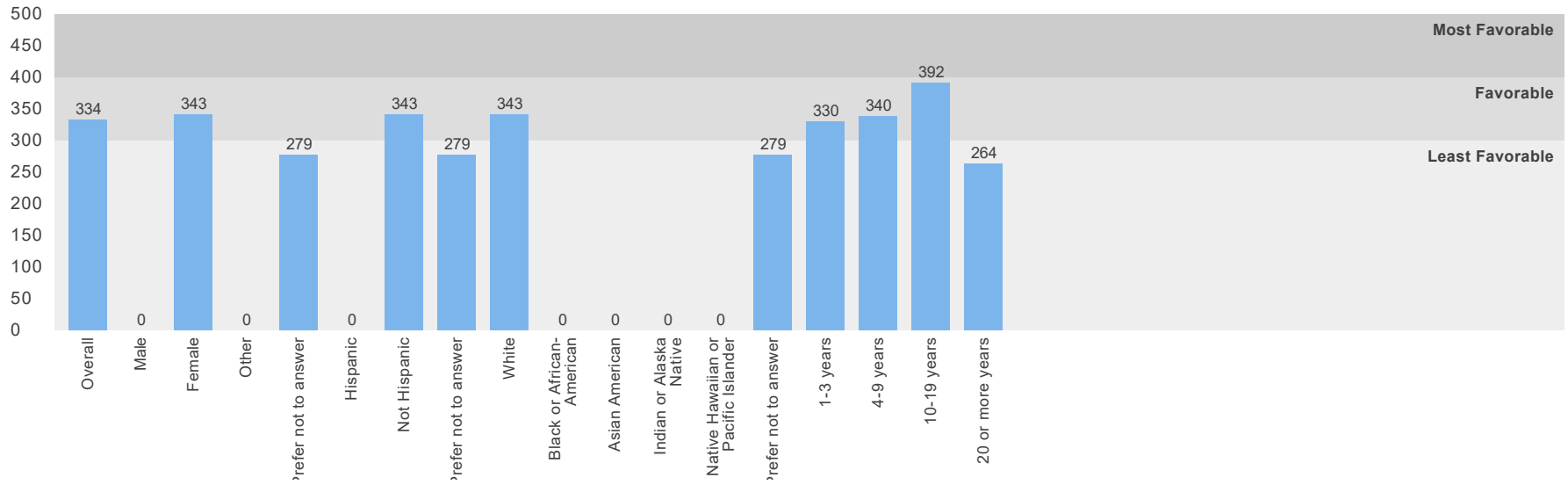
Cultural and Linguistic Competence



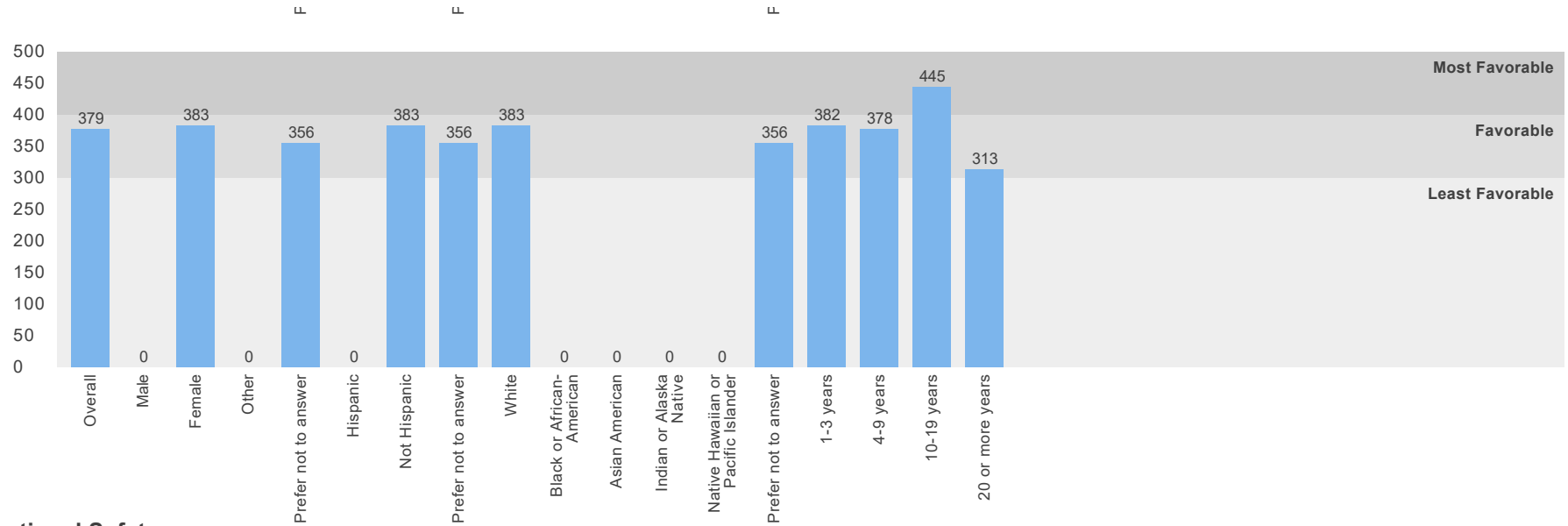
Relationships



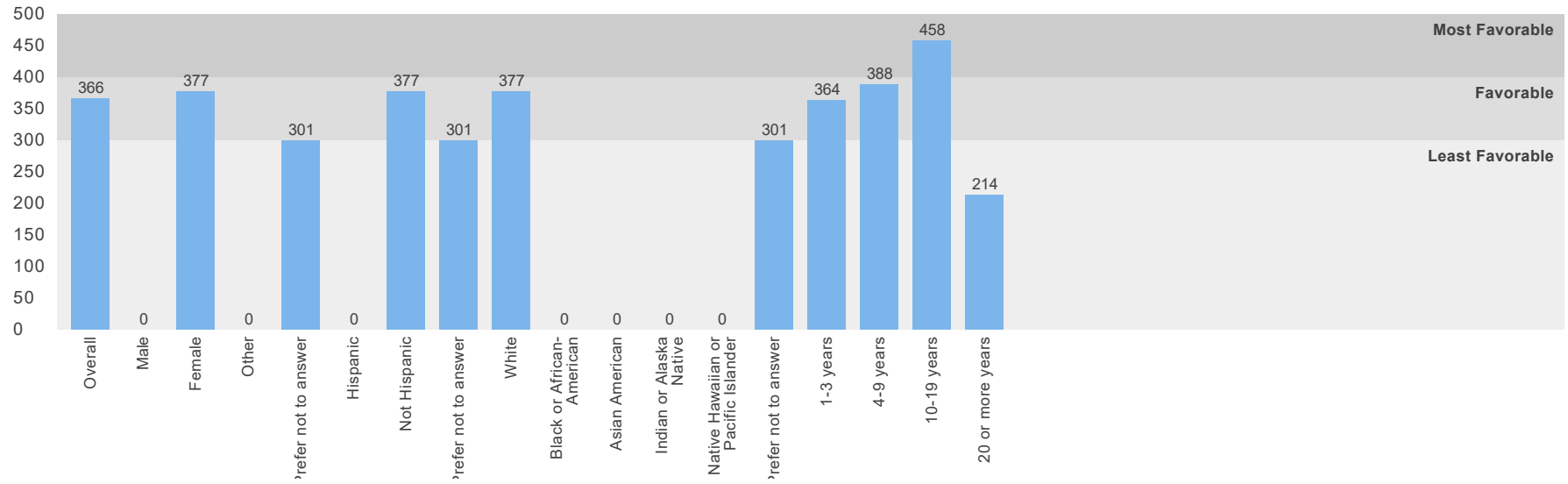
School Participation



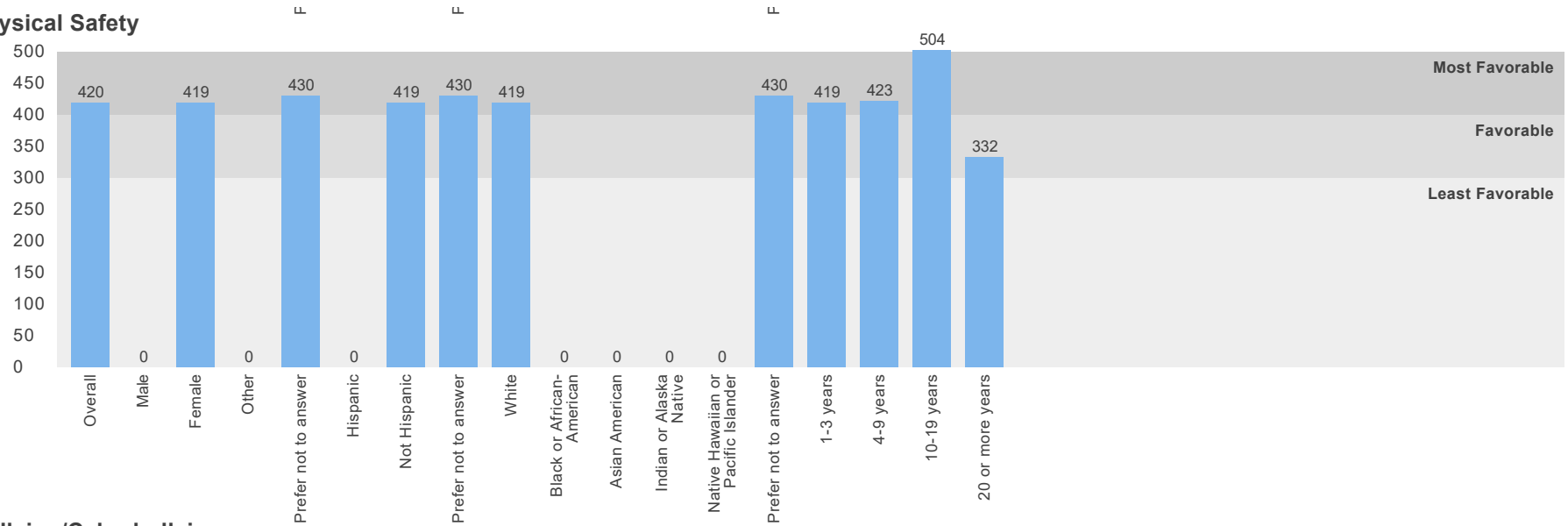
Safety



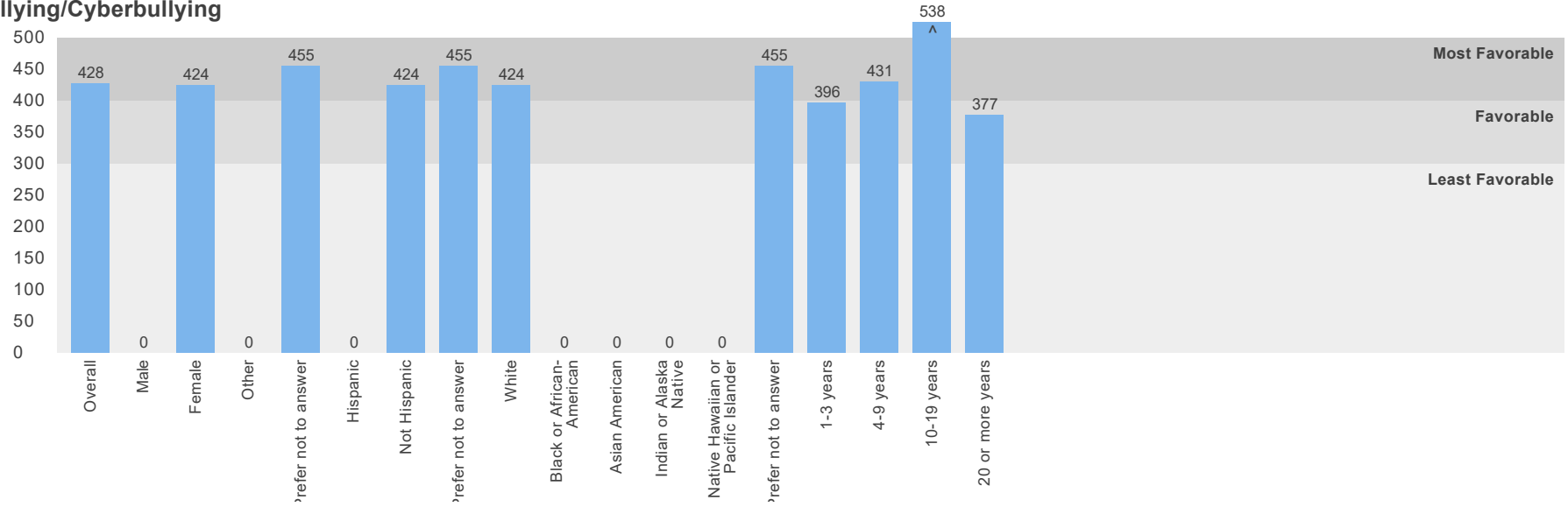
Emotional Safety



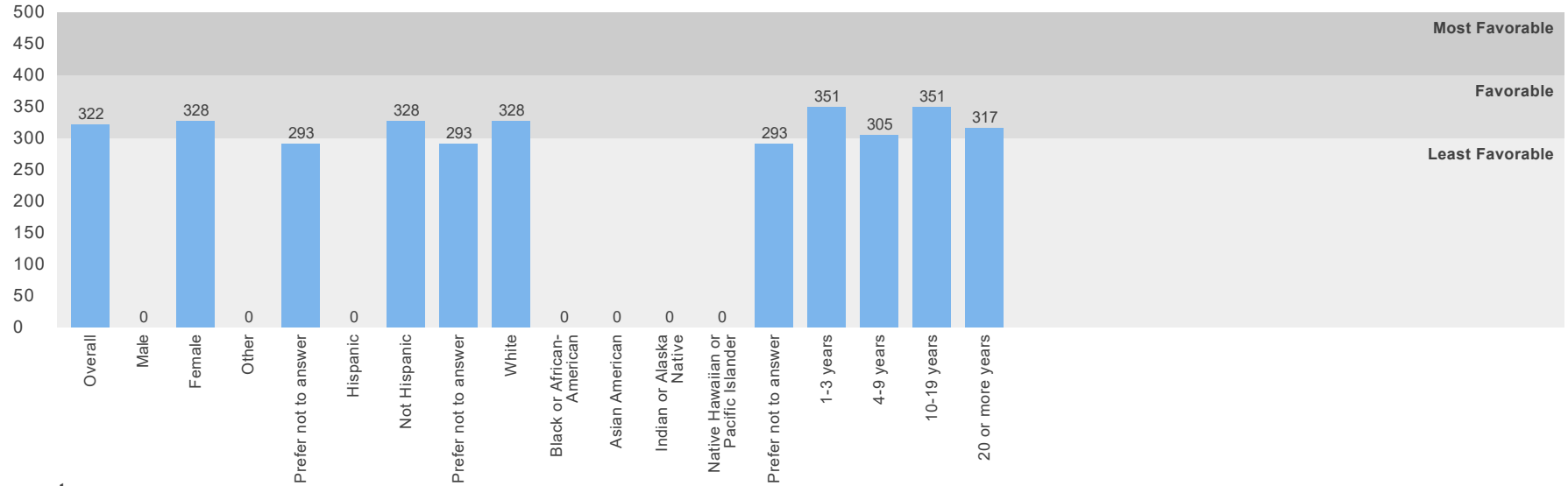
Physical Safety



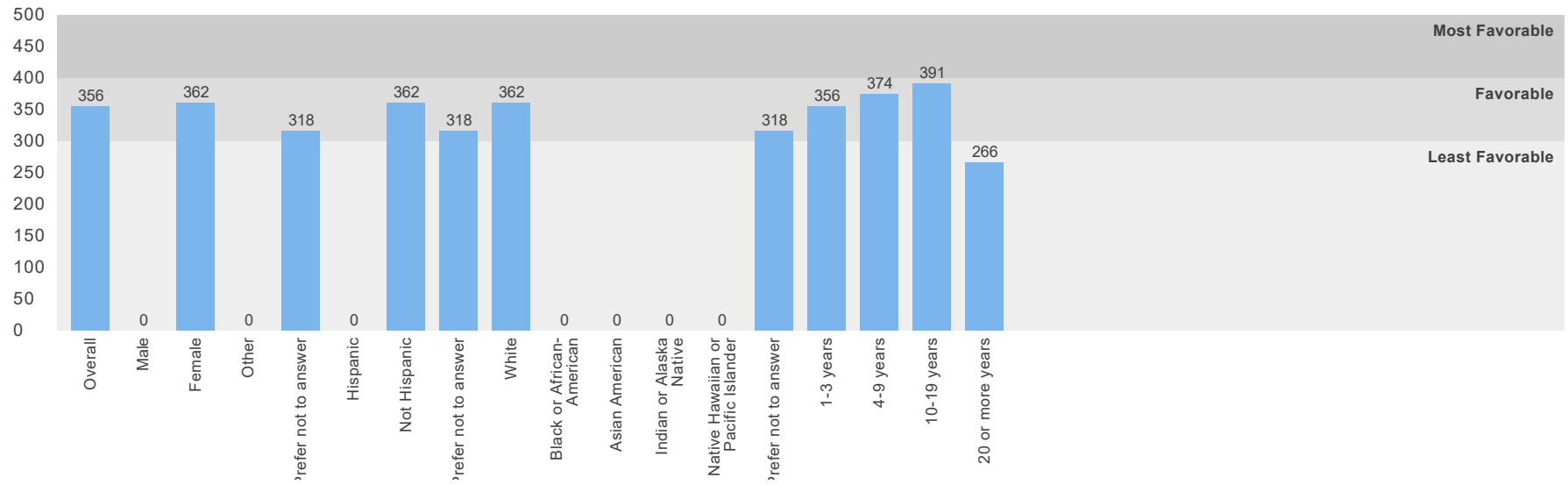
Bullying/Cyberbullying



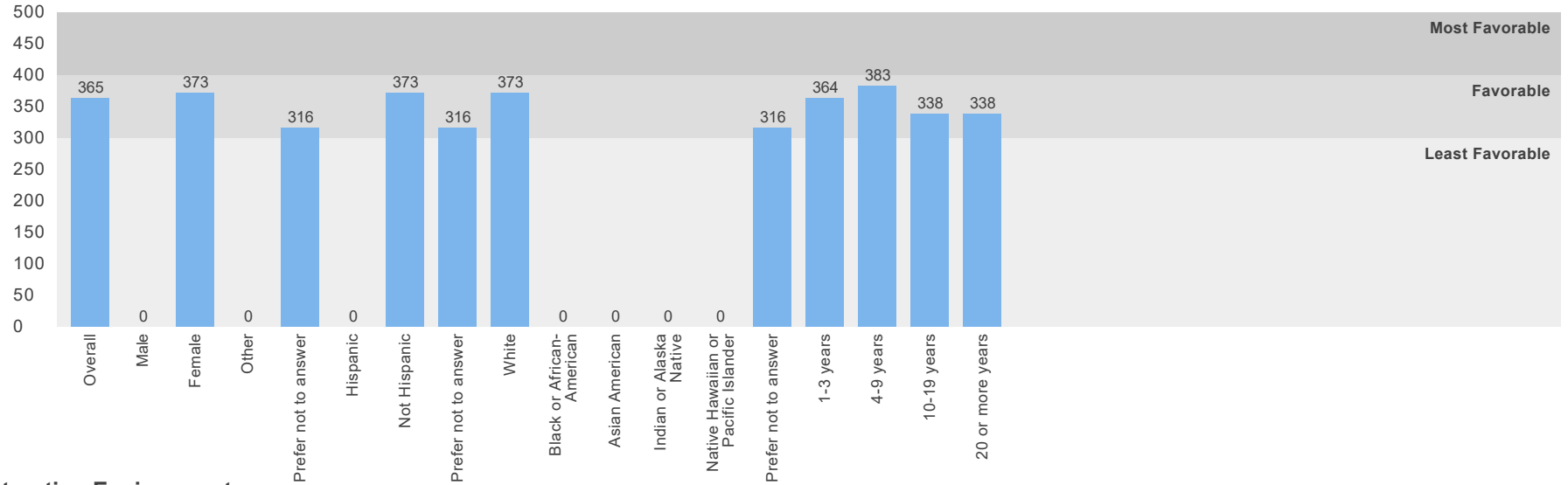
Substance Abuse



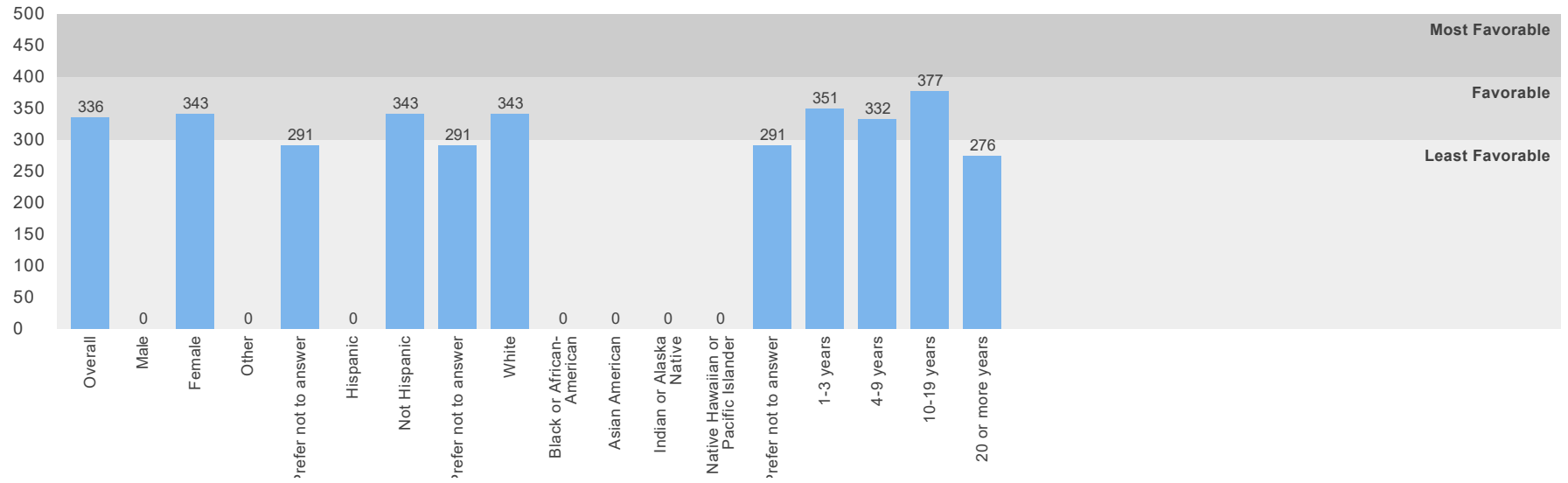
Environment



Physical Environment



Instruction Environment

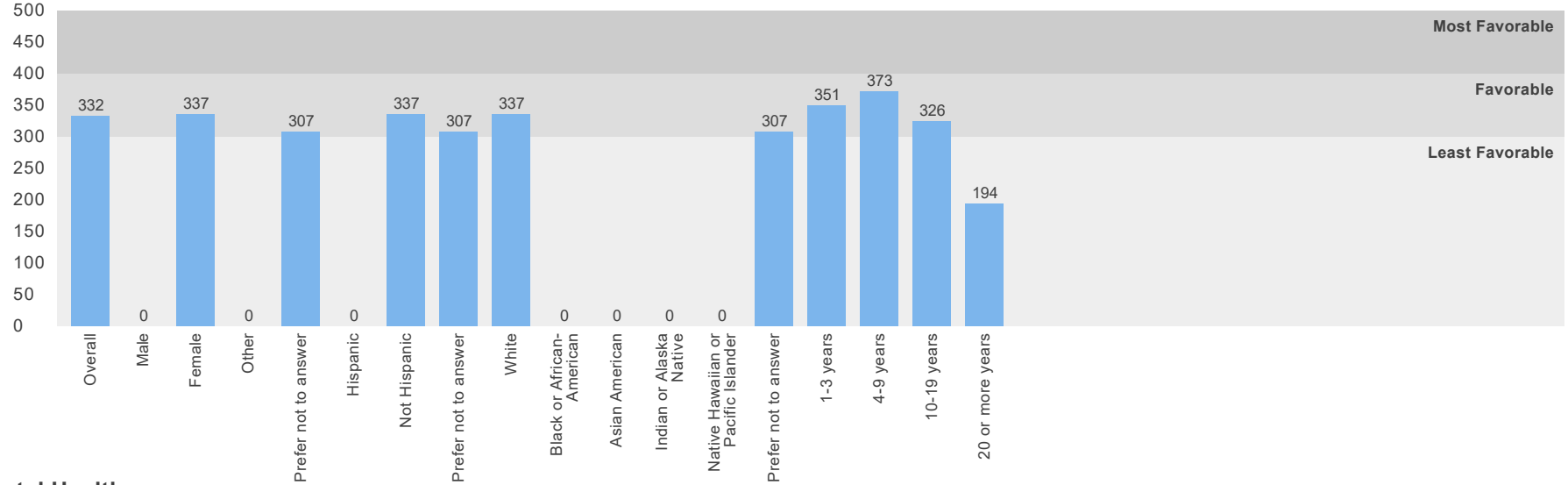


Physical Health

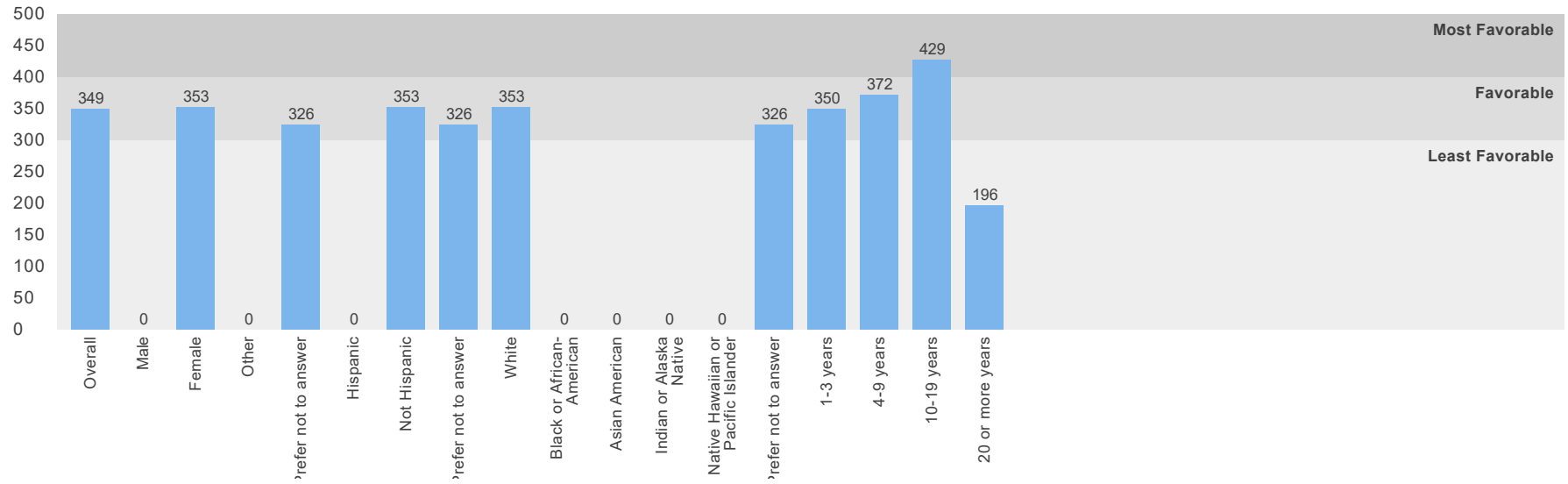
F

F

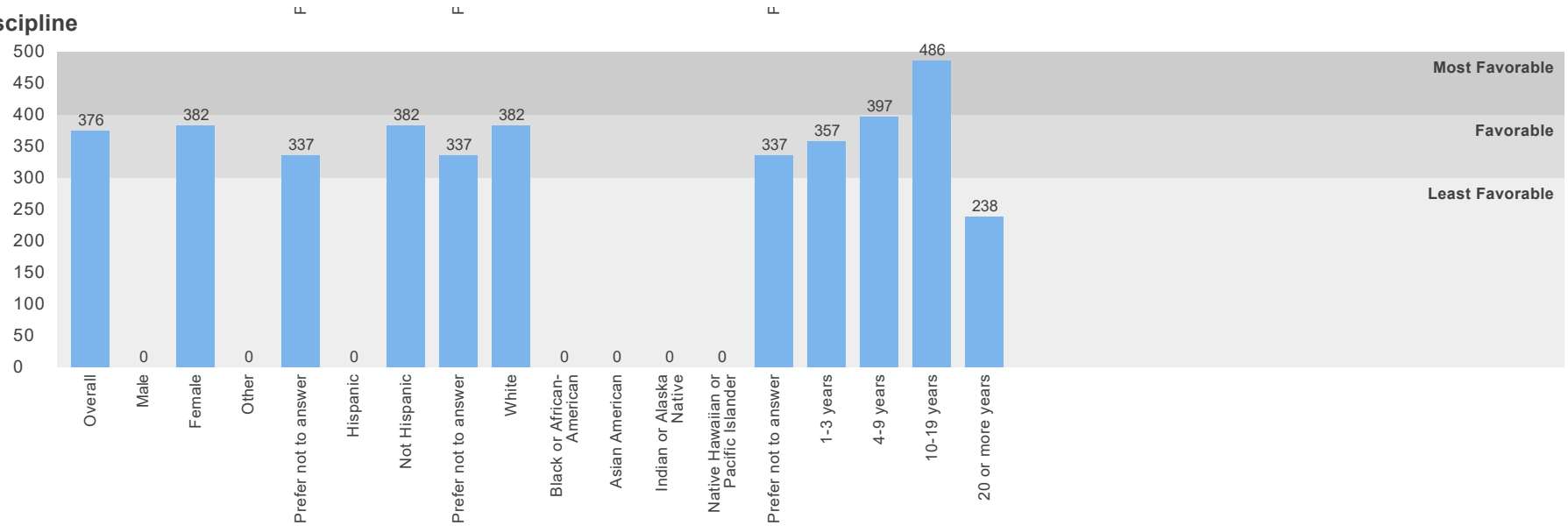
F



Mental Health



Discipline



Number of Submissions: 7

The top percentage is for this school, the bottom is for the district

	Male	Female	Other	Prefer not to answer
Are you male or female?	0% 23%	86% 71%	0% 1%	14% 5%

	Hispanic	Not Hispanic	Prefer not to answer
Are you of Hispanic or Latino origin?	0% 3%	86% 88%	14% 9%

	White	Black or African-American	Asian American	Indian or Alaska Native	Native Hawaiian or Pacific Islander	Prefer not to answer

What is your race?	86%	0%	0%	0%	0%	14%
	89%	3%	3%	1%	2%	8%

	1-3 years	4-9 years	10-19 years	20 or more years
How many years have you been working at this school?	29%	43%	14%	14%
	37%	22%	29%	13%

	Strongly Agree	Agree	Disagree	Strongly Disagree
At this school, all students are treated equally, regardless of whether their parents are rich or poor.	14%	86%	0%	0%
	36%	55%	7%	2%
This school encourages students to take challenging classes no matter their race, ethnicity, nationality, and/or cultural background (e.g., honor level courses, gifted courses, AP or IB courses).	17%	67%	17%	0%
	40%	58%	2%	0%
This school provides instructional materials (e.g., textbooks or handouts) that reflect students' cultural background, ethnicity and identity.	14%	71%	14%	0%
	32%	57%	10%	1%
This school emphasizes showing respect for all students' cultural beliefs and practices.	57%	43%	0%	0%
	52%	47%	1%	0%
This school provides effective resources and training for teaching students with Individualized Education Programs (IEPs) across different languages and cultures.	0%	71%	14%	14%
	36%	50%	13%	2%
This school provides effective supports for students needing alternative modes of communication (e.g., manual signs, communication boards, computer-based devices, picture exchange systems, Braille).	14%	71%	0%	14%
	43%	50%	6%	1%
This school helps parents find community supports for their students who need them.	14%	71%	14%	0%
	37%	61%	3%	0%
Staff at this school do a good job helping parents to support their children's learning at home.	14%	71%	14%	0%
	39%	58%	2%	1%
Staff at this school do a good job helping parents understand when their child needs to learn social and emotional skills.	14%	71%	14%	0%
	36%	55%	8%	1%
At this school the staff get along well.	17%	50%	33%	0%
	42%	53%	4%	1%

At this school there is a feeling of trust among the staff.	0% 29%	71% 56%	29% 14%	0% 2%
At this school students get along well with the staff.	0% 35%	100% 64%	0% 1%	0% 0%
Administrators ask staff to be involved in making decisions.	29% 26%	43% 51%	29% 17%	0% 5%
Staff at this school have many informal opportunities to influence what happens within the school.	14% 25%	57% 52%	14% 17%	14% 6%
At this school, students are given the opportunity to take part in decision making.	0% 21%	71% 63%	29% 13%	0% 3%
This school provides students with opportunities to take a lead role in organizing programs and activities.	0% 29%	57% 57%	43% 11%	0% 4%
Students are encouraged to get involved in extra-curricular activities.	14% 44%	71% 53%	14% 4%	0% 0%
I feel like I belong.	14% 38%	57% 51%	14% 7%	14% 4%
I feel satisfied with the recognition I get for doing a good job.	43% 36%	29% 38%	14% 20%	14% 7%
I feel comfortable discussing feelings, worries, and frustrations with my supervisor.	43% 41%	29% 45%	14% 7%	14% 7%
This school inspires me to do the very best at my job.	57% 35%	14% 52%	14% 7%	14% 5%
People at this school care about me as a person.	29% 35%	43% 55%	14% 6%	14% 5%
I can manage almost any student behavior problem.	14% 30%	71% 61%	14% 9%	0% 0%
I feel safe at this school.	14% 38%	71% 57%	0% 5%	14% 1%
The following types of problems occur at this school often: Physical conflicts among students.	0% 2%	14% 8%	57% 61%	29% 29%

The following types of problems occur at this school often: robbery or theft.	0% 1%	0% 4%	43% 55%	57% 41%	
The following types of problems occur at this school often: vandalism.	0% 3%	14% 14%	14% 47%	71% 37%	
The following types of problems occur at this school often: student possession of weapons.	0% 1%	0% 0%	14% 38%	86% 61%	
The following types of problems occur at this school often: sexual assault or dating violence.	0% 1%	0% 2%	0% 46%	100% 51%	
The following types of problems occur at this school often: physical abuse of teachers.	0% 1%	0% 2%	14% 46%	86% 51%	
The following types of problems occur at this school often: student verbal abuse of teachers.	0% 1%	14% 12%	57% 57%	29% 30%	
I think that bullying is a frequent problem at this school.	0% 0%	29% 19%	57% 63%	14% 17%	
I think that cyberbullying is a frequent problem among students at this school.	14% 4%	14% 26%	57% 48%	14% 22%	
Staff at this school always stop bullying when they see it.	43% 28%	57% 59%	0% 10%	0% 3%	
Staff at this school are teased or picked on about their race or ethnicity.	0% 1%	0% 3%	14% 46%	86% 51%	
Staff at this school are teased or picked on about their cultural background or religion.	0% 1%	0% 3%	14% 43%	86% 53%	
Staff at this school are teased or picked on about their physical or mental disability.	0% 1%	0% 3%	14% 42%	86% 54%	
Staff at this school are teased or picked on about their sexuality.	0% 1%	0% 4%	14% 43%	86% 53%	
		Not a Problem	Small Problem	Somewhat a Problem	Large Problem
At this school, how much of a problem is student drug use?	100% 52%	0% 29%	0% 15%	0% 5%	

At this school, how much of a problem is student use of electronic cigarettes?	100% 51%	0% 21%	0% 20%	0% 7%
At this school, how much of a problem is student use of tobacco (e.g., cigarettes, chew, cigars)?	100% 60%	0% 27%	0% 10%	0% 3%
At this school, how much of a problem is student alcohol use?	100% 57%	0% 25%	0% 15%	0% 3%

	Strongly Agree	Agree	Disagree	Strongly Disagree
This school collaborates well with community organizations to help address youth substance use problems.	0% 19%	67% 65%	33% 15%	0% 1%
This school has adequate resources to address substance use prevention.	0% 19%	86% 71%	14% 10%	0% 1%
At this school, first-time violations of alcohol or other drug policies are punished by at least an out-of-school suspension.	0% 14%	67% 68%	17% 13%	17% 4%
This school has programs, resources, and/or policies to prevent substance abuse.	0% 16%	57% 71%	43% 13%	0% 1%
This school has programs that address substance use among students.	0% 15%	50% 70%	50% 15%	0% 1%
I know what to do if there is an emergency, natural disaster (tornado, flood) or a dangerous situation (e.g., violent person on campus) during the school day.	29% 35%	57% 61%	0% 4%	14% 1%
This school has a written plan that describes procedures to be performed in shootings.	29% 35%	43% 59%	14% 3%	14% 3%
This school has a written plan that clearly describes procedures to be performed in natural disasters (e.g., earthquakes or tornadoes).	33% 34%	33% 60%	17% 5%	17% 1%
This school or school district provides effective training in safety procedures to staff (e.g., lockdown training or fire drills).	29% 35%	43% 59%	14% 5%	14% 1%
My work is hindered by poor heating, cooling, and/or lighting systems at this school.	14% 6%	29% 17%	43% 50%	14% 28%
My work is hindered by insufficient workspace at this school.	0% 0%	14% 8%	57% 61%	29% 31%

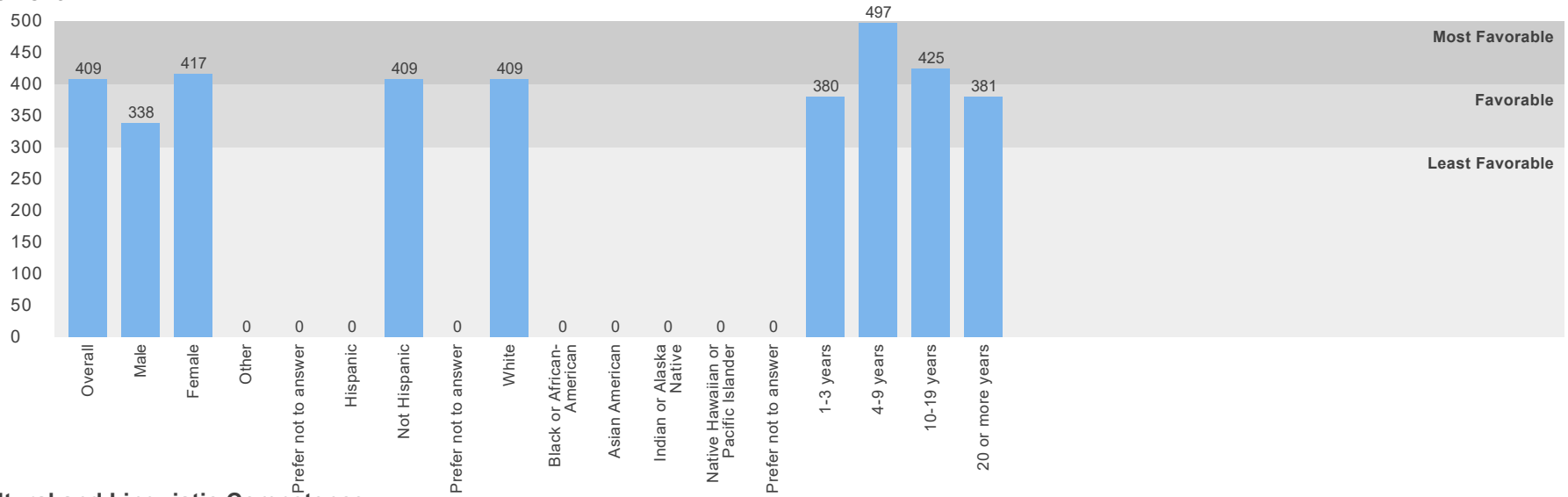
My work is hindered by a lack of materials and basic supplies at this school.	0% 0%	0% 1%	71% 61%	29% 38%
My work is hindered by inadequate or outdated equipment or facilities at this school.	0% 1%	14% 4%	57% 57%	29% 38%
This school looks clean and pleasant.	14% 39%	86% 56%	0% 5%	0% 1%
This school is an inviting work environment.	14% 40%	71% 53%	14% 6%	0% 2%
Staff at this school feel responsible to help each other do their best.	14% 32%	86% 62%	0% 6%	0% 1%
Staff at this school feel responsible when students at this school fail.	14% 23%	57% 66%	29% 10%	0% 1%
The programs and resources at this school are adequate to support students with special needs or disabilities.	0% 33%	57% 50%	29% 13%	14% 4%
Staff at this school feel that it is a part of their job to prepare students to succeed in college.	14% 30%	43% 60%	43% 10%	0% 1%
Staff at this school expect students to do their best all the time.	57% 31%	29% 66%	0% 2%	14% 1%
This school provides the materials, resources, and training necessary for me to support students' physical health and nutrition.	17% 25%	50% 66%	17% 7%	17% 2%
This school places a priority on making healthy food choices.	17% 23%	17% 57%	50% 17%	17% 4%
This school places a priority on students' health needs.	33% 28%	33% 64%	17% 7%	17% 1%
This school places a priority on students' physical activity.	33% 30%	50% 64%	0% 4%	17% 2%
This school places a priority on addressing students' mental health needs.	29% 36%	43% 56%	14% 7%	14% 1%
This school places a priority on teaching students strategies to manage their stress levels.	29% 29%	57% 60%	0% 8%	14% 2%
This school provides the materials, resources, and training necessary for me to support students'	14%	57%	14%	14%

social or emotional needs.	26%	62%	11%	1%
This school provides quality counseling or other services to help students with social or emotional needs.	29% 39%	57% 55%	0% 6%	14% 1%
Staff at this school are clearly informed about school policies and procedures.	29% 24%	43% 67%	14% 8%	14% 1%
Staff at this school recognize students for positive behavior.	57% 48%	43% 51%	0% 1%	0% 0%
Staff at this school encourage students to think about how their actions affect others.	29% 41%	57% 57%	0% 1%	14% 1%
School rules are applied equally to all students.	29% 30%	43% 51%	14% 15%	14% 5%
Discipline is fair.	29% 25%	43% 55%	14% 17%	14% 4%
Staff at this school help students develop strategies to understand and control their feelings and actions.	29% 30%	57% 68%	0% 2%	14% 1%
This school effectively handles student discipline and behavior problems.	29% 26%	57% 55%	0% 15%	14% 4%
Staff at this school work together to ensure an orderly environment.	29% 34%	57% 61%	0% 3%	14% 2%

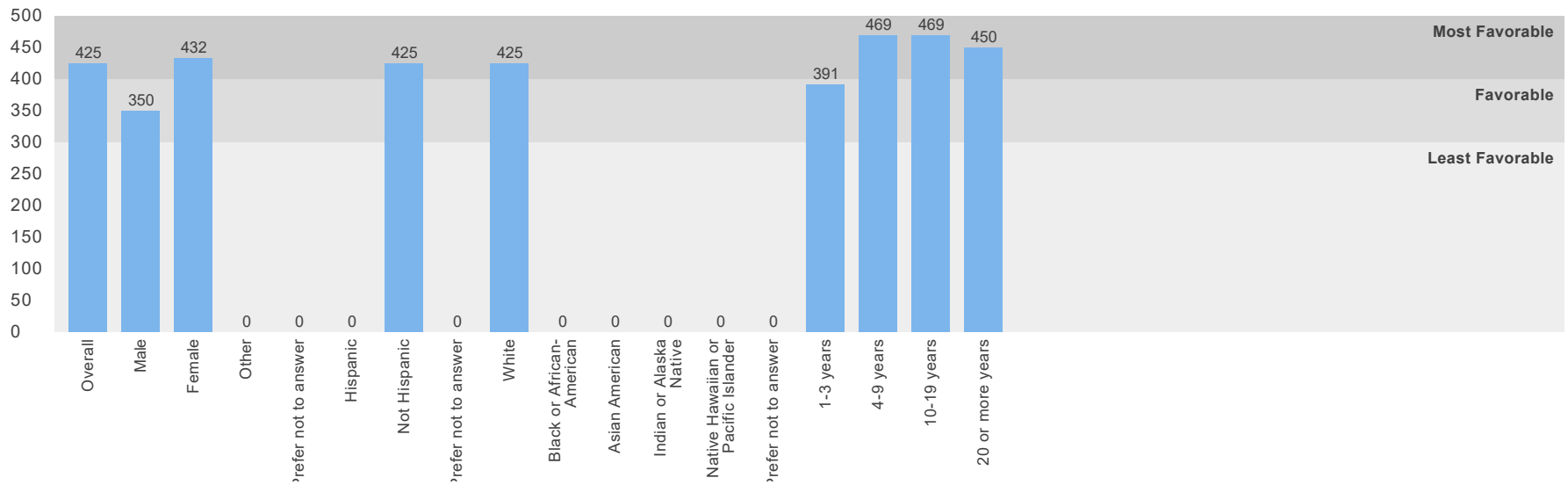
HAMAGRAEL ES

Scale Scores by Demographic

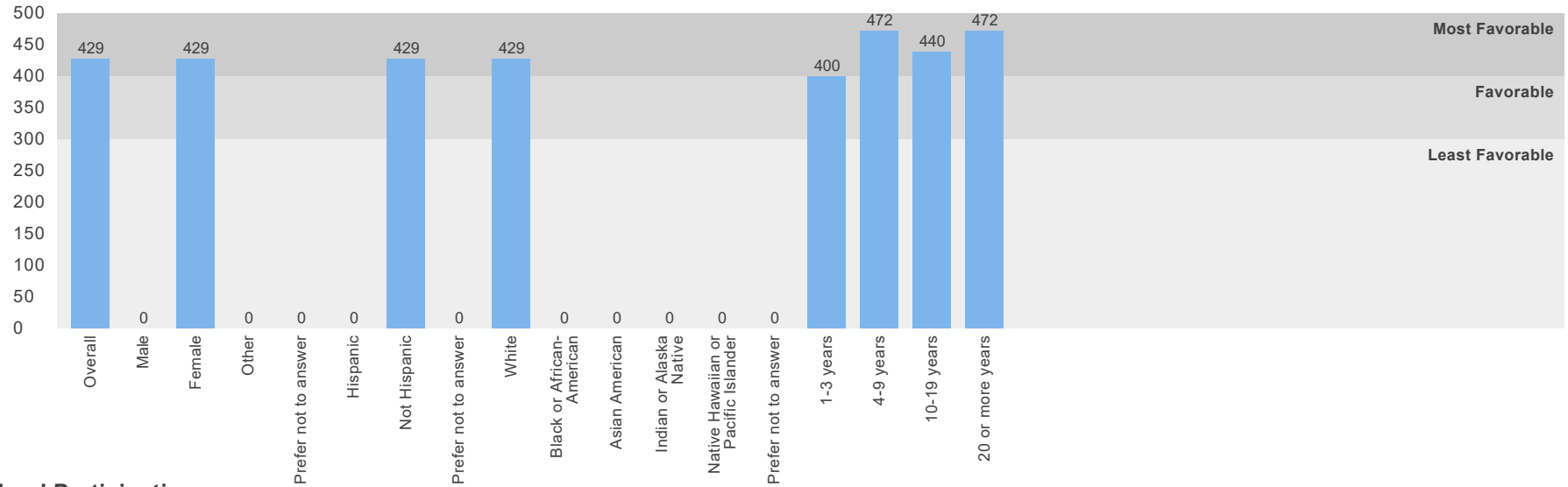
Engagement



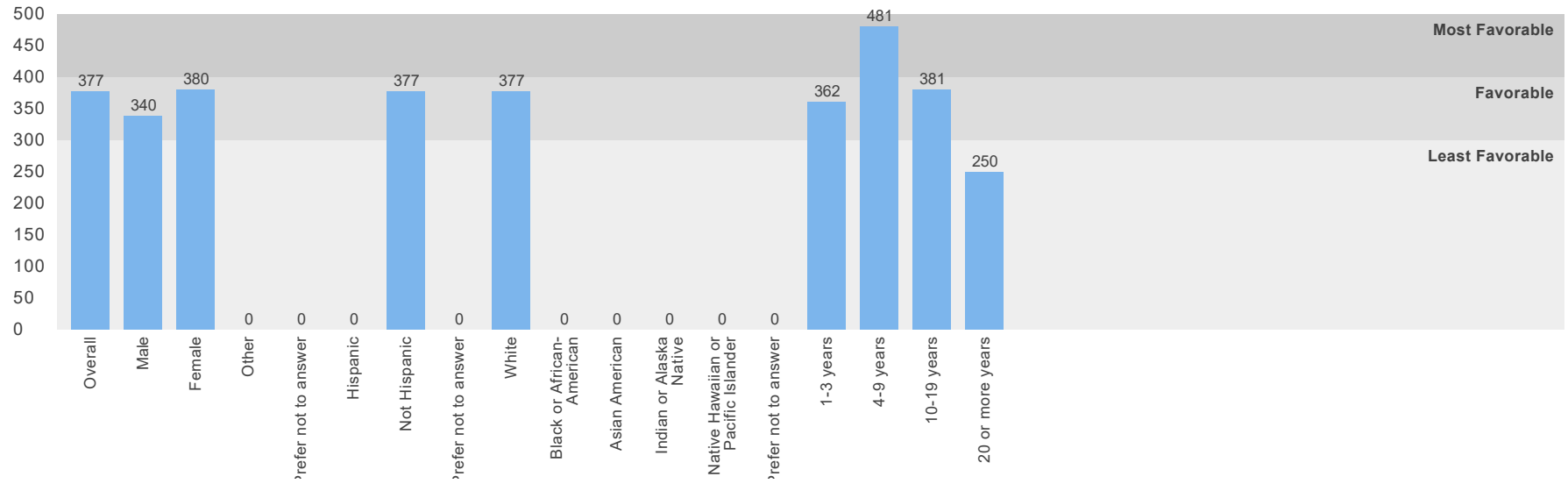
Cultural and Linguistic Competence



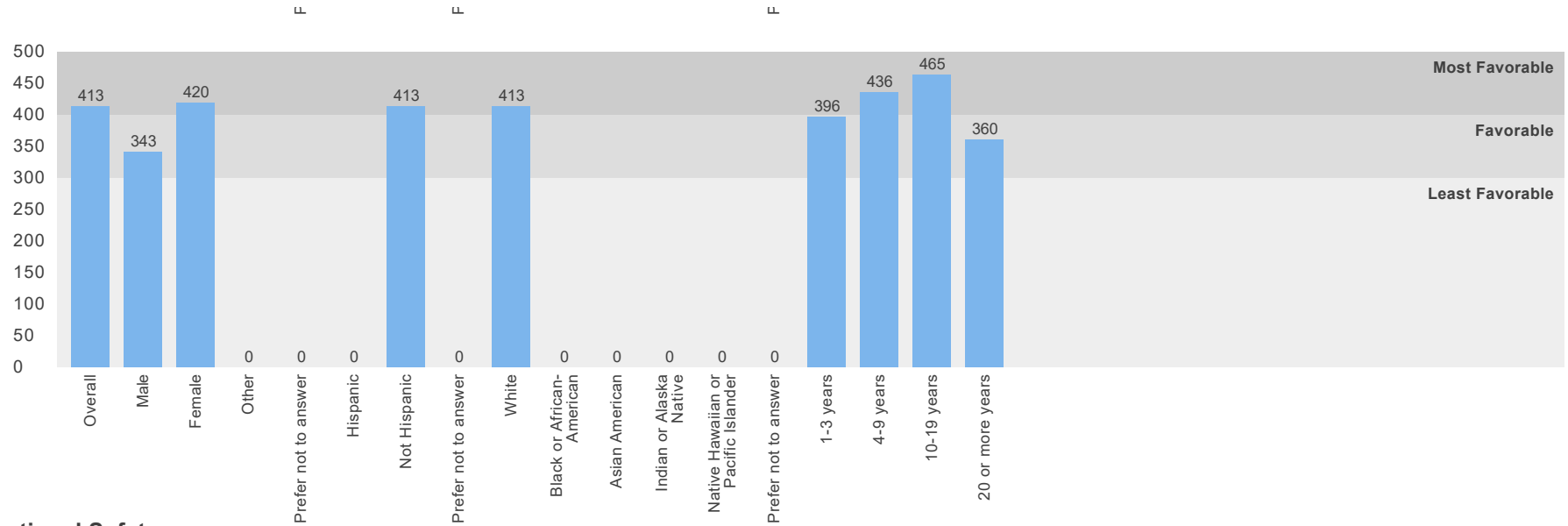
Relationships



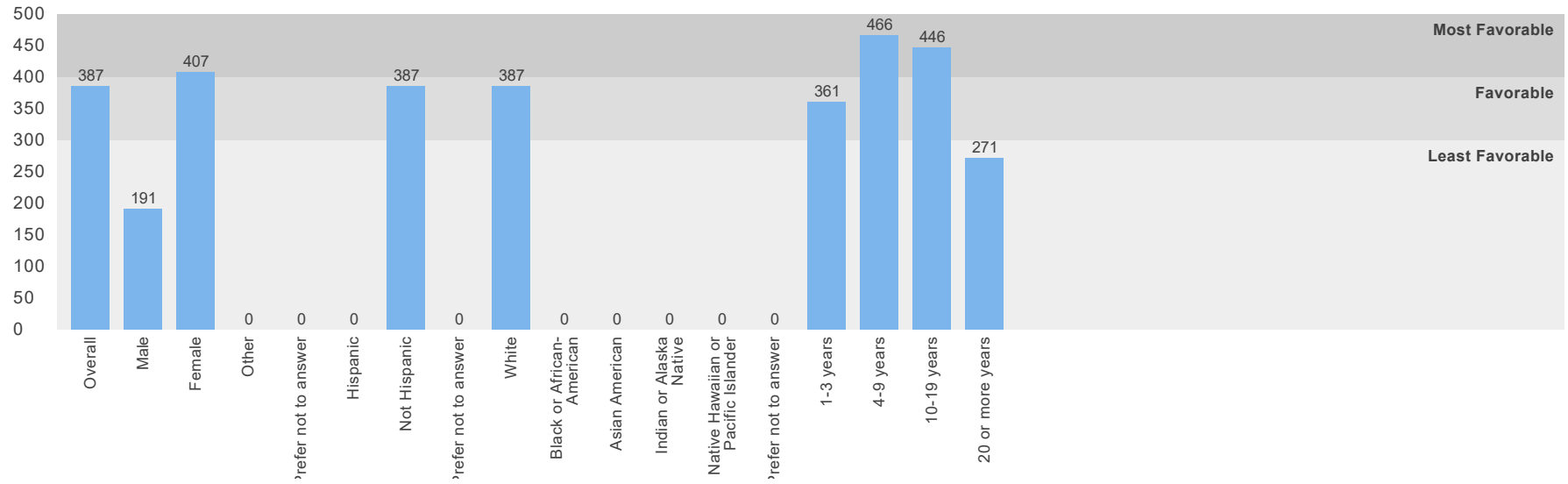
School Participation



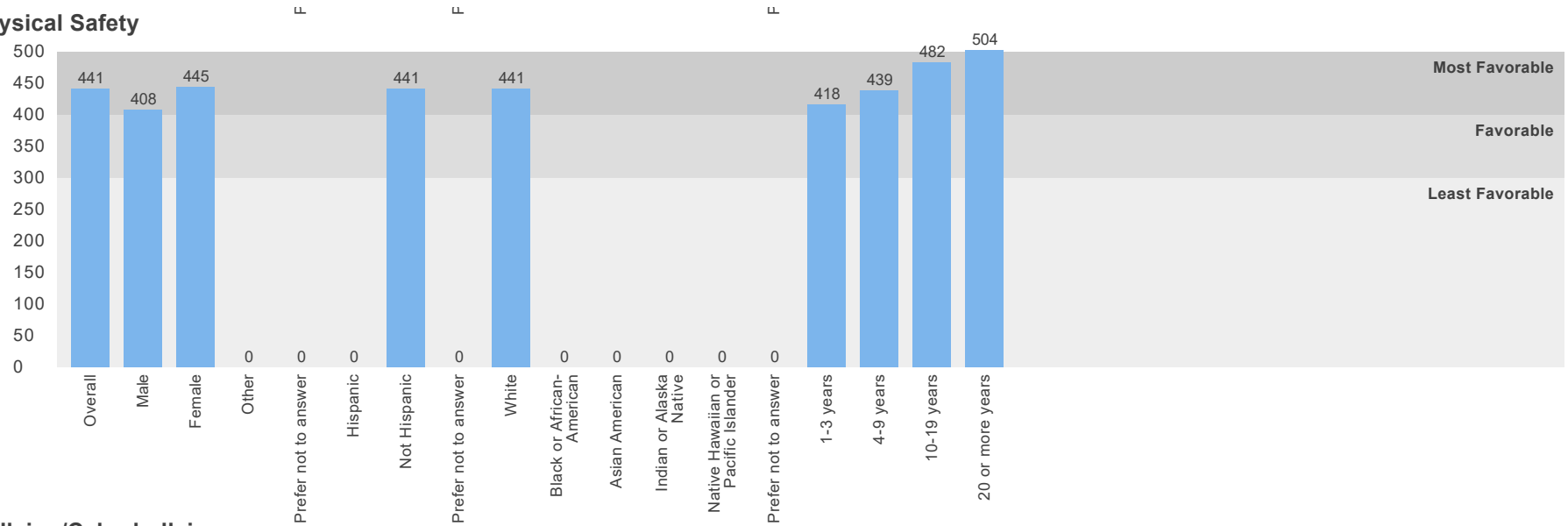
Safety



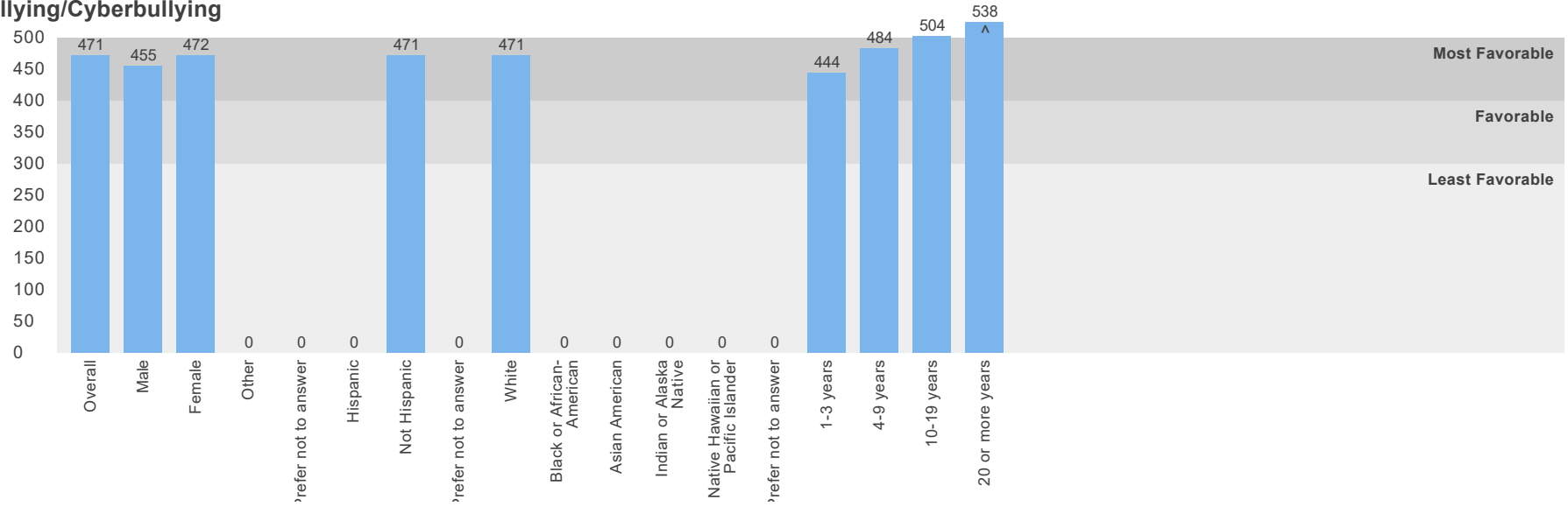
Emotional Safety



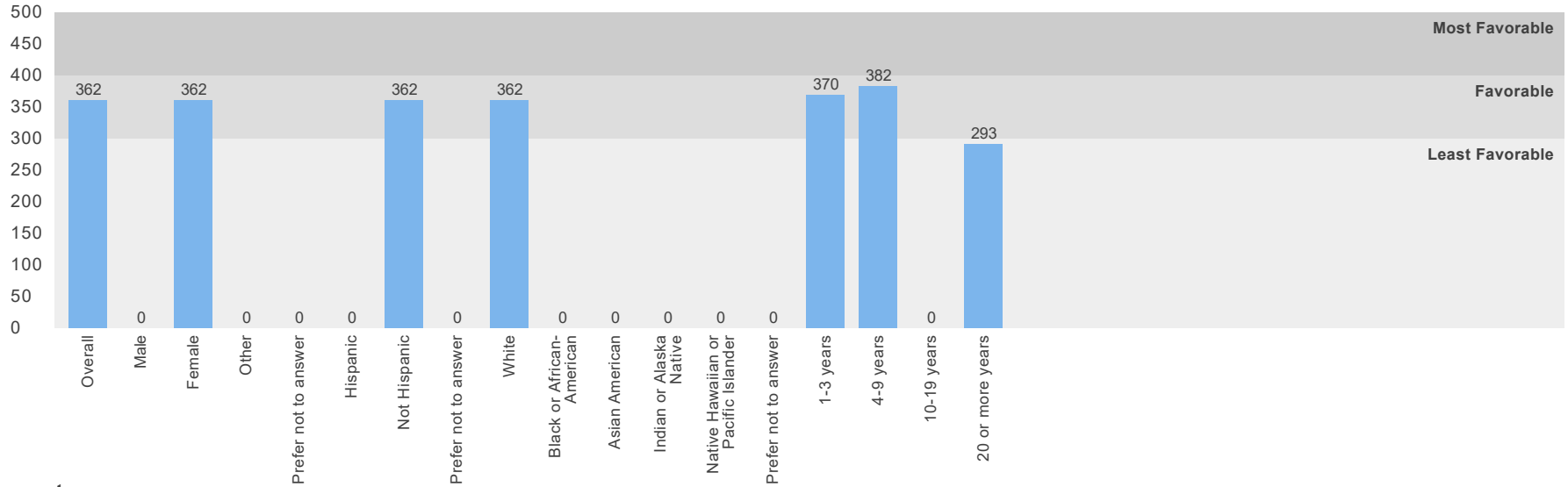
Physical Safety



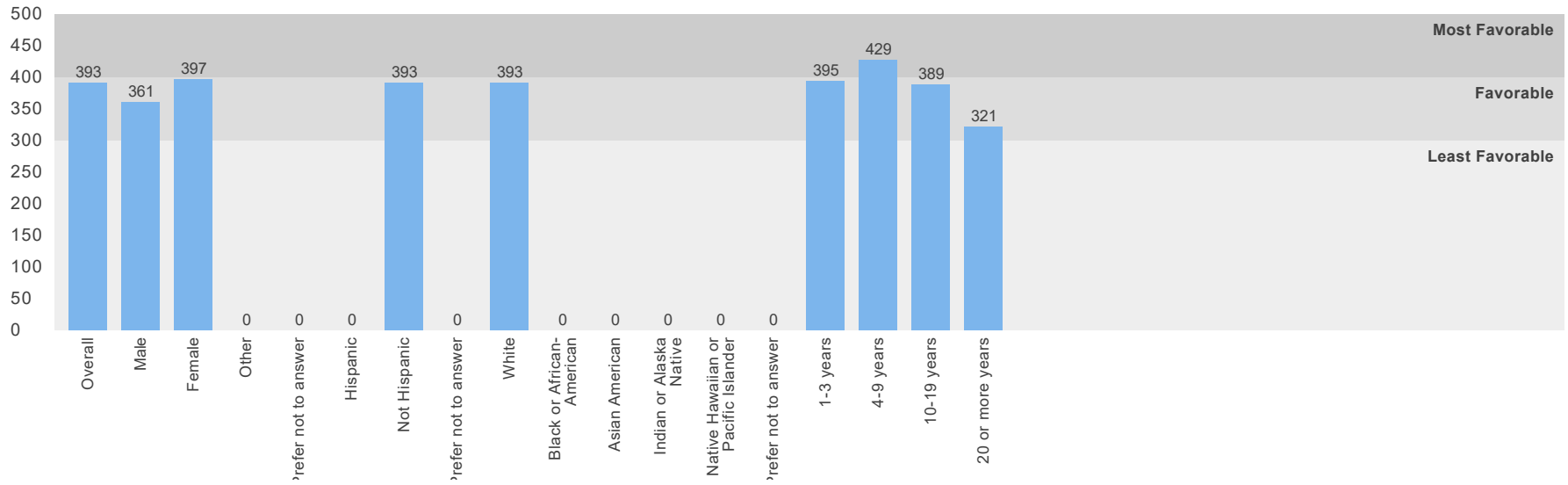
Bullying/Cyberbullying



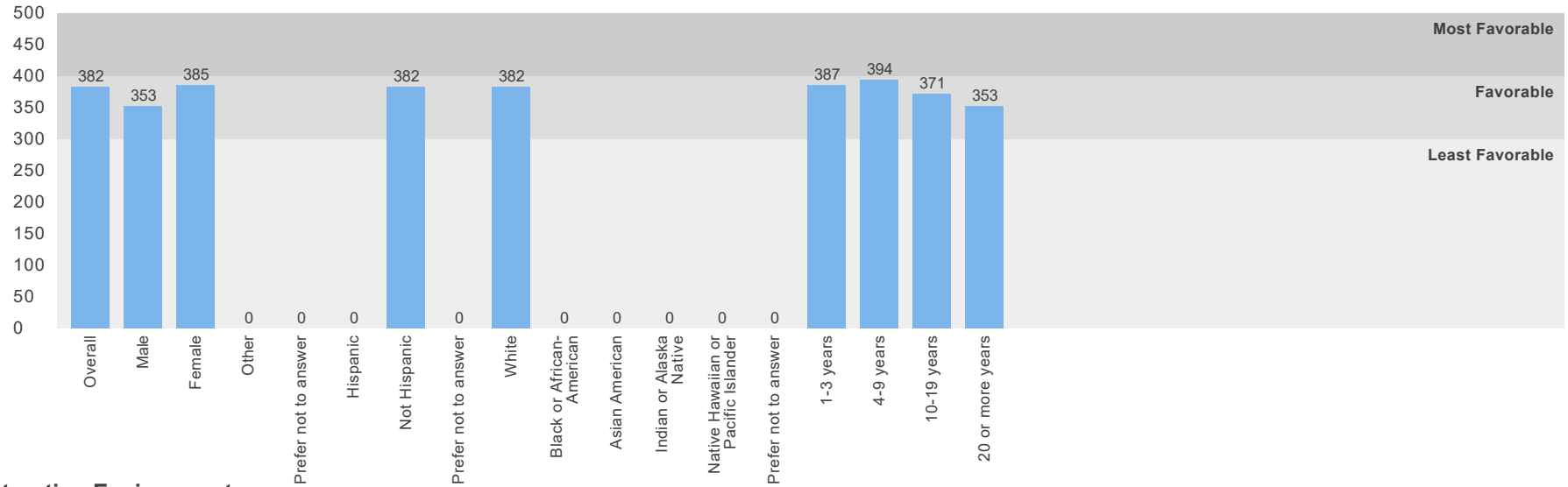
Substance Abuse



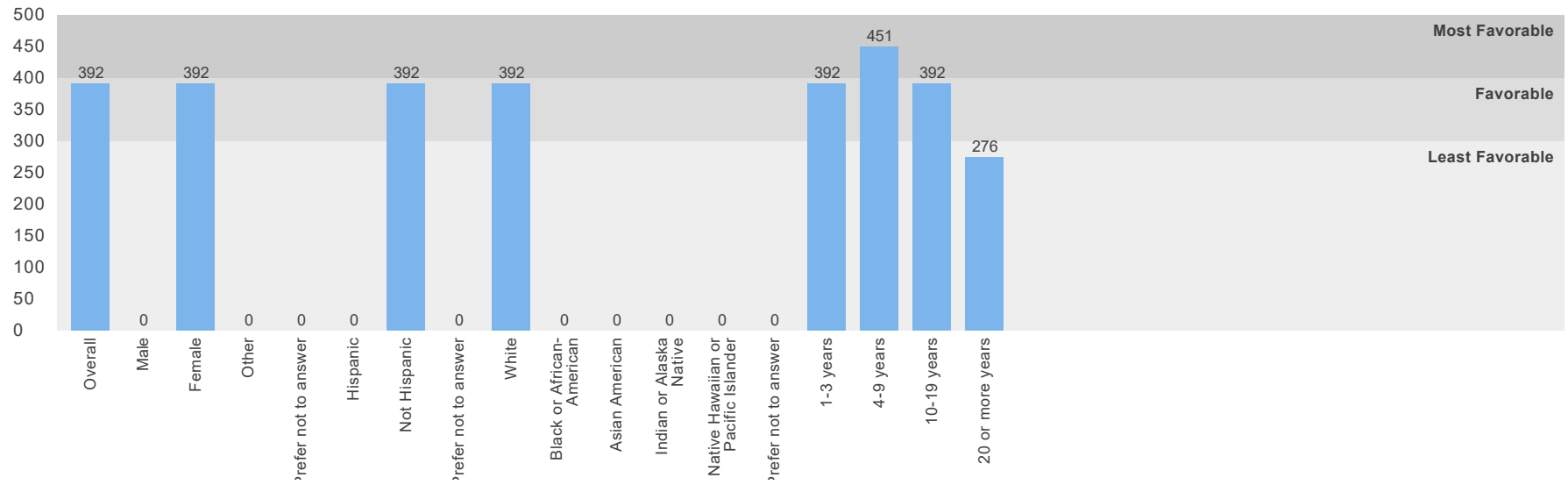
Environment



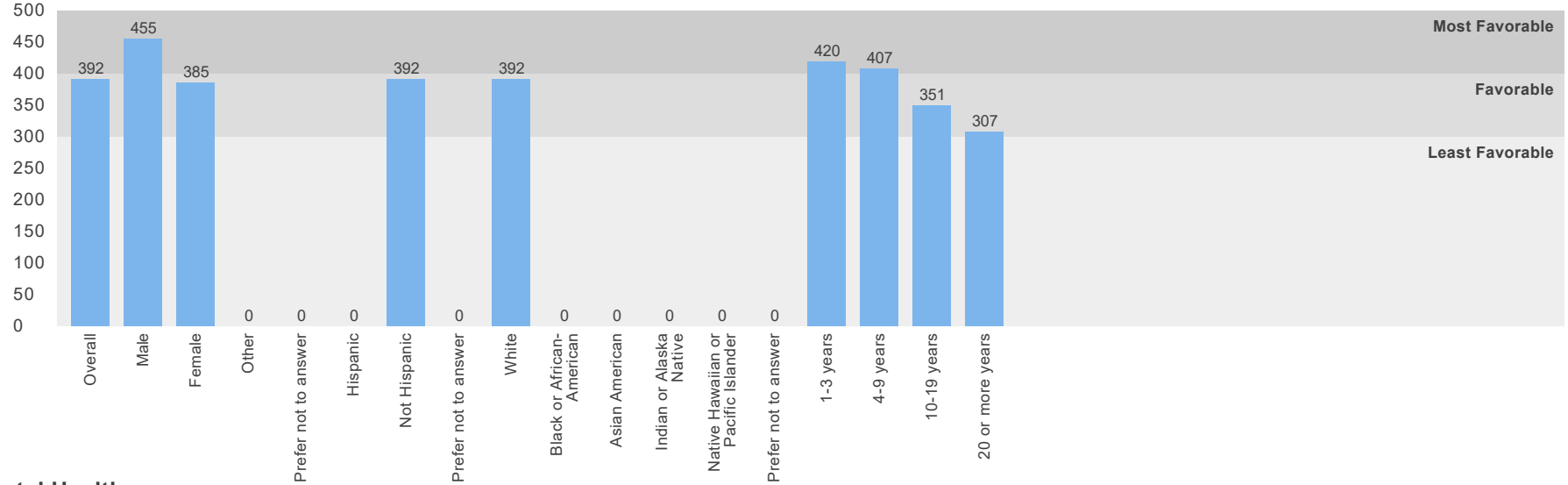
Physical Environment



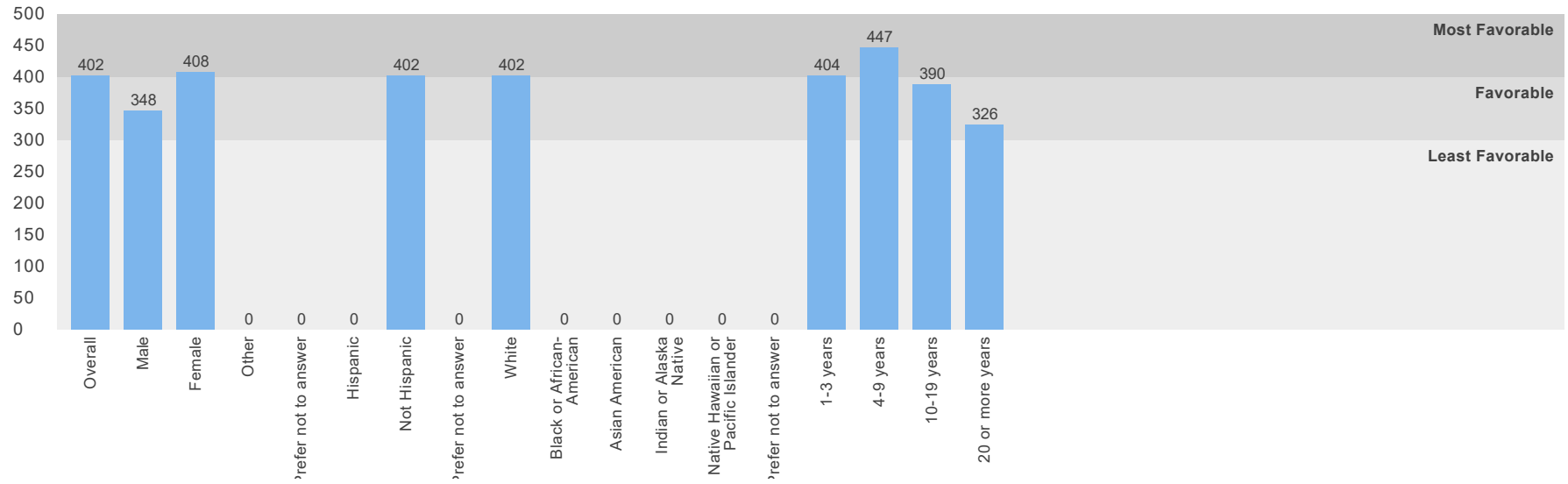
Instruction Environment



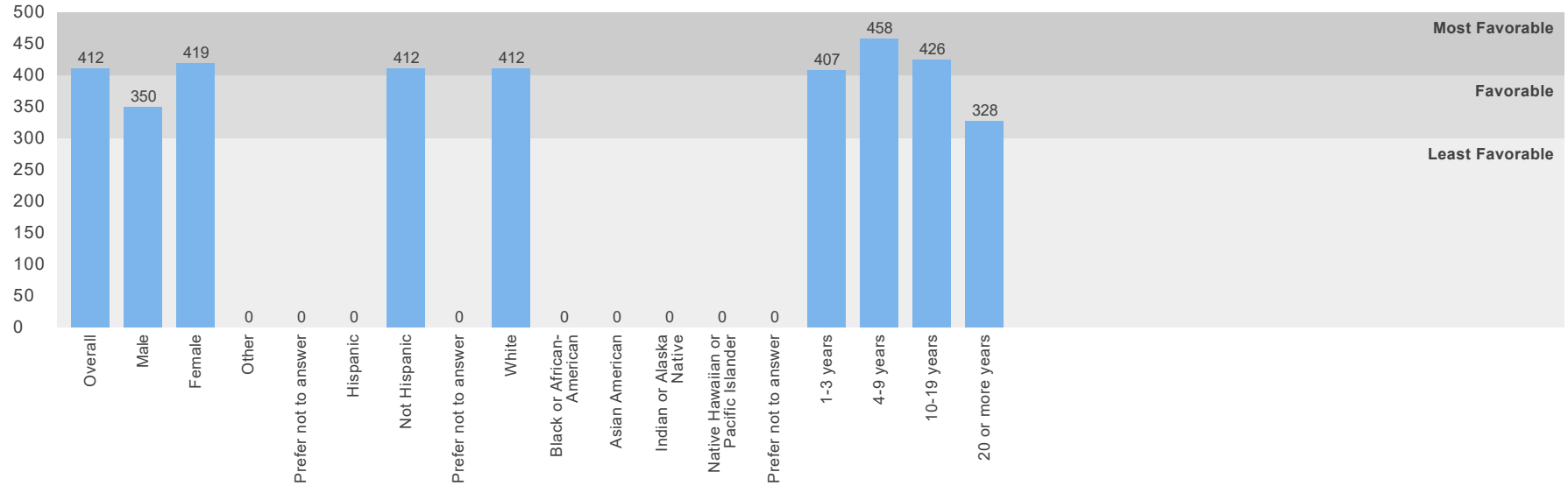
Physical Health



Mental Health



Discipline



Number of Submissions: 11

The top percentage is for this school, the bottom is for the district

	Male	Female	Other	Prefer not to answer
Are you male or female?	9% 23%	91% 71%	0% 1%	0% 5%

	Hispanic	Not Hispanic	Prefer not to answer
Are you of Hispanic or Latino origin?	0% 3%	100% 88%	0% 9%

	White	Black or African-American	Asian American	Indian or Alaska Native	Native Hawaiian or Pacific Islander	Prefer not to answer

What is your race?	100% 89%	0% 3%	0% 3%	0% 1%	0% 2%	0% 8%
--------------------	-------------	----------	----------	----------	----------	----------

	1-3 years	4-9 years	10-19 years	20 or more years
How many years have you been working at this school?	55% 37%	18% 22%	18% 29%	9% 13%

	Strongly Agree	Agree	Disagree	Strongly Disagree
At this school, all students are treated equally, regardless of whether their parents are rich or poor.	64% 36%	36% 55%	0% 7%	0% 2%
This school encourages students to take challenging classes no matter their race, ethnicity, nationality, and/or cultural background (e.g., honor level courses, gifted courses, AP or IB courses).	55% 40%	45% 58%	0% 2%	0% 0%
This school provides instructional materials (e.g., textbooks or handouts) that reflect students' cultural background, ethnicity and identity.	45% 32%	55% 57%	0% 10%	0% 1%
This school emphasizes showing respect for all students' cultural beliefs and practices.	82% 52%	18% 47%	0% 1%	0% 0%
This school provides effective resources and training for teaching students with Individualized Education Programs (IEPs) across different languages and cultures.	45% 36%	55% 50%	0% 13%	0% 2%
This school provides effective supports for students needing alternative modes of communication (e.g., manual signs, communication boards, computer-based devices, picture exchange systems, Braille).	64% 43%	36% 50%	0% 6%	0% 1%
This school helps parents find community supports for their students who need them.	67% 37%	33% 61%	0% 3%	0% 0%
Staff at this school do a good job helping parents to support their children's learning at home.	78% 39%	22% 58%	0% 2%	0% 1%
Staff at this school do a good job helping parents understand when their child needs to learn social and emotional skills.	70% 36%	30% 55%	0% 8%	0% 1%
At this school the staff get along well.	100% 42%	0% 53%	0% 4%	0% 1%

At this school there is a feeling of trust among the staff.	45% 29%	45% 56%	9% 14%	0% 2%
At this school students get along well with the staff.	45% 35%	55% 64%	0% 1%	0% 0%
Administrators ask staff to be involved in making decisions.	27% 26%	64% 51%	0% 17%	9% 5%
Staff at this school have many informal opportunities to influence what happens within the school.	18% 25%	73% 52%	0% 17%	9% 6%
At this school, students are given the opportunity to take part in decision making.	20% 21%	70% 63%	10% 13%	0% 3%
This school provides students with opportunities to take a lead role in organizing programs and activities.	44% 29%	44% 57%	11% 11%	0% 4%
Students are encouraged to get involved in extra-curricular activities.	55% 44%	45% 53%	0% 4%	0% 0%
I feel like I belong.	55% 38%	27% 51%	0% 7%	18% 4%
I feel satisfied with the recognition I get for doing a good job.	36% 36%	45% 38%	0% 20%	18% 7%
I feel comfortable discussing feelings, worries, and frustrations with my supervisor.	27% 41%	55% 45%	0% 7%	18% 7%
This school inspires me to do the very best at my job.	45% 35%	36% 52%	0% 7%	18% 5%
People at this school care about me as a person.	55% 35%	27% 55%	9% 6%	9% 5%
I can manage almost any student behavior problem.	50% 30%	40% 61%	10% 9%	0% 0%
I feel safe at this school.	55% 38%	36% 57%	9% 5%	0% 1%
The following types of problems occur at this school often: Physical conflicts among students.	0% 2%	0% 8%	55% 61%	45% 29%

The following types of problems occur at this school often: robbery or theft.	0% 1%	0% 4%	36% 55%	64% 41%	
The following types of problems occur at this school often: vandalism.	0% 3%	9% 14%	27% 47%	64% 37%	
The following types of problems occur at this school often: student possession of weapons.	0% 1%	0% 0%	0% 38%	100% 61%	
The following types of problems occur at this school often: sexual assault or dating violence.	0% 1%	0% 2%	18% 46%	82% 51%	
The following types of problems occur at this school often: physical abuse of teachers.	0% 1%	0% 2%	36% 46%	64% 51%	
The following types of problems occur at this school often: student verbal abuse of teachers.	0% 1%	0% 12%	36% 57%	64% 30%	
I think that bullying is a frequent problem at this school.	0% 0%	0% 19%	73% 63%	27% 17%	
I think that cyberbullying is a frequent problem among students at this school.	0% 4%	0% 26%	11% 48%	89% 22%	
Staff at this school always stop bullying when they see it.	45% 28%	55% 59%	0% 10%	0% 3%	
Staff at this school are teased or picked on about their race or ethnicity.	0% 1%	0% 3%	9% 46%	91% 51%	
Staff at this school are teased or picked on about their cultural background or religion.	0% 1%	0% 3%	9% 43%	91% 53%	
Staff at this school are teased or picked on about their physical or mental disability.	0% 1%	0% 3%	9% 42%	91% 54%	
Staff at this school are teased or picked on about their sexuality.	0% 1%	0% 4%	9% 43%	91% 53%	
		Not a Problem	Small Problem	Somewhat a Problem	Large Problem
At this school, how much of a problem is student drug use?	100% 52%	0% 29%	0% 15%	0% 5%	

At this school, how much of a problem is student use of electronic cigarettes?	100% 51%	0% 21%	0% 20%	0% 7%
At this school, how much of a problem is student use of tobacco (e.g., cigarettes, chew, cigars)?	100% 60%	0% 27%	0% 10%	0% 3%
At this school, how much of a problem is student alcohol use?	100% 57%	0% 25%	0% 15%	0% 3%

	Strongly Agree	Agree	Disagree	Strongly Disagree
This school collaborates well with community organizations to help address youth substance use problems.	43% 19%	29% 65%	29% 15%	0% 1%
This school has adequate resources to address substance use prevention.	14% 19%	71% 71%	14% 10%	0% 1%
At this school, first-time violations of alcohol or other drug policies are punished by at least an out-of-school suspension.	14% 14%	57% 68%	29% 13%	0% 4%
This school has programs, resources, and/or policies to prevent substance abuse.	29% 16%	57% 71%	14% 13%	0% 1%
This school has programs that address substance use among students.	14% 15%	71% 70%	14% 15%	0% 1%
I know what to do if there is an emergency, natural disaster (tornado, flood) or a dangerous situation (e.g., violent person on campus) during the school day.	45% 35%	55% 61%	0% 4%	0% 1%
This school has a written plan that describes procedures to be performed in shootings.	50% 35%	50% 59%	0% 3%	0% 3%
This school has a written plan that clearly describes procedures to be performed in natural disasters (e.g., earthquakes or tornadoes).	40% 34%	60% 60%	0% 5%	0% 1%
This school or school district provides effective training in safety procedures to staff (e.g., lockdown training or fire drills).	45% 35%	55% 59%	0% 5%	0% 1%
My work is hindered by poor heating, cooling, and/or lighting systems at this school.	0% 6%	30% 17%	50% 50%	20% 28%
My work is hindered by insufficient workspace at this school.	0% 0%	0% 8%	73% 61%	27% 31%

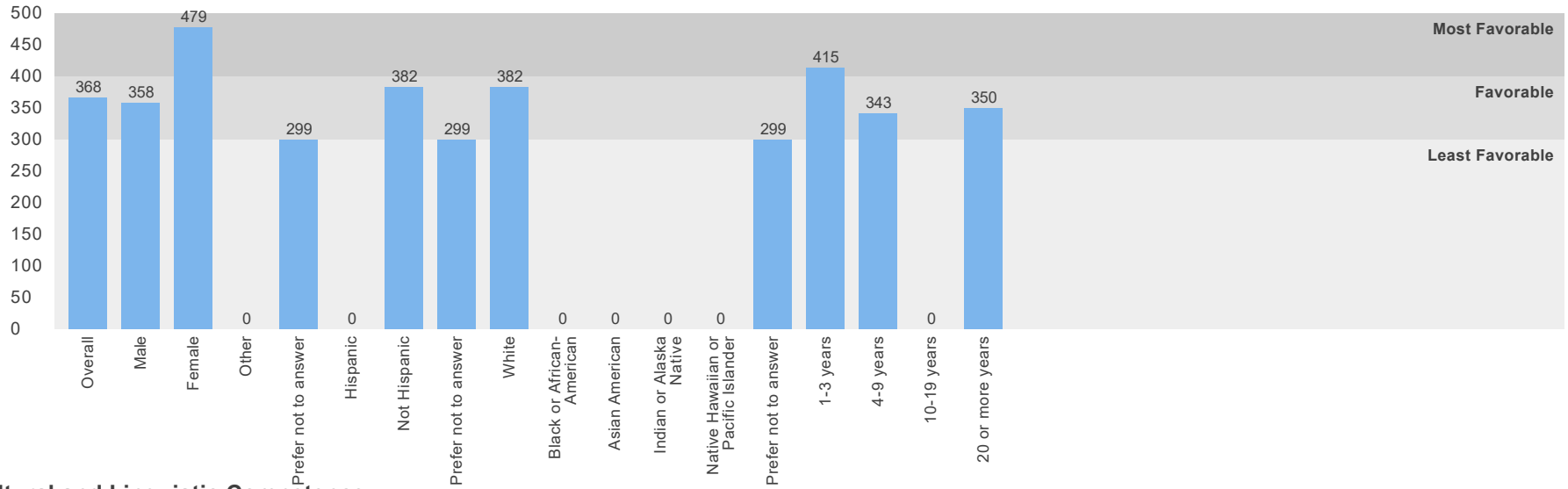
My work is hindered by a lack of materials and basic supplies at this school.	0% 0%	0% 1%	55% 61%	45% 38%
My work is hindered by inadequate or outdated equipment or facilities at this school.	0% 1%	0% 4%	55% 57%	45% 38%
This school looks clean and pleasant.	45% 39%	45% 56%	0% 5%	9% 1%
This school is an inviting work environment.	55% 40%	36% 53%	0% 6%	9% 2%
Staff at this school feel responsible to help each other do their best.	64% 32%	18% 62%	18% 6%	0% 1%
Staff at this school feel responsible when students at this school fail.	50% 23%	50% 66%	0% 10%	0% 1%
The programs and resources at this school are adequate to support students with special needs or disabilities.	40% 33%	50% 50%	10% 13%	0% 4%
Staff at this school feel that it is a part of their job to prepare students to succeed in college.	30% 30%	50% 60%	10% 10%	10% 1%
Staff at this school expect students to do their best all the time.	36% 31%	64% 66%	0% 2%	0% 1%
This school provides the materials, resources, and training necessary for me to support students' physical health and nutrition.	44% 25%	56% 66%	0% 7%	0% 2%
This school places a priority on making healthy food choices.	40% 23%	50% 57%	10% 17%	0% 4%
This school places a priority on students' health needs.	27% 28%	64% 64%	9% 7%	0% 1%
This school places a priority on students' physical activity.	45% 30%	55% 64%	0% 4%	0% 2%
This school places a priority on addressing students' mental health needs.	50% 36%	50% 56%	0% 7%	0% 1%
This school places a priority on teaching students strategies to manage their stress levels.	55% 29%	45% 60%	0% 8%	0% 2%
This school provides the materials, resources, and training necessary for me to support students'	33%	56%	11%	0%

social or emotional needs.	26%	62%	11%	1%
This school provides quality counseling or other services to help students with social or emotional needs.	55% 39%	45% 55%	0% 6%	0% 1%
Staff at this school are clearly informed about school policies and procedures.	18% 24%	82% 67%	0% 8%	0% 1%
Staff at this school recognize students for positive behavior.	73% 48%	27% 51%	0% 1%	0% 0%
Staff at this school encourage students to think about how their actions affect others.	64% 41%	36% 57%	0% 1%	0% 1%
School rules are applied equally to all students.	64% 30%	27% 51%	9% 15%	0% 5%
Discipline is fair.	56% 25%	33% 55%	11% 17%	0% 4%
Staff at this school help students develop strategies to understand and control their feelings and actions.	67% 30%	33% 68%	0% 2%	0% 1%
This school effectively handles student discipline and behavior problems.	63% 26%	25% 55%	13% 15%	0% 4%
Staff at this school work together to ensure an orderly environment.	60% 34%	40% 61%	0% 3%	0% 2%

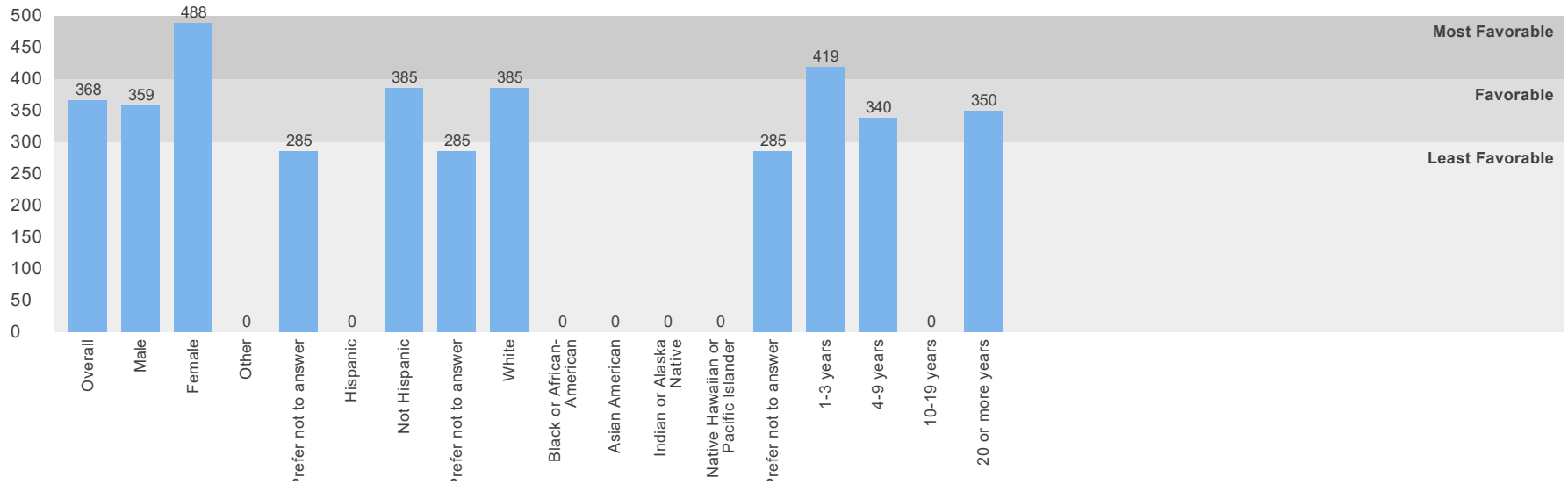
O & M

Scale Scores by Demographic

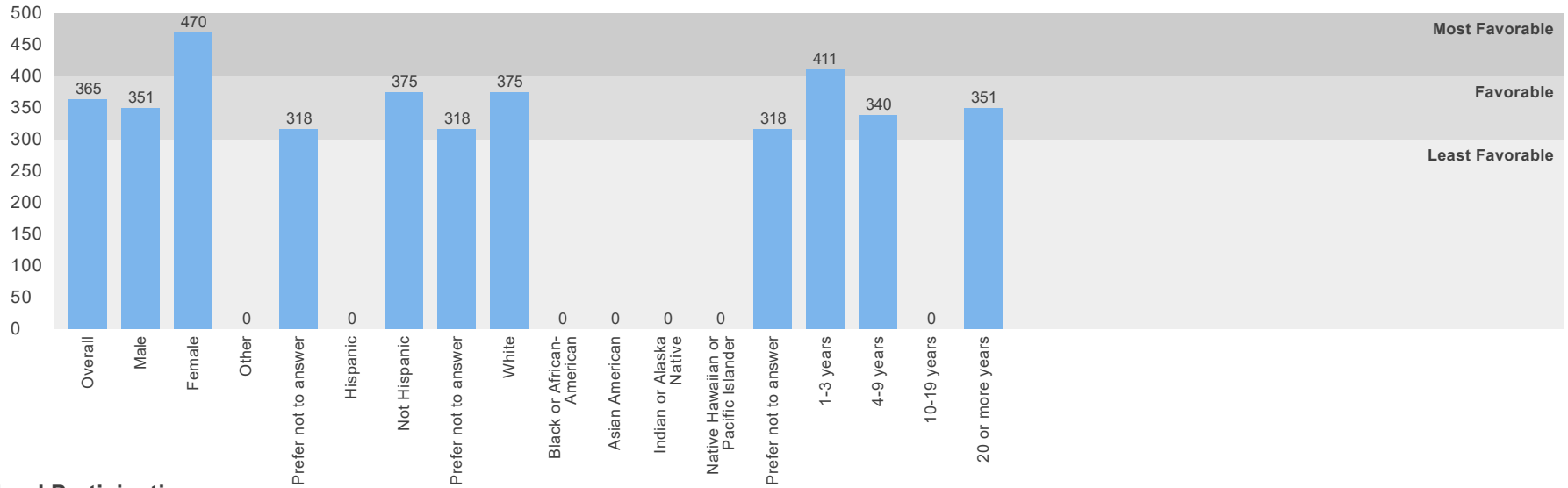
Engagement



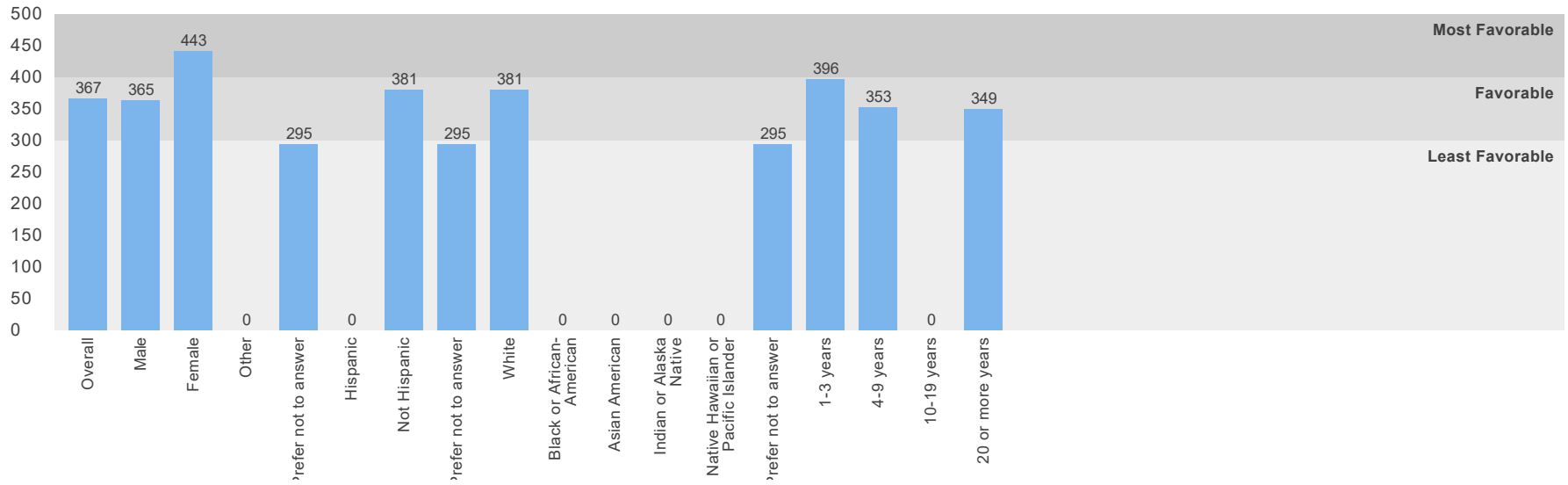
Cultural and Linguistic Competence



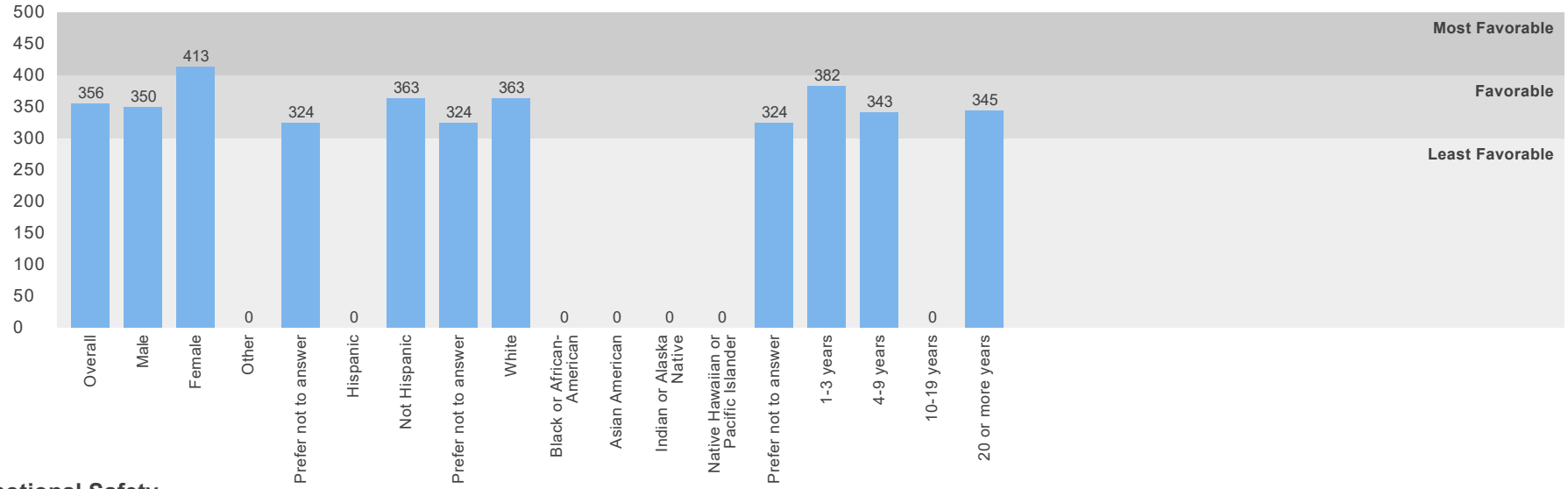
Relationships



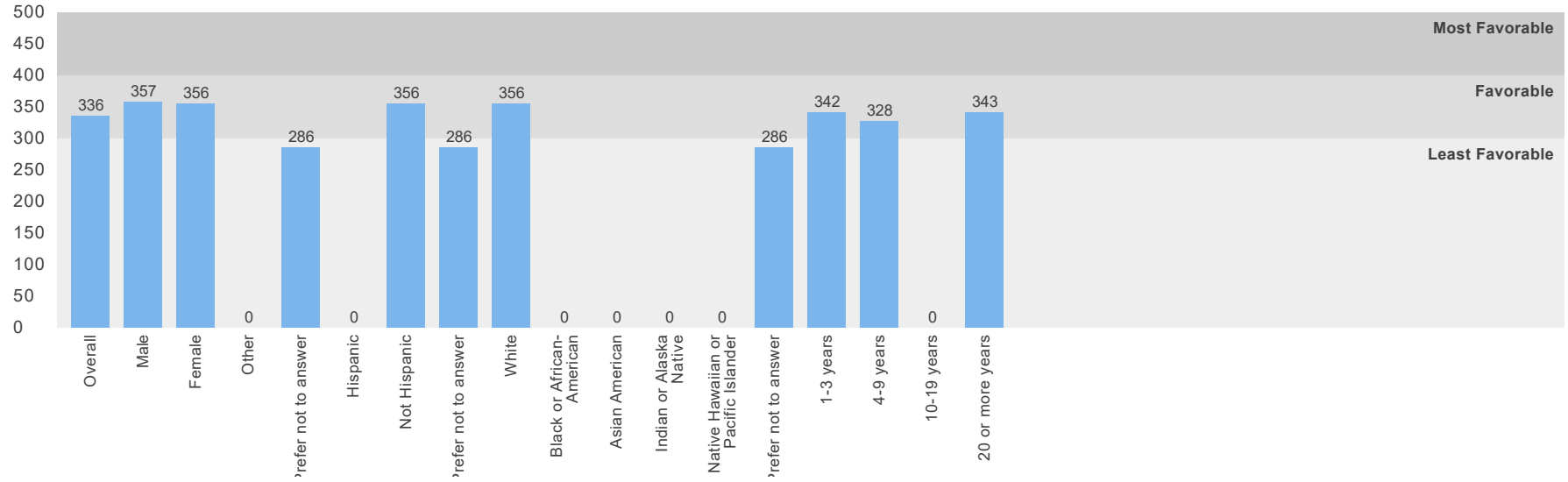
School Participation



Safety

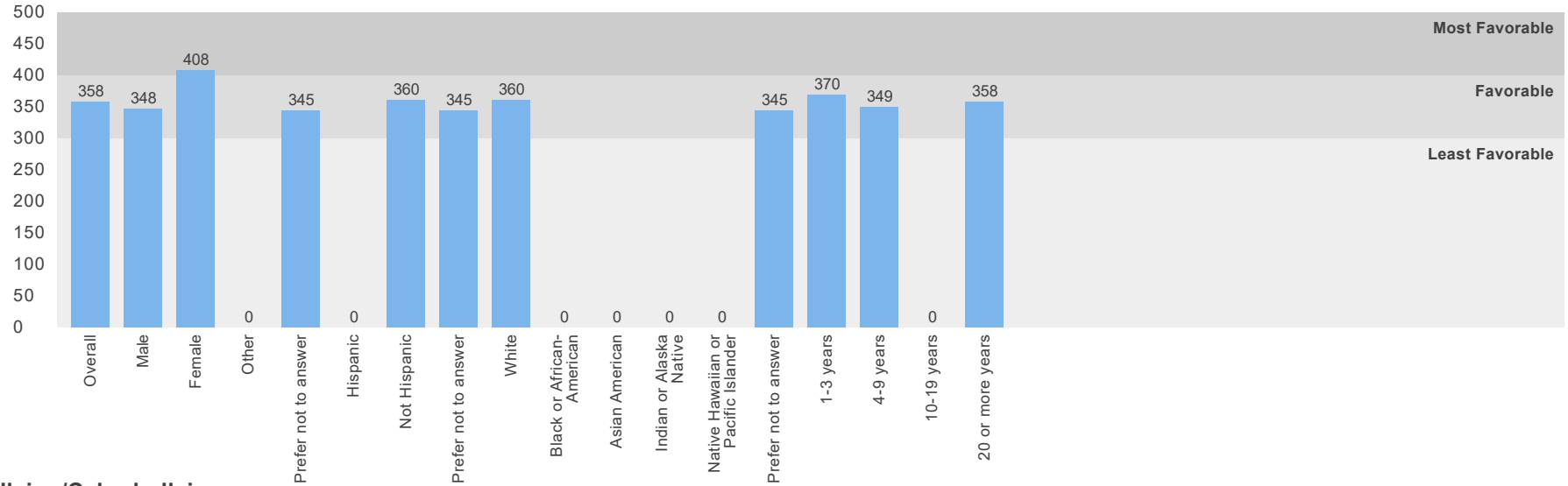


Emotional Safety

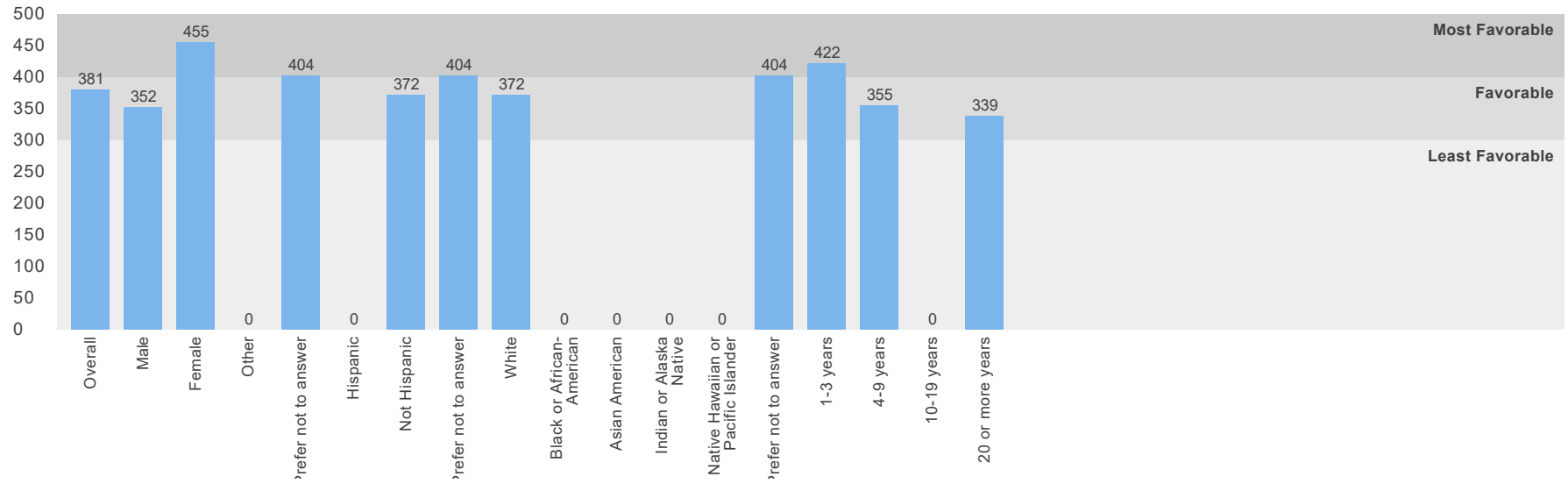


Physical Safety

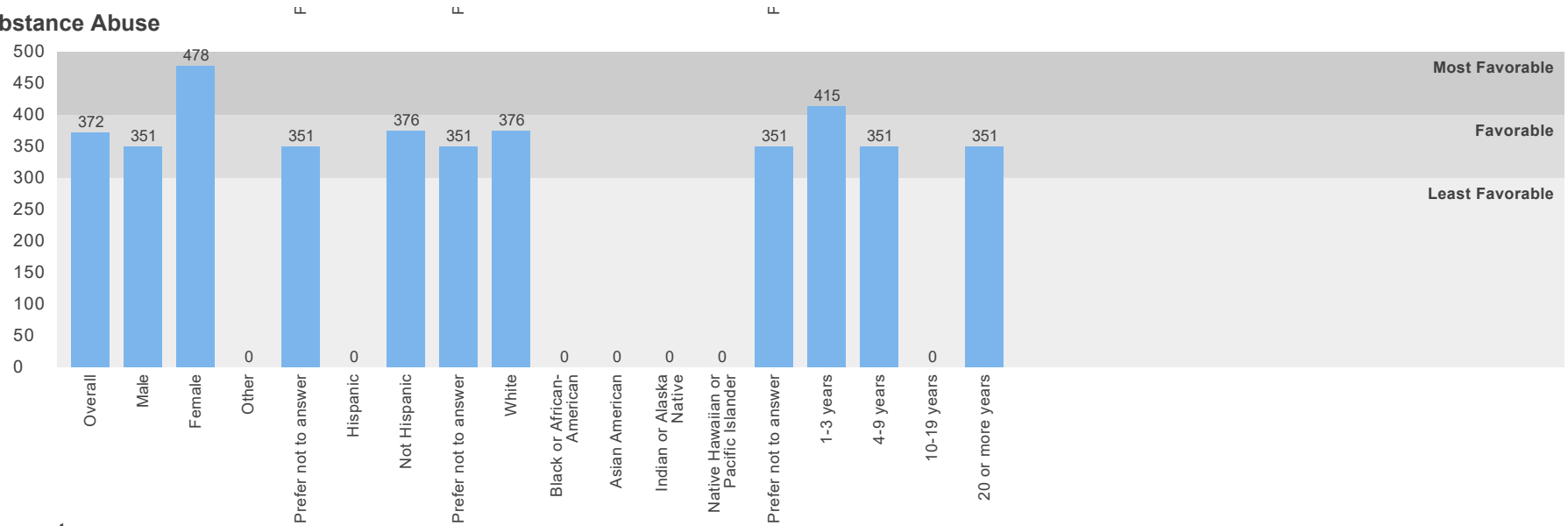
F F F



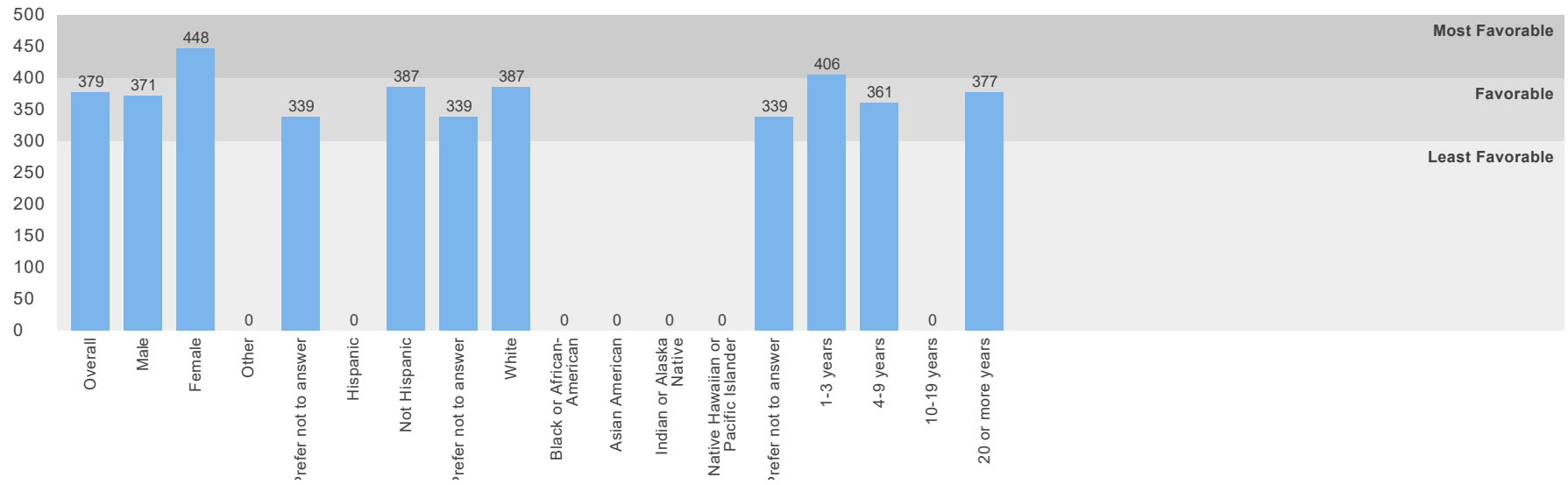
Bullying/Cyberbullying



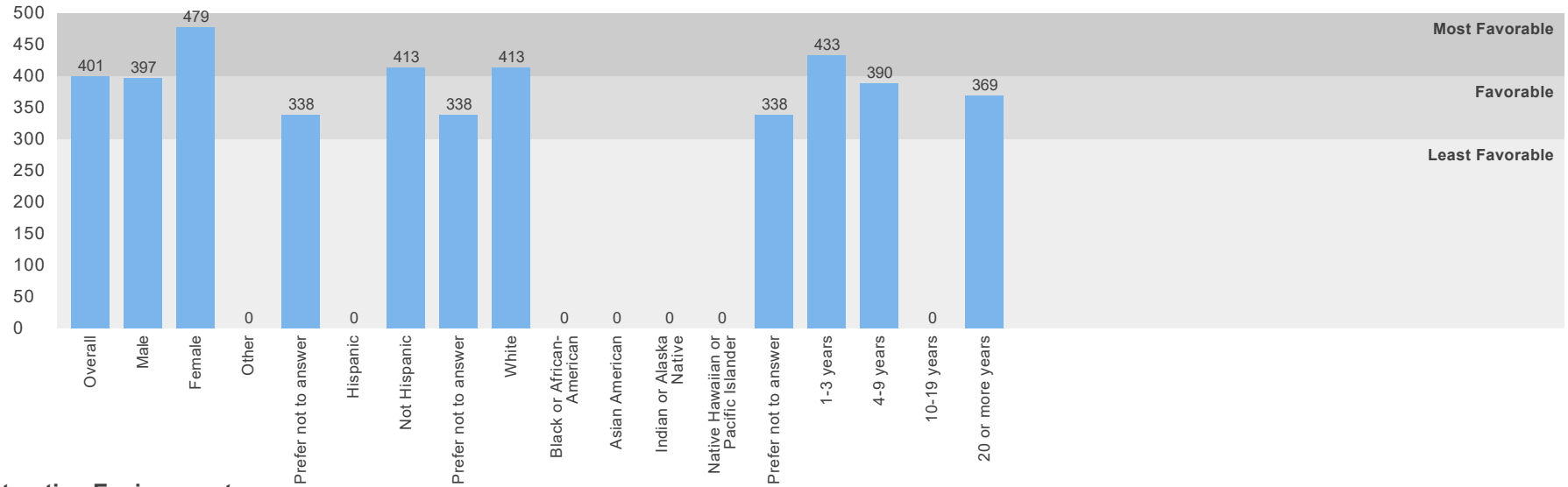
Substance Abuse



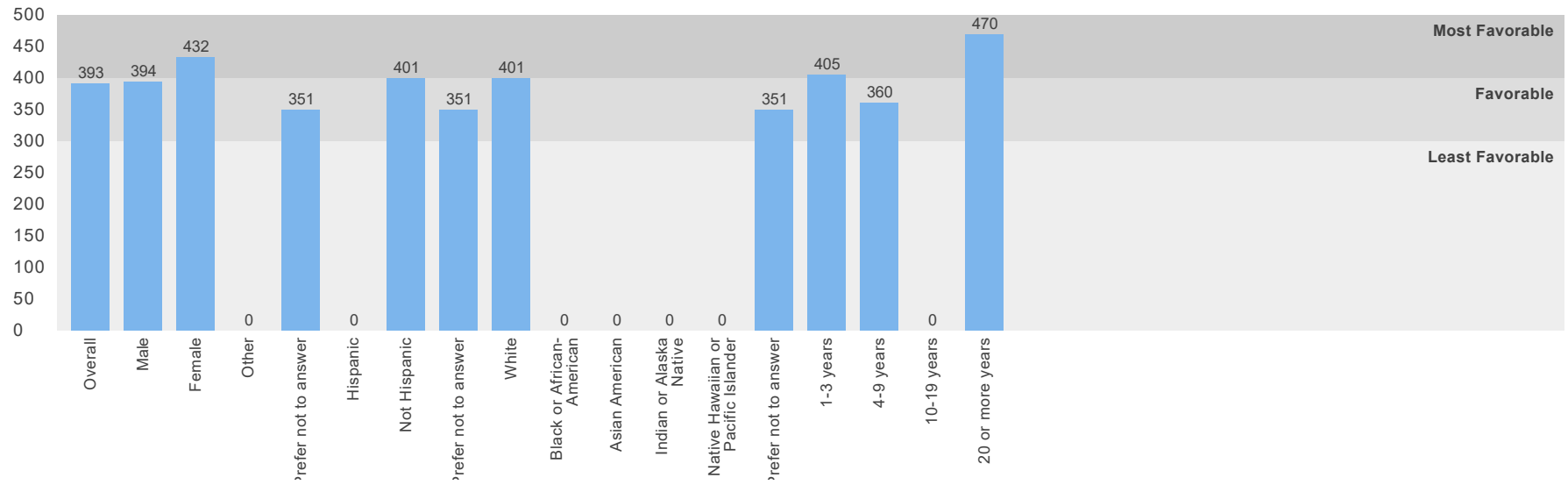
Environment



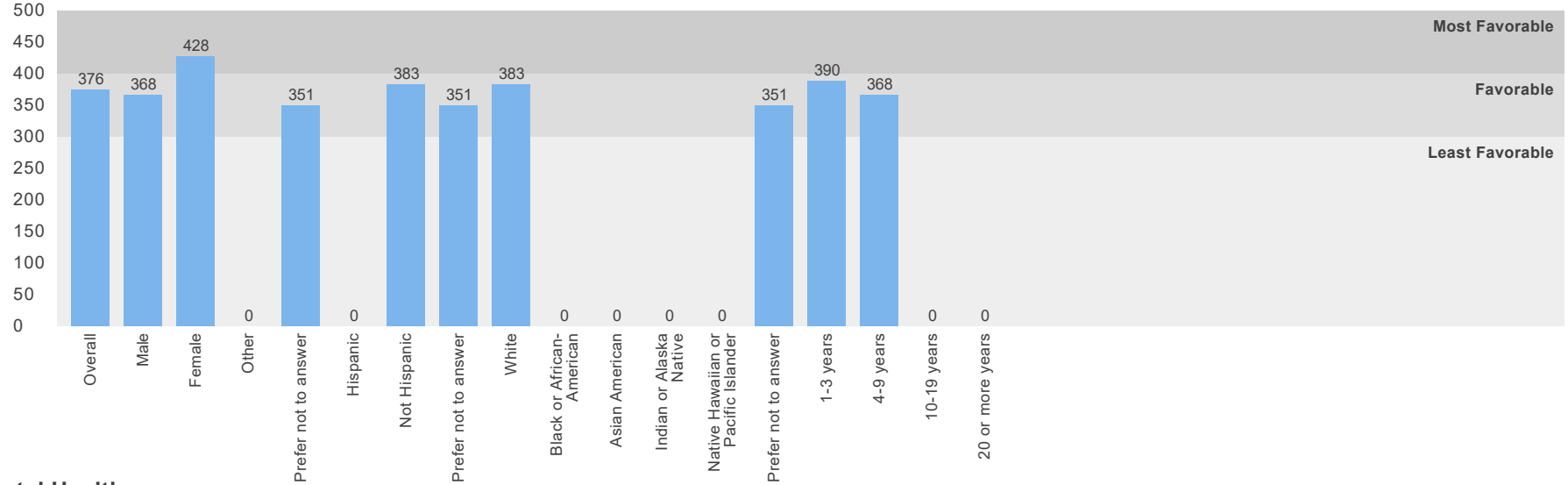
Physical Environment



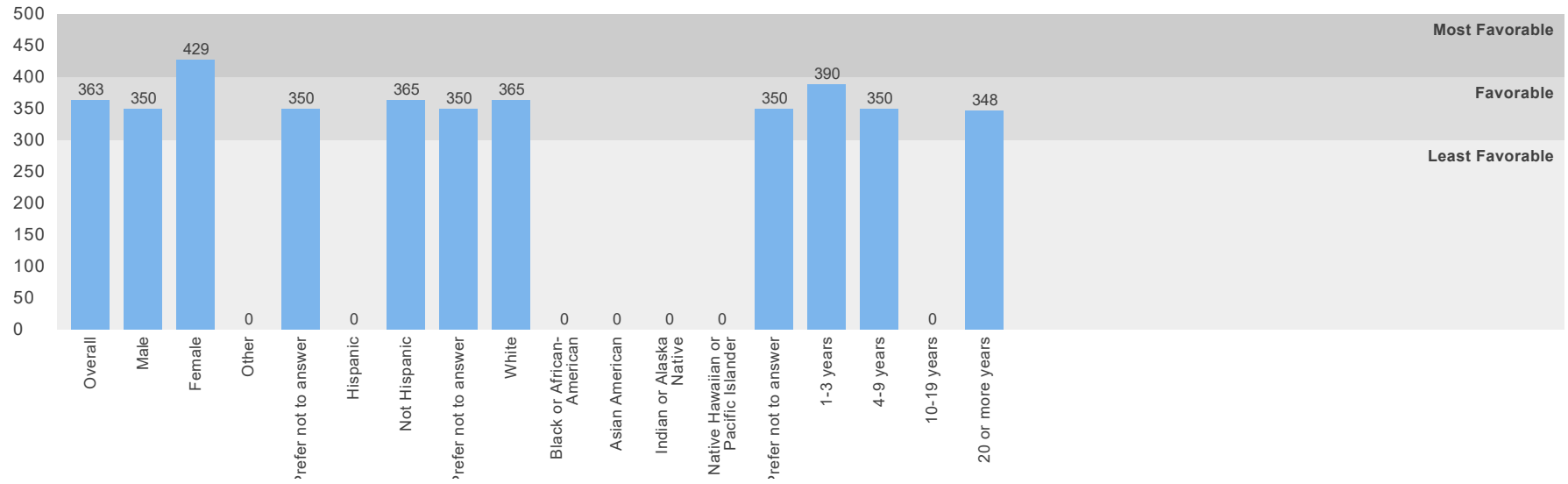
Instruction Environment



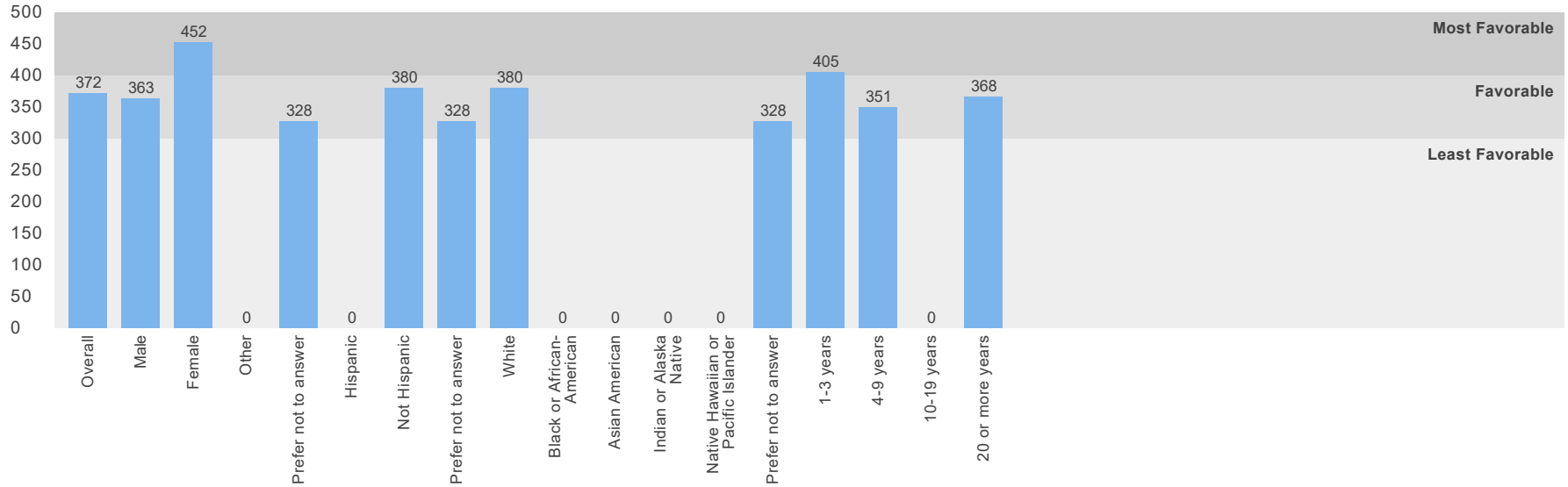
Physical Health



Mental Health



Discipline



Number of Submissions: 7

The top percentage is for this school, the bottom is for the district

	Male	Female	Other	Prefer not to answer
Are you male or female?	57%	14%	0%	29%
	23%	71%	1%	5%

	Hispanic	Not Hispanic	Prefer not to answer
Are you of Hispanic or Latino origin?	0%	71%	29%
	3%	88%	9%

	White	Black or African-American	Asian American	Indian or Alaska Native	Native Hawaiian or Pacific Islander	Prefer not to answer

What is your race?	71% 89%	0% 3%	0% 3%	0% 1%	0% 2%	29% 8%
--------------------	------------	----------	----------	----------	----------	-----------

	1-3 years	4-9 years	10-19 years	20 or more years
How many years have you been working at this school?	43% 37%	43% 22%	0% 29%	14% 13%

	Strongly Agree	Agree	Disagree	Strongly Disagree
At this school, all students are treated equally, regardless of whether their parents are rich or poor.	17% 36%	67% 55%	17% 7%	0% 2%
This school encourages students to take challenging classes no matter their race, ethnicity, nationality, and/or cultural background (e.g., honor level courses, gifted courses, AP or IB courses).	17% 40%	67% 58%	17% 2%	0% 0%
This school provides instructional materials (e.g., textbooks or handouts) that reflect students' cultural background, ethnicity and identity.	17% 32%	83% 57%	0% 10%	0% 1%
This school emphasizes showing respect for all students' cultural beliefs and practices.	17% 52%	67% 47%	17% 1%	0% 0%
This school provides effective resources and training for teaching students with Individualized Education Programs (IEPs) across different languages and cultures.	33% 36%	50% 50%	17% 13%	0% 2%
This school provides effective supports for students needing alternative modes of communication (e.g., manual signs, communication boards, computer-based devices, picture exchange systems, Braille).	33% 43%	50% 50%	17% 6%	0% 1%
This school helps parents find community supports for their students who need them.	17% 37%	67% 61%	17% 3%	0% 0%
Staff at this school do a good job helping parents to support their children's learning at home.	17% 39%	83% 58%	0% 2%	0% 1%
Staff at this school do a good job helping parents understand when their child needs to learn social and emotional skills.	17% 36%	83% 55%	0% 8%	0% 1%
At this school the staff get along well.	0% 42%	100% 53%	0% 4%	0% 1%

At this school there is a feeling of trust among the staff.	17% 29%	67% 56%	17% 14%	0% 2%
At this school students get along well with the staff.	17% 35%	83% 64%	0% 1%	0% 0%
Administrators ask staff to be involved in making decisions.	14% 26%	57% 51%	29% 17%	0% 5%
Staff at this school have many informal opportunities to influence what happens within the school.	29% 25%	43% 52%	14% 17%	14% 6%
At this school, students are given the opportunity to take part in decision making.	17% 21%	83% 63%	0% 13%	0% 3%
This school provides students with opportunities to take a lead role in organizing programs and activities.	17% 29%	83% 57%	0% 11%	0% 4%
Students are encouraged to get involved in extra-curricular activities.	33% 44%	67% 53%	0% 4%	0% 0%
I feel like I belong.	0% 38%	71% 51%	14% 7%	14% 4%
I feel satisfied with the recognition I get for doing a good job.	0% 36%	71% 38%	14% 20%	14% 7%
I feel comfortable discussing feelings, worries, and frustrations with my supervisor.	0% 41%	86% 45%	14% 7%	0% 7%
This school inspires me to do the very best at my job.	17% 35%	67% 52%	0% 7%	17% 5%
People at this school care about me as a person.	0% 35%	83% 55%	0% 6%	17% 5%
I can manage almost any student behavior problem.	0% 30%	83% 61%	17% 9%	0% 0%
I feel safe at this school.	17% 38%	67% 57%	17% 5%	0% 1%
The following types of problems occur at this school often: Physical conflicts among students.	0% 2%	0% 8%	100% 61%	0% 29%

The following types of problems occur at this school often: robbery or theft.	0% 1%	0% 4%	100% 55%	0% 41%	
The following types of problems occur at this school often: vandalism.	0% 3%	50% 14%	50% 47%	0% 37%	
The following types of problems occur at this school often: student possession of weapons.	0% 1%	0% 0%	83% 38%	17% 61%	
The following types of problems occur at this school often: sexual assault or dating violence.	0% 1%	0% 2%	83% 46%	17% 51%	
The following types of problems occur at this school often: physical abuse of teachers.	0% 1%	17% 2%	50% 46%	33% 51%	
The following types of problems occur at this school often: student verbal abuse of teachers.	0% 1%	17% 12%	67% 57%	17% 30%	
I think that bullying is a frequent problem at this school.	0% 0%	17% 19%	83% 63%	0% 17%	
I think that cyberbullying is a frequent problem among students at this school.	0% 4%	50% 26%	50% 48%	0% 22%	
Staff at this school always stop bullying when they see it.	17% 28%	67% 59%	17% 10%	0% 3%	
Staff at this school are teased or picked on about their race or ethnicity.	0% 1%	0% 3%	71% 46%	29% 51%	
Staff at this school are teased or picked on about their cultural background or religion.	0% 1%	0% 3%	67% 43%	33% 53%	
Staff at this school are teased or picked on about their physical or mental disability.	0% 1%	0% 3%	71% 42%	29% 54%	
Staff at this school are teased or picked on about their sexuality.	0% 1%	0% 4%	71% 43%	29% 53%	
		Not a Problem	Small Problem	Somewhat a Problem	Large Problem
At this school, how much of a problem is student drug use?	17% 52%	67% 29%	17% 15%	0% 5%	

At this school, how much of a problem is student use of electronic cigarettes?	17% 51%	33% 21%	50% 20%	0% 7%
At this school, how much of a problem is student use of tobacco (e.g., cigarettes, chew, cigars)?	17% 60%	50% 27%	33% 10%	0% 3%
At this school, how much of a problem is student alcohol use?	17% 57%	33% 25%	50% 15%	0% 3%

	Strongly Agree	Agree	Disagree	Strongly Disagree
This school collaborates well with community organizations to help address youth substance use problems.	17% 19%	83% 65%	0% 15%	0% 1%
This school has adequate resources to address substance use prevention.	17% 19%	83% 71%	0% 10%	0% 1%
At this school, first-time violations of alcohol or other drug policies are punished by at least an out-of-school suspension.	17% 14%	83% 68%	0% 13%	0% 4%
This school has programs, resources, and/or policies to prevent substance abuse.	17% 16%	83% 71%	0% 13%	0% 1%
This school has programs that address substance use among students.	17% 15%	83% 70%	0% 15%	0% 1%
I know what to do if there is an emergency, natural disaster (tornado, flood) or a dangerous situation (e.g., violent person on campus) during the school day.	43% 35%	29% 61%	29% 4%	0% 1%
This school has a written plan that describes procedures to be performed in shootings.	33% 35%	50% 59%	0% 3%	17% 3%
This school has a written plan that clearly describes procedures to be performed in natural disasters (e.g., earthquakes or tornadoes).	33% 34%	50% 60%	17% 5%	0% 1%
This school or school district provides effective training in safety procedures to staff (e.g., lockdown training or fire drills).	29% 35%	43% 59%	29% 5%	0% 1%
My work is hindered by poor heating, cooling, and/or lighting systems at this school.	0% 6%	0% 17%	33% 50%	67% 28%
My work is hindered by insufficient workspace at this school.	0% 0%	0% 8%	67% 61%	33% 31%

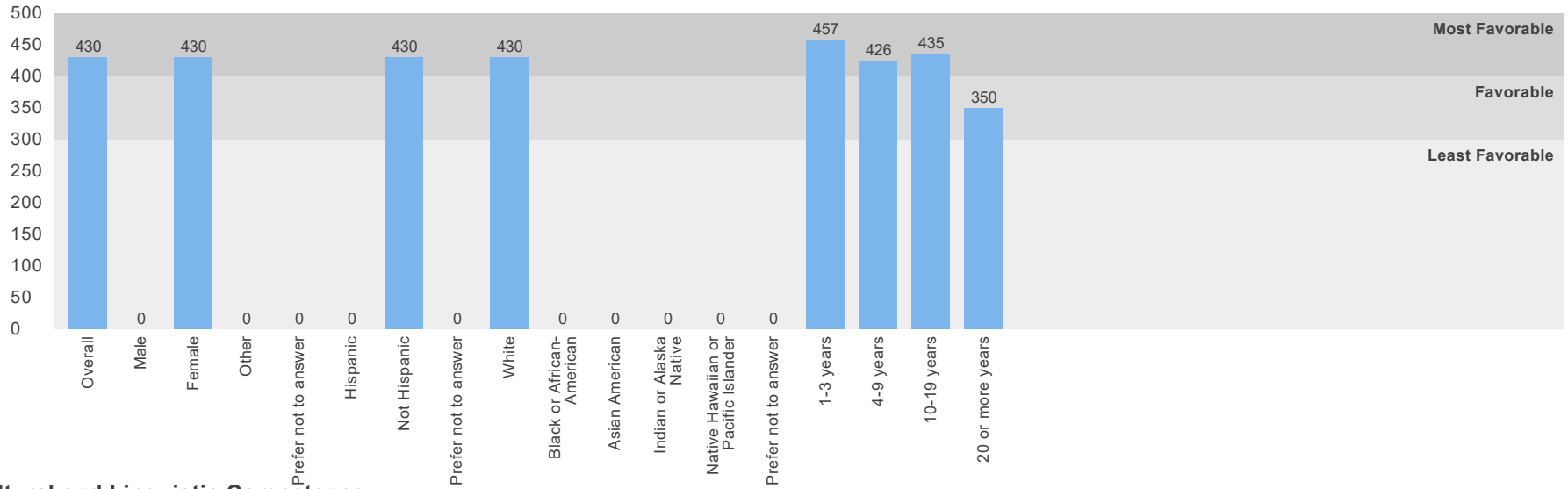
My work is hindered by a lack of materials and basic supplies at this school.	0% 0%	0% 1%	67% 61%	33% 38%
My work is hindered by inadequate or outdated equipment or facilities at this school.	0% 1%	0% 4%	67% 57%	33% 38%
This school looks clean and pleasant.	43% 39%	43% 56%	14% 5%	0% 1%
This school is an inviting work environment.	50% 40%	33% 53%	17% 6%	0% 2%
Staff at this school feel responsible to help each other do their best.	50% 32%	50% 62%	0% 6%	0% 1%
Staff at this school feel responsible when students at this school fail.	33% 23%	67% 66%	0% 10%	0% 1%
The programs and resources at this school are adequate to support students with special needs or disabilities.	33% 33%	67% 50%	0% 13%	0% 4%
Staff at this school feel that it is a part of their job to prepare students to succeed in college.	33% 30%	67% 60%	0% 10%	0% 1%
Staff at this school expect students to do their best all the time.	33% 31%	67% 66%	0% 2%	0% 1%
This school provides the materials, resources, and training necessary for me to support students' physical health and nutrition.	40% 25%	60% 66%	0% 7%	0% 2%
This school places a priority on making healthy food choices.	0% 23%	100% 57%	0% 17%	0% 4%
This school places a priority on students' health needs.	17% 28%	83% 64%	0% 7%	0% 1%
This school places a priority on students' physical activity.	33% 30%	67% 64%	0% 4%	0% 2%
This school places a priority on addressing students' mental health needs.	17% 36%	83% 56%	0% 7%	0% 1%
This school places a priority on teaching students strategies to manage their stress levels.	17% 29%	83% 60%	0% 8%	0% 2%
This school provides the materials, resources, and training necessary for me to support students'	20%	80%	0%	0%

social or emotional needs.	26%	62%	11%	1%
This school provides quality counseling or other services to help students with social or emotional needs.	0% 39%	100% 55%	0% 6%	0% 1%
Staff at this school are clearly informed about school policies and procedures.	17% 24%	83% 67%	0% 8%	0% 1%
Staff at this school recognize students for positive behavior.	17% 48%	83% 51%	0% 1%	0% 0%
Staff at this school encourage students to think about how their actions affect others.	33% 41%	67% 57%	0% 1%	0% 1%
School rules are applied equally to all students.	17% 30%	67% 51%	17% 15%	0% 5%
Discipline is fair.	17% 25%	67% 55%	17% 17%	0% 4%
Staff at this school help students develop strategies to understand and control their feelings and actions.	17% 30%	83% 68%	0% 2%	0% 1%
This school effectively handles student discipline and behavior problems.	17% 26%	67% 55%	17% 15%	0% 4%
Staff at this school work together to ensure an orderly environment.	17% 34%	83% 61%	0% 3%	0% 2%

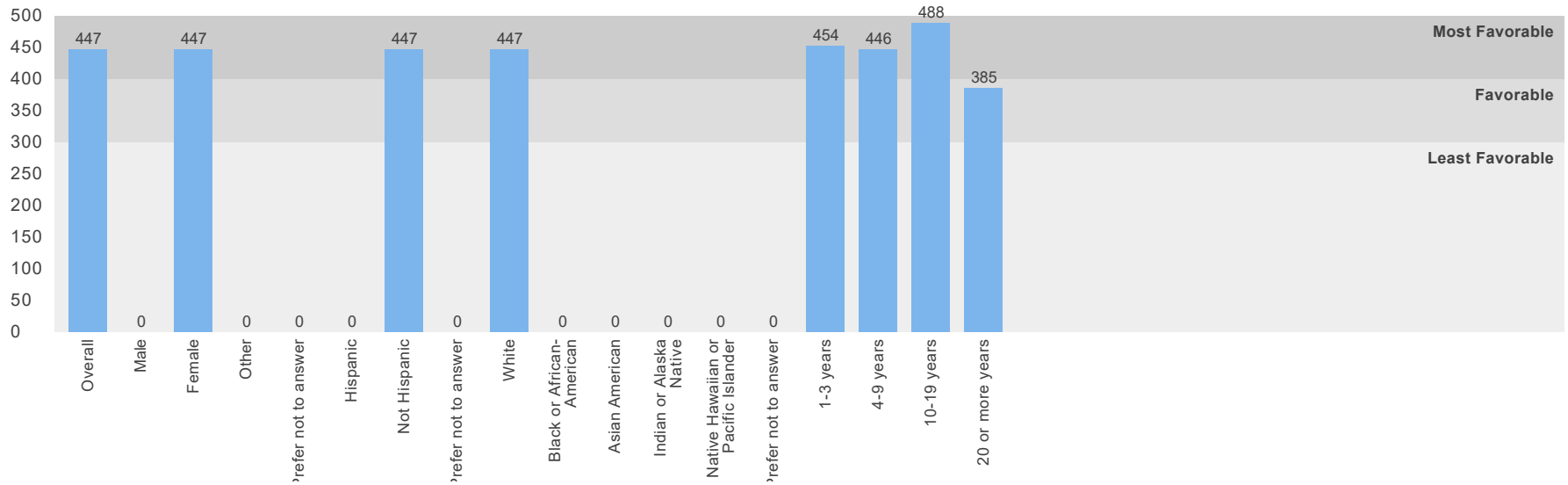
SLINGERLANDS ES

Scale Scores by Demographic

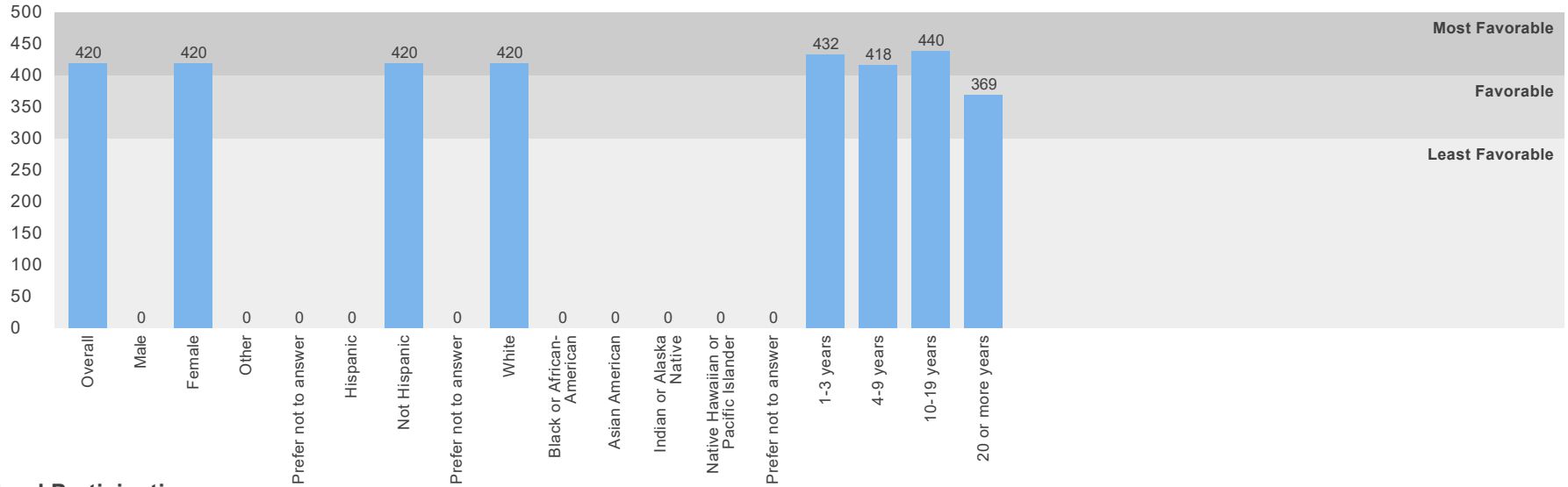
Engagement



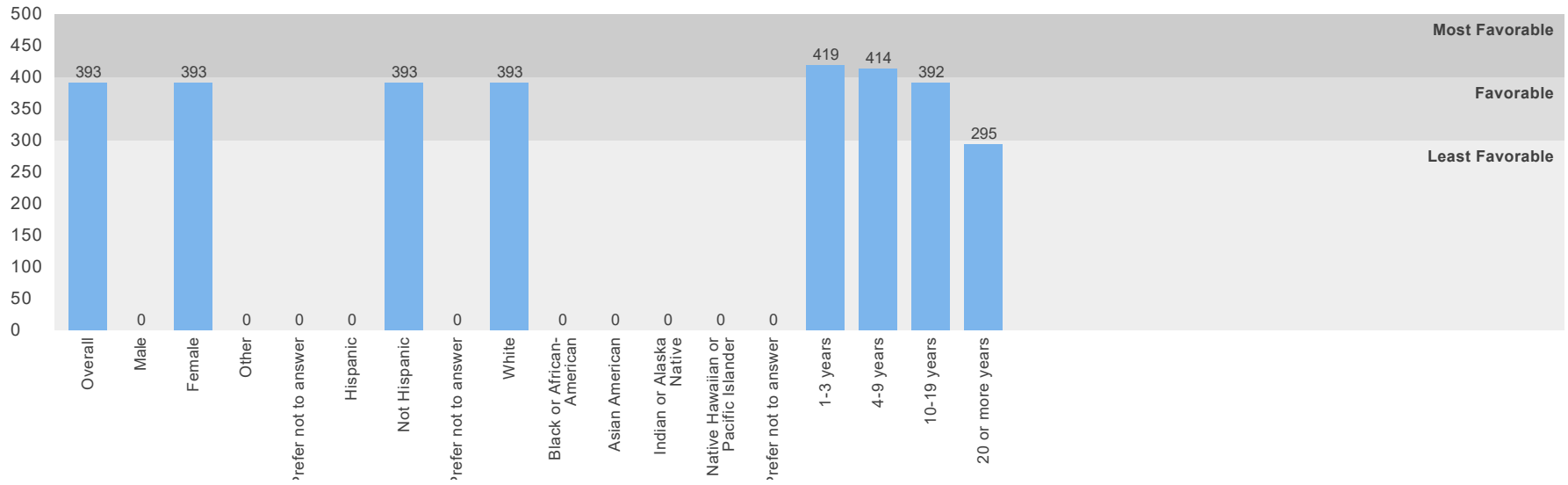
Cultural and Linguistic Competence



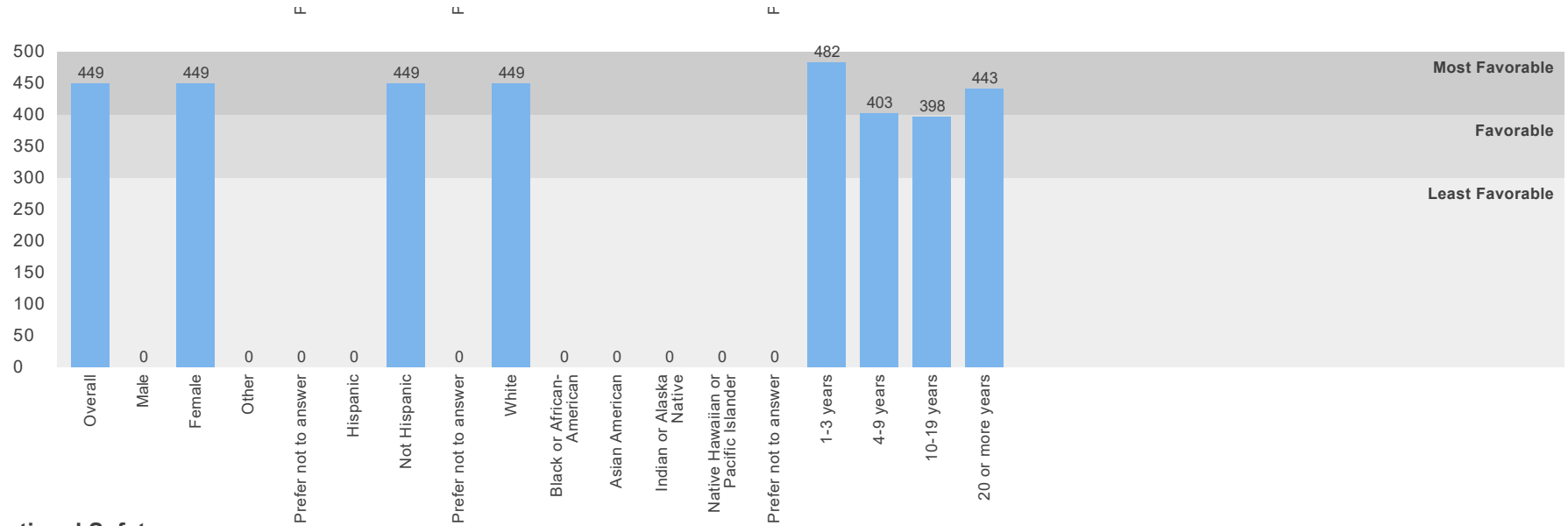
Relationships



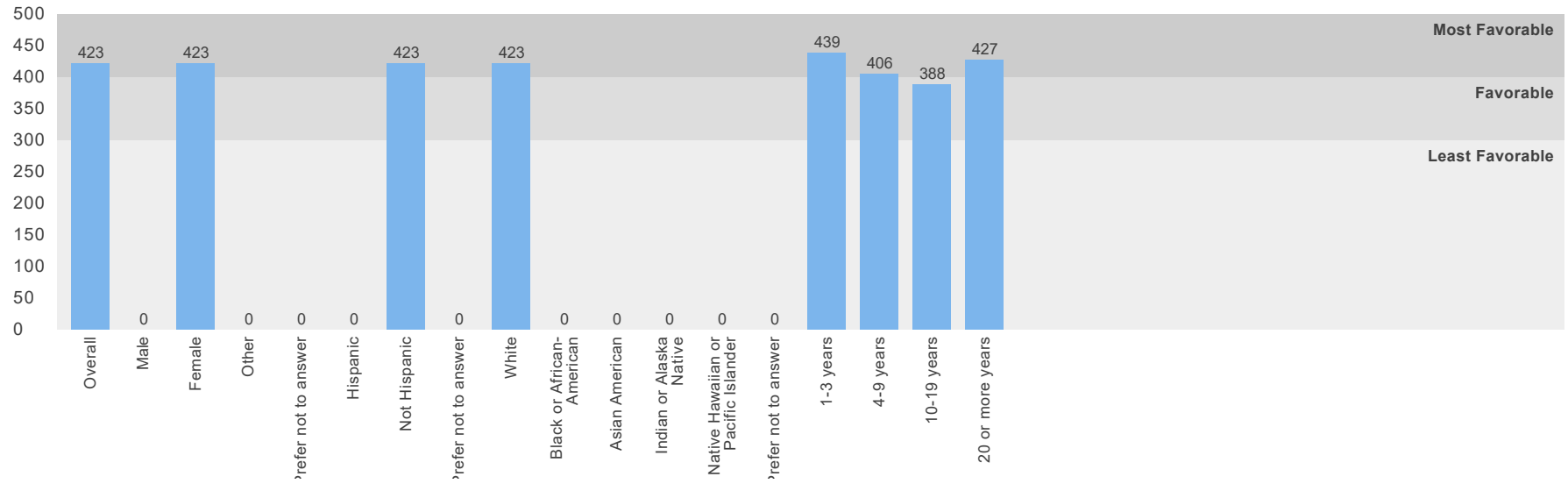
School Participation



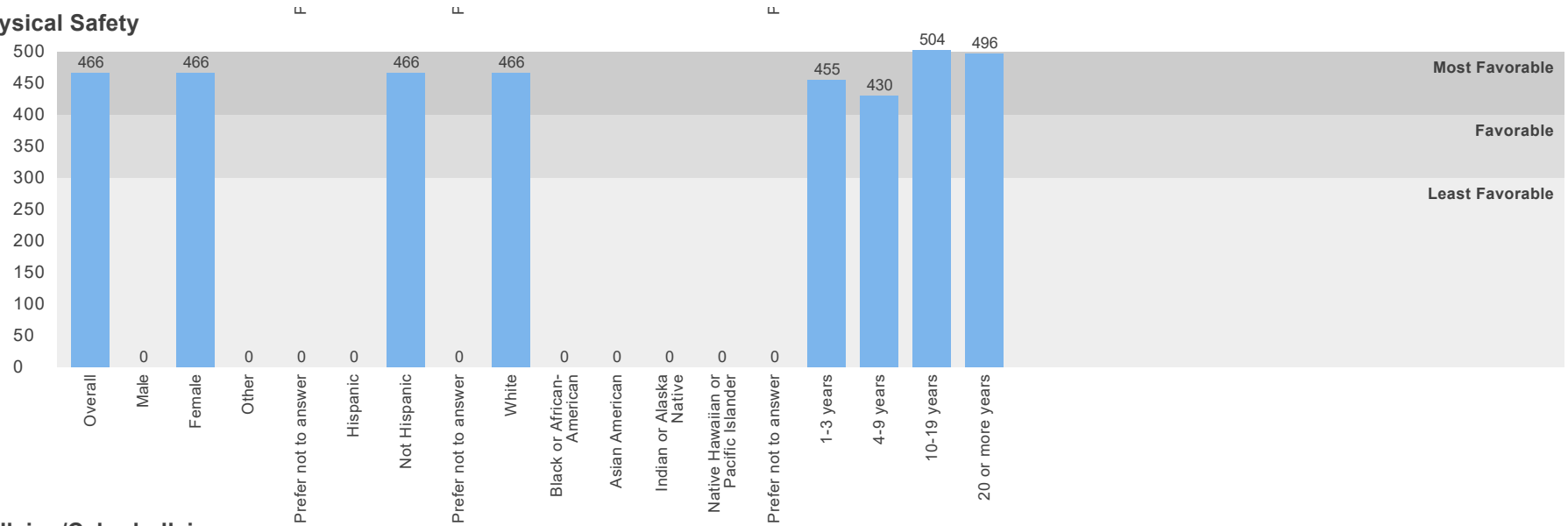
Safety



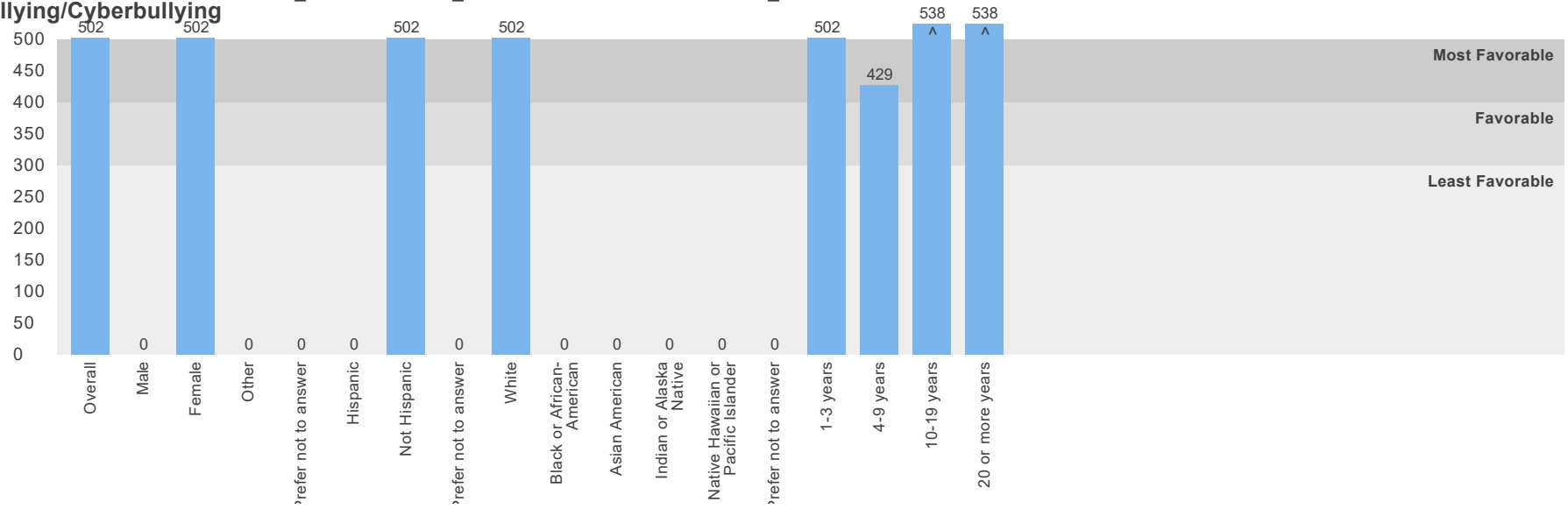
Emotional Safety



Physical Safety

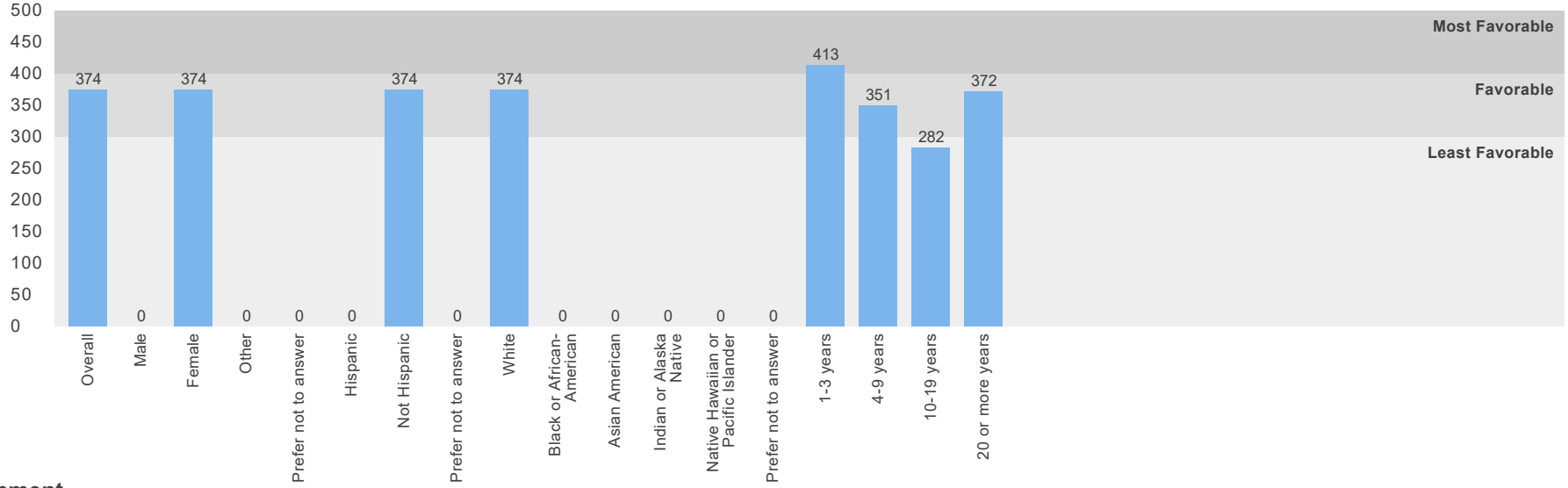


Bullying/Cyberbullying

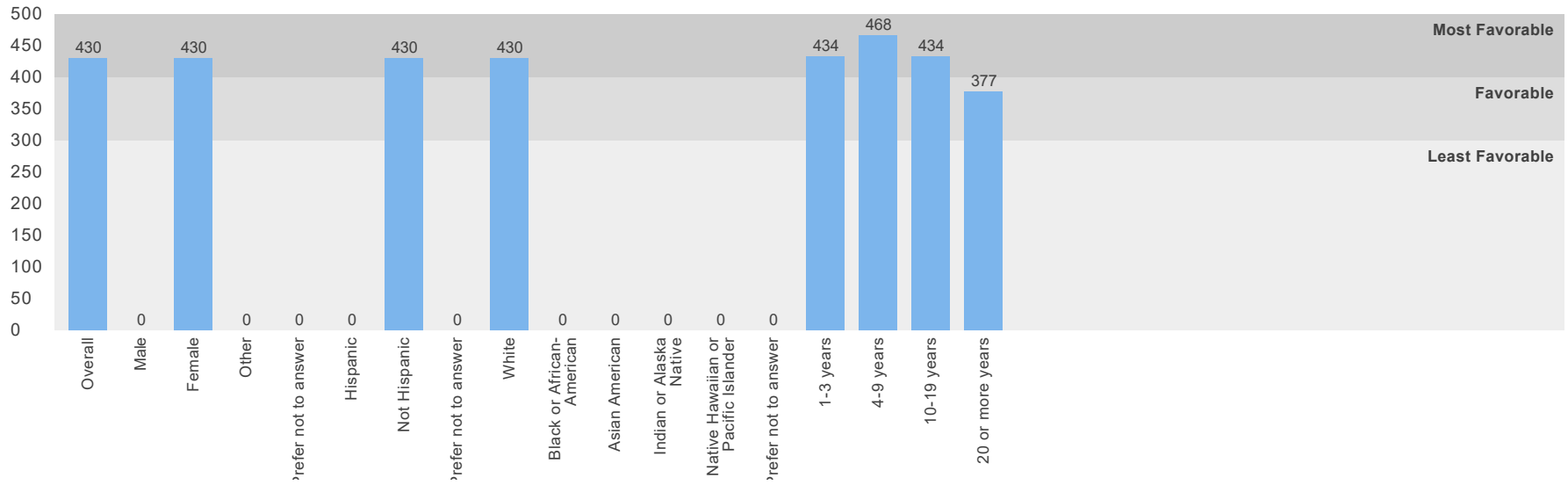


Substance Abuse

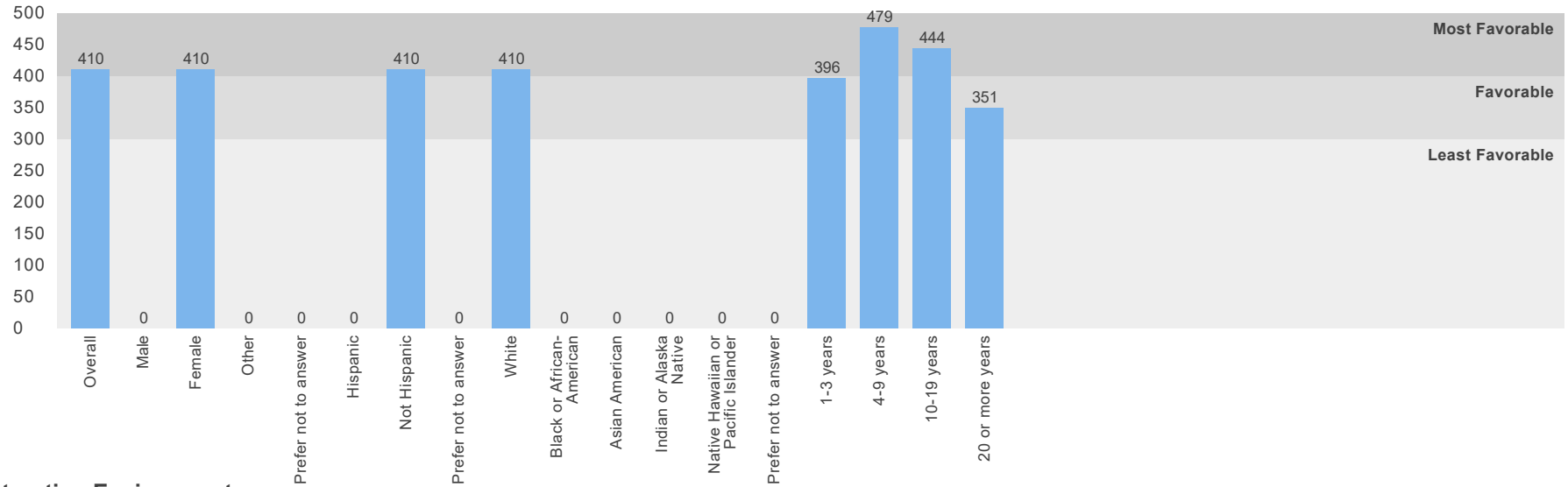
F F F



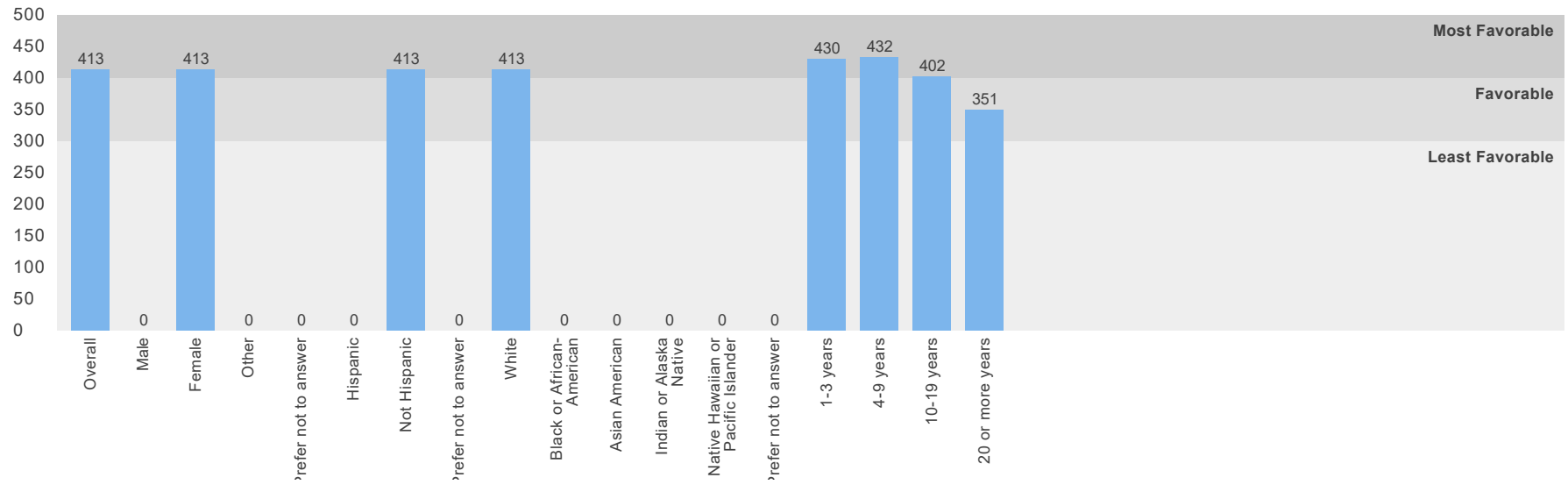
Environment



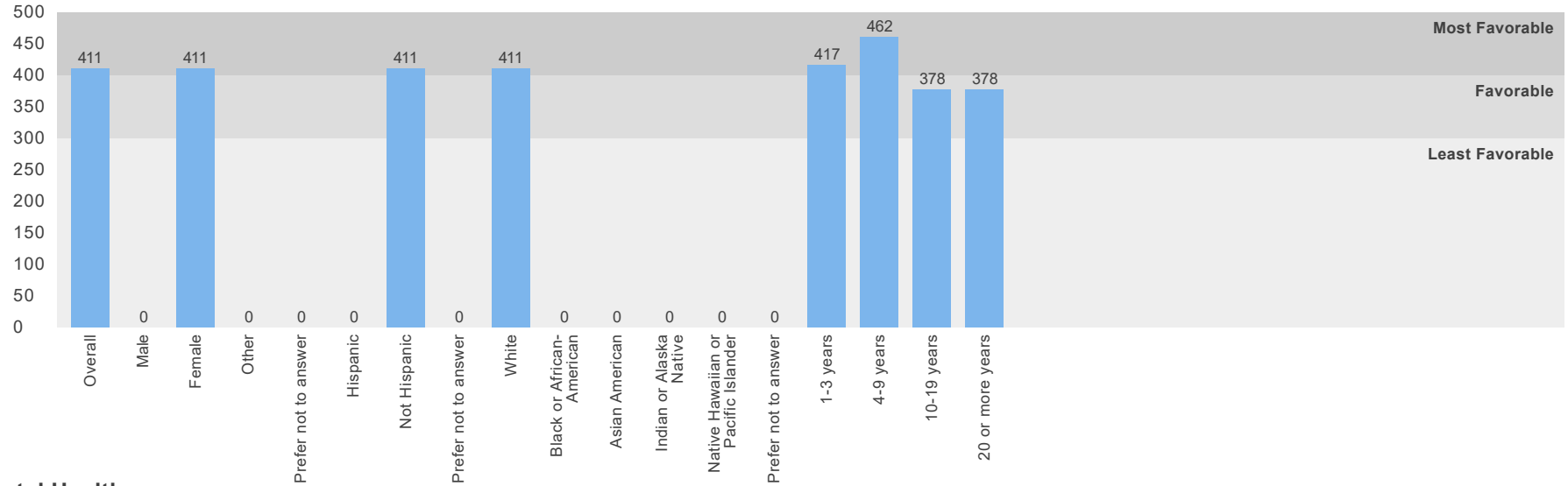
Physical Environment



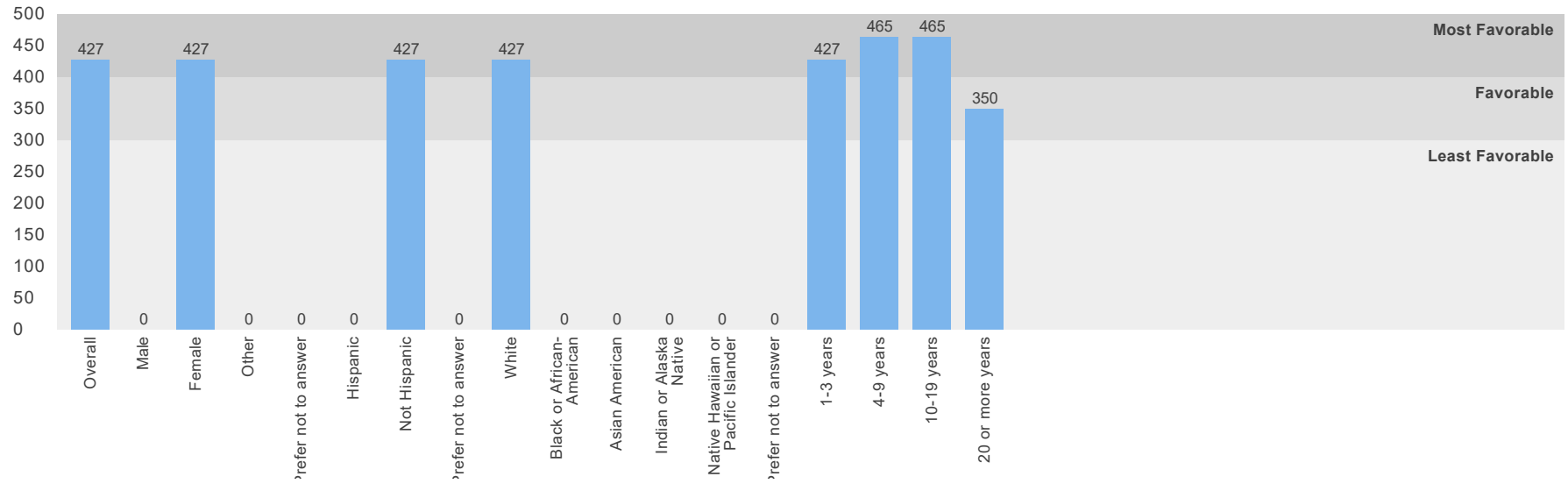
Instruction Environment



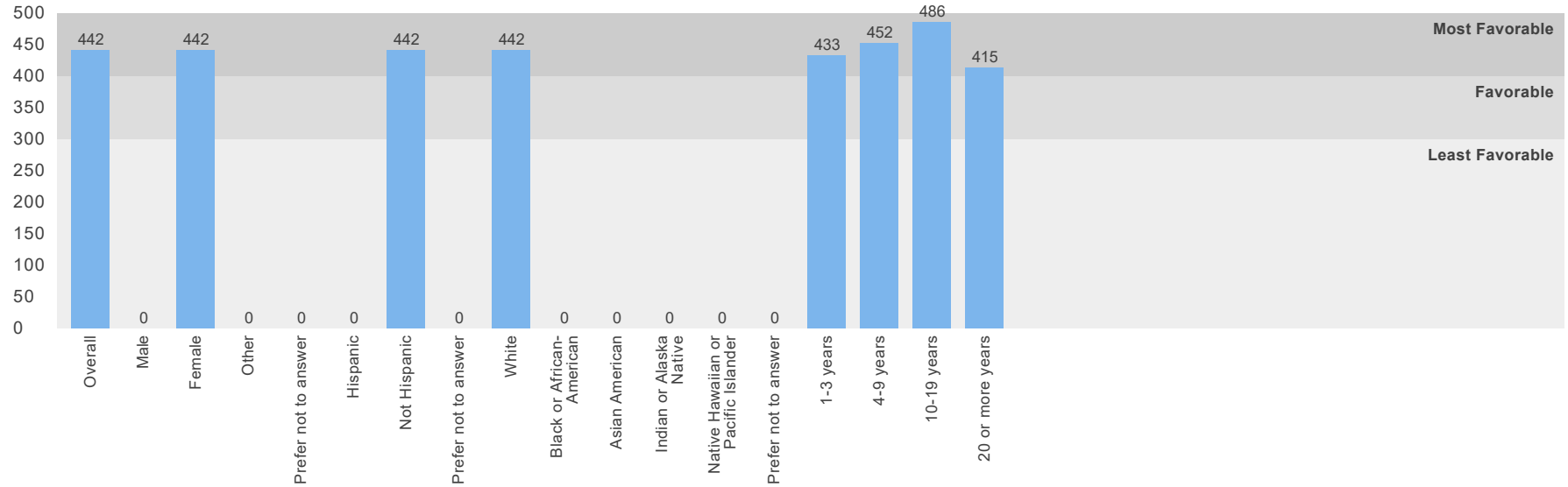
Physical Health



Mental Health



Discipline



Number of Submissions: 6

The top percentage is for this school, the bottom is for the district

	Male	Female	Other	Prefer not to answer
Are you male or female?	0% 23%	100% 71%	0% 1%	0% 5%

	Hispanic	Not Hispanic	Prefer not to answer
Are you of Hispanic or Latino origin?	0% 3%	100% 88%	0% 9%

	White	Black or African-American	Asian American	Indian or Alaska Native	Native Hawaiian or Pacific Islander	Prefer not to answer

What is your race?	100% 89%	0% 3%	0% 3%	0% 1%	0% 2%	0% 8%
--------------------	-------------	----------	----------	----------	----------	----------

	1-3 years	4-9 years	10-19 years	20 or more years
How many years have you been working at this school?	50% 37%	17% 22%	17% 29%	17% 13%

	Strongly Agree	Agree	Disagree	Strongly Disagree
At this school, all students are treated equally, regardless of whether their parents are rich or poor.	67% 36%	33% 55%	0% 7%	0% 2%
This school encourages students to take challenging classes no matter their race, ethnicity, nationality, and/or cultural background (e.g., honor level courses, gifted courses, AP or IB courses).	80% 40%	20% 58%	0% 2%	0% 0%
This school provides instructional materials (e.g., textbooks or handouts) that reflect students' cultural background, ethnicity and identity.	50% 32%	50% 57%	0% 10%	0% 1%
This school emphasizes showing respect for all students' cultural beliefs and practices.	100% 52%	0% 47%	0% 1%	0% 0%
This school provides effective resources and training for teaching students with Individualized Education Programs (IEPs) across different languages and cultures.	67% 36%	33% 50%	0% 13%	0% 2%
This school provides effective supports for students needing alternative modes of communication (e.g., manual signs, communication boards, computer-based devices, picture exchange systems, Braille).	83% 43%	17% 50%	0% 6%	0% 1%
This school helps parents find community supports for their students who need them.	50% 37%	50% 61%	0% 3%	0% 0%
Staff at this school do a good job helping parents to support their children's learning at home.	67% 39%	33% 58%	0% 2%	0% 1%
Staff at this school do a good job helping parents understand when their child needs to learn social and emotional skills.	67% 36%	33% 55%	0% 8%	0% 1%
At this school the staff get along well.	50% 42%	50% 53%	0% 4%	0% 1%

At this school there is a feeling of trust among the staff.	50% 29%	50% 56%	0% 14%	0% 2%
At this school students get along well with the staff.	83% 35%	17% 64%	0% 1%	0% 0%
Administrators ask staff to be involved in making decisions.	50% 26%	17% 51%	33% 17%	0% 5%
Staff at this school have many informal opportunities to influence what happens within the school.	50% 25%	17% 52%	33% 17%	0% 6%
At this school, students are given the opportunity to take part in decision making.	33% 21%	50% 63%	17% 13%	0% 3%
This school provides students with opportunities to take a lead role in organizing programs and activities.	50% 29%	33% 57%	17% 11%	0% 4%
Students are encouraged to get involved in extra-curricular activities.	67% 44%	33% 53%	0% 4%	0% 0%
I feel like I belong.	33% 38%	67% 51%	0% 7%	0% 4%
I feel satisfied with the recognition I get for doing a good job.	67% 36%	17% 38%	17% 20%	0% 7%
I feel comfortable discussing feelings, worries, and frustrations with my supervisor.	83% 41%	0% 45%	17% 7%	0% 7%
This school inspires me to do the very best at my job.	67% 35%	17% 52%	17% 7%	0% 5%
People at this school care about me as a person.	50% 35%	33% 55%	17% 6%	0% 5%
I can manage almost any student behavior problem.	50% 30%	50% 61%	0% 9%	0% 0%
I feel safe at this school.	83% 38%	17% 57%	0% 5%	0% 1%
The following types of problems occur at this school often: Physical conflicts among students.	0% 2%	0% 8%	33% 61%	67% 29%

The following types of problems occur at this school often: robbery or theft.	0% 1%	0% 4%	17% 55%	83% 41%	
The following types of problems occur at this school often: vandalism.	0% 3%	0% 14%	33% 47%	67% 37%	
The following types of problems occur at this school often: student possession of weapons.	0% 1%	0% 0%	17% 38%	83% 61%	
The following types of problems occur at this school often: sexual assault or dating violence.	0% 1%	0% 2%	17% 46%	83% 51%	
The following types of problems occur at this school often: physical abuse of teachers.	0% 1%	0% 2%	17% 46%	83% 51%	
The following types of problems occur at this school often: student verbal abuse of teachers.	0% 1%	0% 12%	20% 57%	80% 30%	
I think that bullying is a frequent problem at this school.	0% 0%	0% 19%	33% 63%	67% 17%	
I think that cyberbullying is a frequent problem among students at this school.	0% 4%	0% 26%	33% 48%	67% 22%	
Staff at this school always stop bullying when they see it.	67% 28%	33% 59%	0% 10%	0% 3%	
Staff at this school are teased or picked on about their race or ethnicity.	0% 1%	0% 3%	0% 46%	100% 51%	
Staff at this school are teased or picked on about their cultural background or religion.	0% 1%	0% 3%	0% 43%	100% 53%	
Staff at this school are teased or picked on about their physical or mental disability.	0% 1%	0% 3%	0% 42%	100% 54%	
Staff at this school are teased or picked on about their sexuality.	0% 1%	0% 4%	0% 43%	100% 53%	
		Not a Problem	Small Problem	Somewhat a Problem	Large Problem
At this school, how much of a problem is student drug use?	100% 52%	0% 29%	0% 15%	0% 5%	

At this school, how much of a problem is student use of electronic cigarettes?	100% 51%	0% 21%	0% 20%	0% 7%
At this school, how much of a problem is student use of tobacco (e.g., cigarettes, chew, cigars)?	100% 60%	0% 27%	0% 10%	0% 3%
At this school, how much of a problem is student alcohol use?	100% 57%	0% 25%	0% 15%	0% 3%

	Strongly Agree	Agree	Disagree	Strongly Disagree
This school collaborates well with community organizations to help address youth substance use problems.	33% 19%	33% 65%	33% 15%	0% 1%
This school has adequate resources to address substance use prevention.	50% 19%	17% 71%	33% 10%	0% 1%
At this school, first-time violations of alcohol or other drug policies are punished by at least an out-of-school suspension.	33% 14%	33% 68%	33% 13%	0% 4%
This school has programs, resources, and/or policies to prevent substance abuse.	33% 16%	33% 71%	33% 13%	0% 1%
This school has programs that address substance use among students.	33% 15%	33% 70%	33% 15%	0% 1%
I know what to do if there is an emergency, natural disaster (tornado, flood) or a dangerous situation (e.g., violent person on campus) during the school day.	50% 35%	50% 61%	0% 4%	0% 1%
This school has a written plan that describes procedures to be performed in shootings.	67% 35%	33% 59%	0% 3%	0% 3%
This school has a written plan that clearly describes procedures to be performed in natural disasters (e.g., earthquakes or tornadoes).	50% 34%	50% 60%	0% 5%	0% 1%
This school or school district provides effective training in safety procedures to staff (e.g., lockdown training or fire drills).	50% 35%	50% 59%	0% 5%	0% 1%
My work is hindered by poor heating, cooling, and/or lighting systems at this school.	0% 6%	20% 17%	0% 50%	80% 28%
My work is hindered by insufficient workspace at this school.	0% 0%	17% 8%	17% 61%	67% 31%

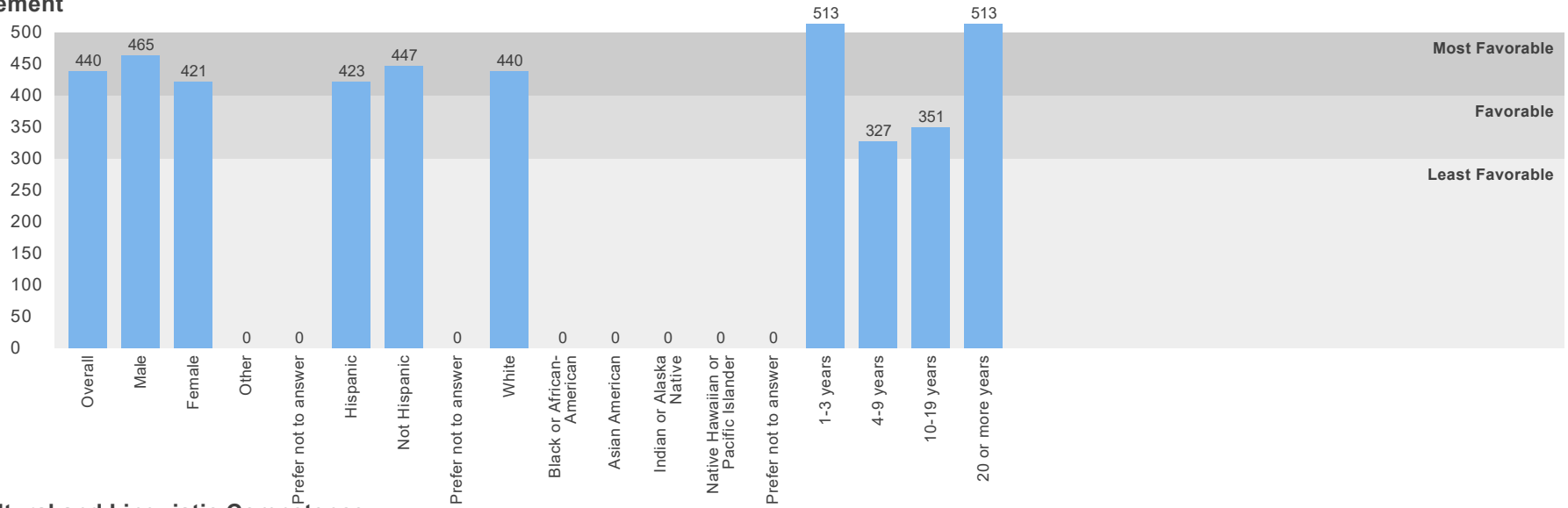
My work is hindered by a lack of materials and basic supplies at this school.	0% 0%	0% 1%	33% 61%	67% 38%
My work is hindered by inadequate or outdated equipment or facilities at this school.	17% 1%	17% 4%	17% 57%	50% 38%
This school looks clean and pleasant.	50% 39%	33% 56%	17% 5%	0% 1%
This school is an inviting work environment.	67% 40%	33% 53%	0% 6%	0% 2%
Staff at this school feel responsible to help each other do their best.	67% 32%	33% 62%	0% 6%	0% 1%
Staff at this school feel responsible when students at this school fail.	50% 23%	50% 66%	0% 10%	0% 1%
The programs and resources at this school are adequate to support students with special needs or disabilities.	67% 33%	33% 50%	0% 13%	0% 4%
Staff at this school feel that it is a part of their job to prepare students to succeed in college.	50% 30%	33% 60%	17% 10%	0% 1%
Staff at this school expect students to do their best all the time.	67% 31%	33% 66%	0% 2%	0% 1%
This school provides the materials, resources, and training necessary for me to support students' physical health and nutrition.	50% 25%	33% 66%	17% 7%	0% 2%
This school places a priority on making healthy food choices.	50% 23%	33% 57%	17% 17%	0% 4%
This school places a priority on students' health needs.	83% 28%	17% 64%	0% 7%	0% 1%
This school places a priority on students' physical activity.	67% 30%	33% 64%	0% 4%	0% 2%
This school places a priority on addressing students' mental health needs.	67% 36%	33% 56%	0% 7%	0% 1%
This school places a priority on teaching students strategies to manage their stress levels.	67% 29%	33% 60%	0% 8%	0% 2%
This school provides the materials, resources, and training necessary for me to support students'	67%	17%	17%	0%

social or emotional needs.	26%	62%	11%	1%
This school provides quality counseling or other services to help students with social or emotional needs.	83% 39%	17% 55%	0% 6%	0% 1%
Staff at this school are clearly informed about school policies and procedures.	67% 24%	17% 67%	17% 8%	0% 1%
Staff at this school recognize students for positive behavior.	83% 48%	17% 51%	0% 1%	0% 0%
Staff at this school encourage students to think about how their actions affect others.	83% 41%	17% 57%	0% 1%	0% 1%
School rules are applied equally to all students.	83% 30%	0% 51%	17% 15%	0% 5%
Discipline is fair.	67% 25%	33% 55%	0% 17%	0% 4%
Staff at this school help students develop strategies to understand and control their feelings and actions.	83% 30%	17% 68%	0% 2%	0% 1%
This school effectively handles student discipline and behavior problems.	67% 26%	17% 55%	17% 15%	0% 4%
Staff at this school work together to ensure an orderly environment.	67% 34%	33% 61%	0% 3%	0% 2%

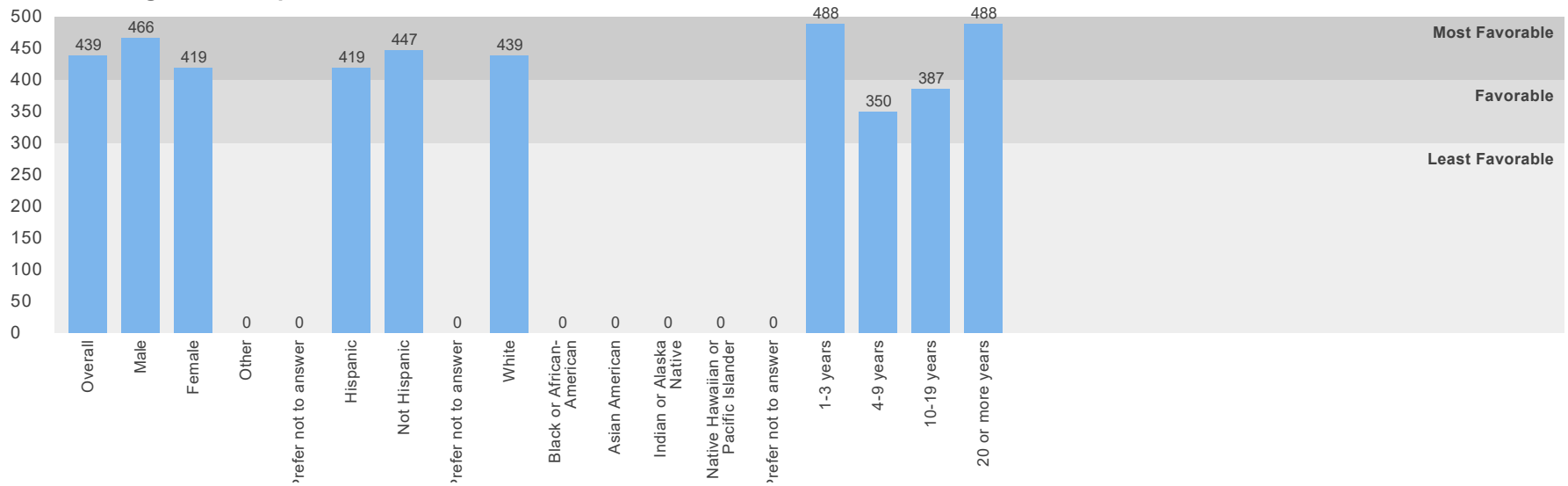
Transportation

Scale Scores by Demographic

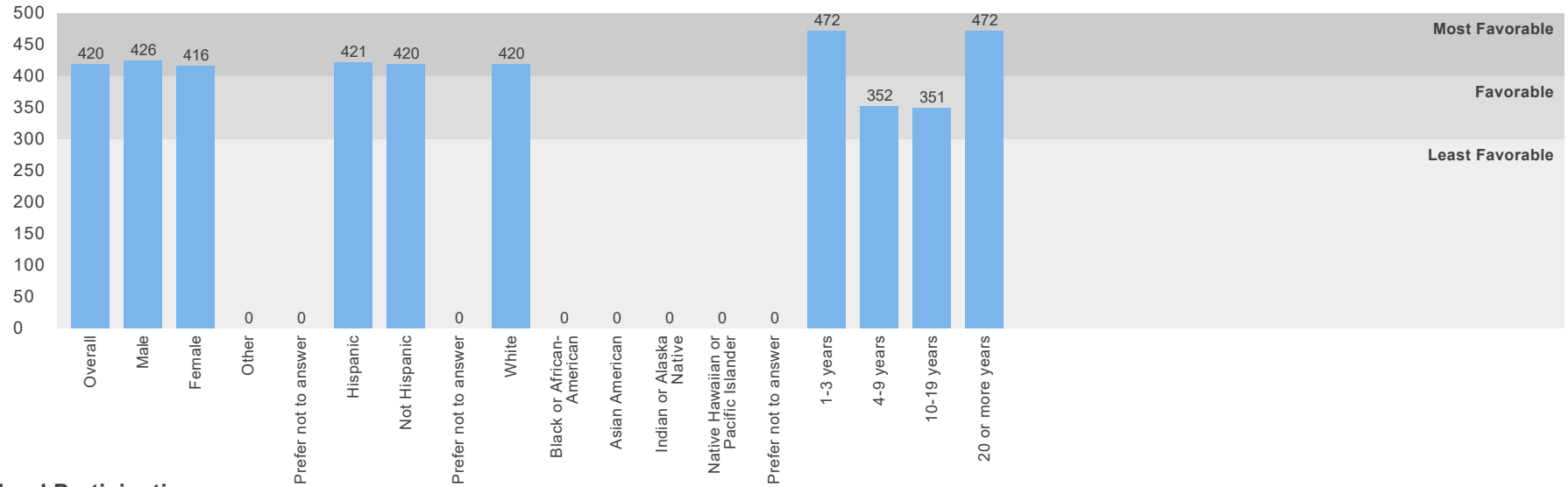
Engagement



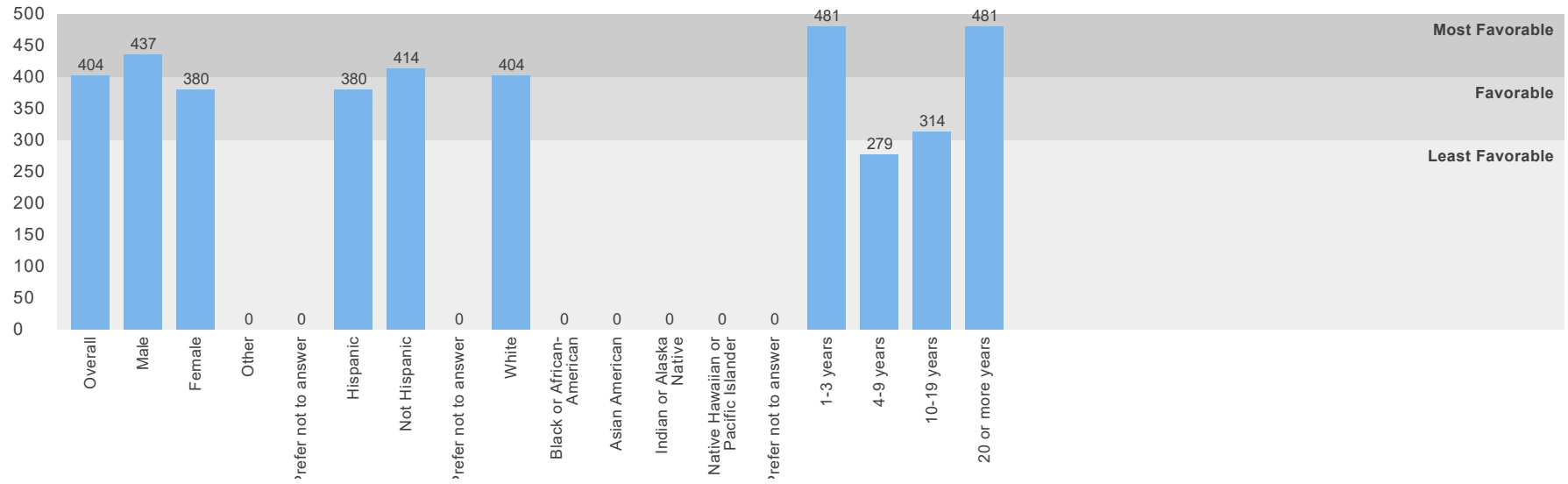
Cultural and Linguistic Competence



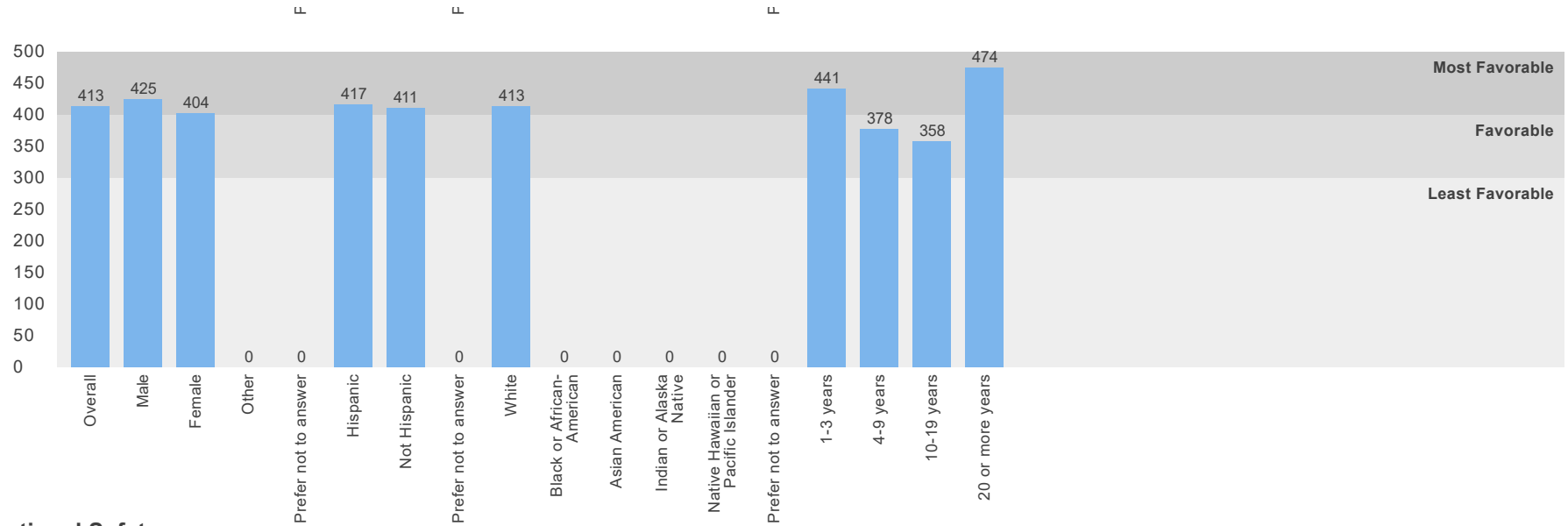
Relationships



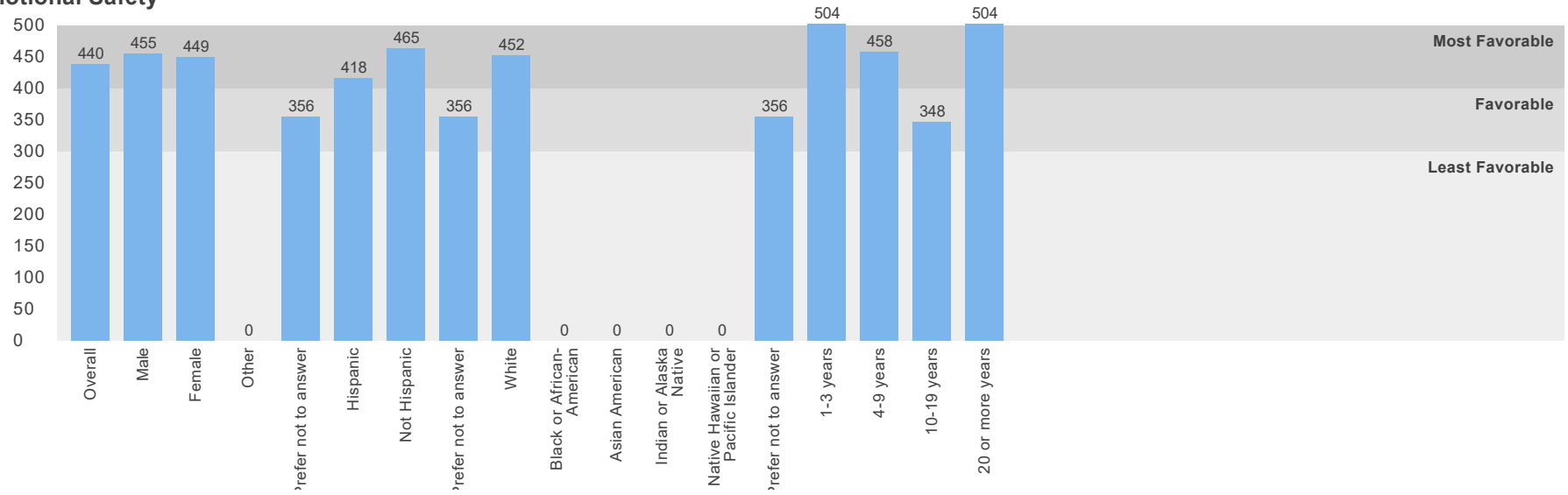
School Participation



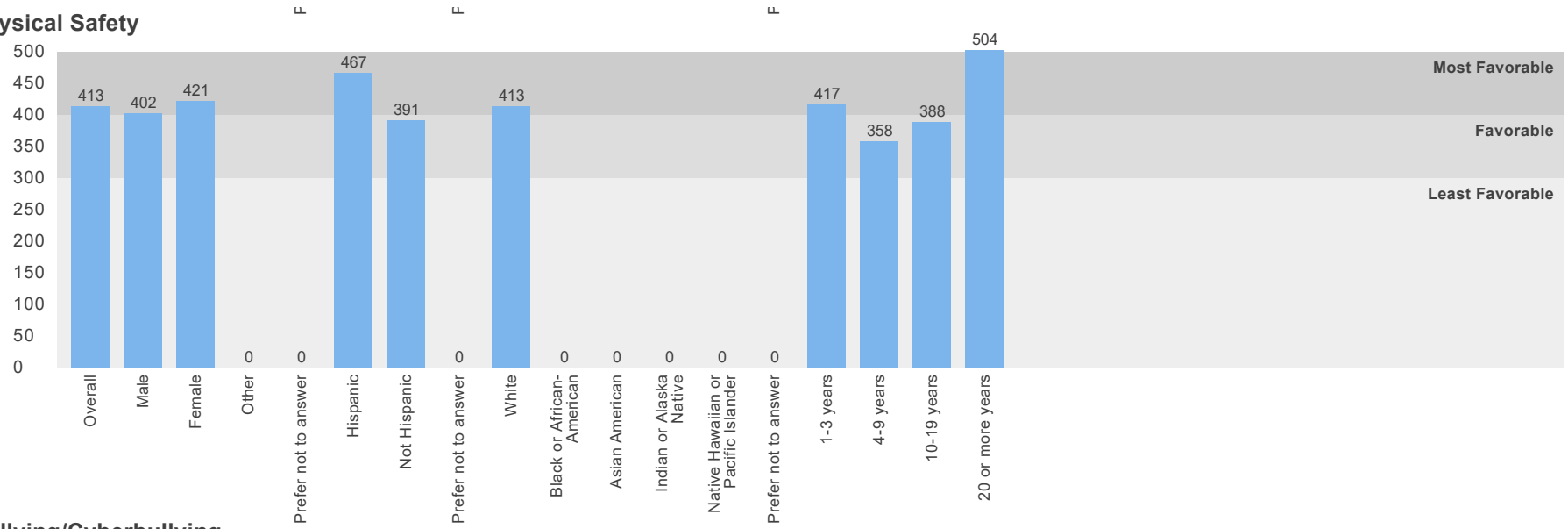
Safety



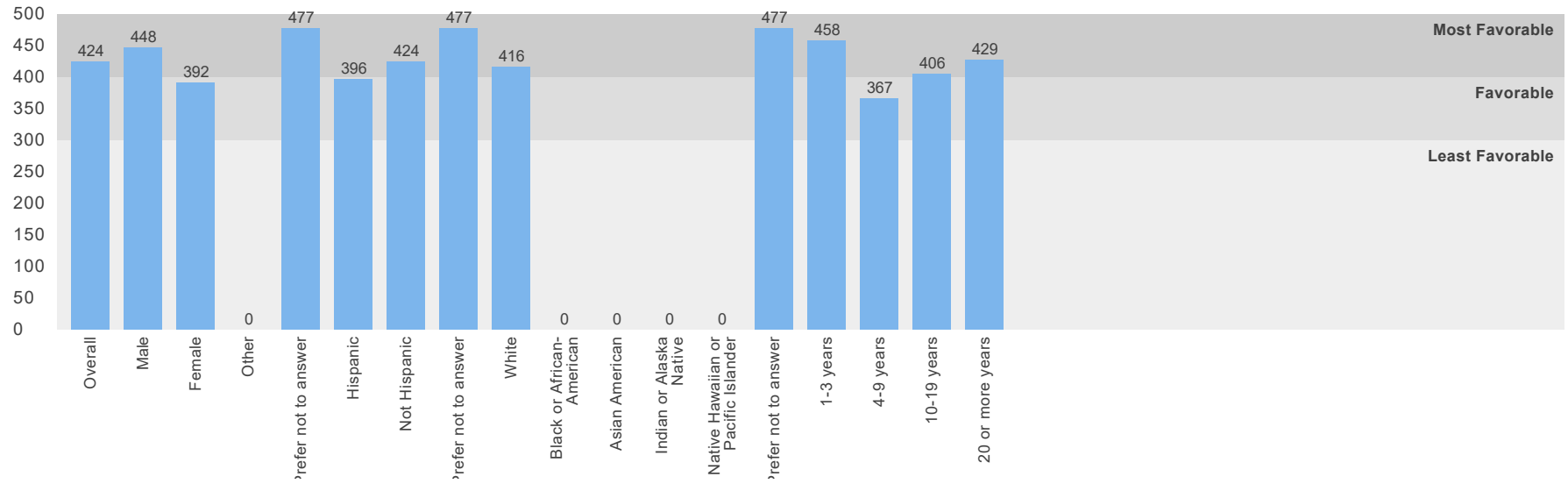
Emotional Safety



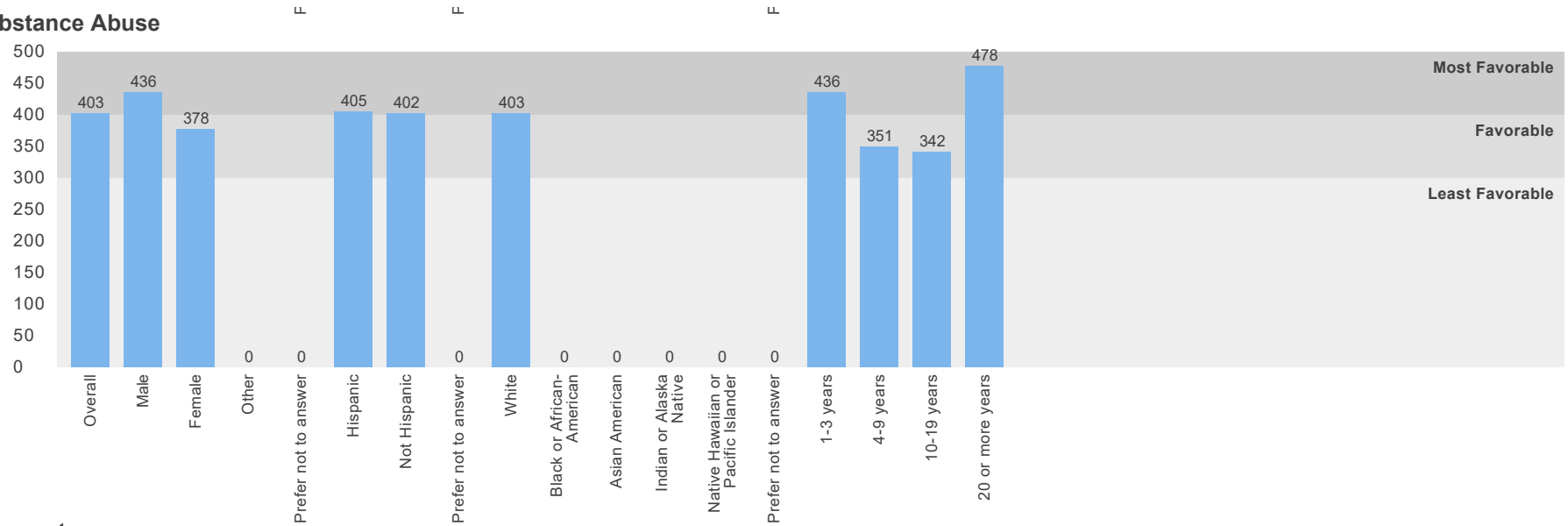
Physical Safety



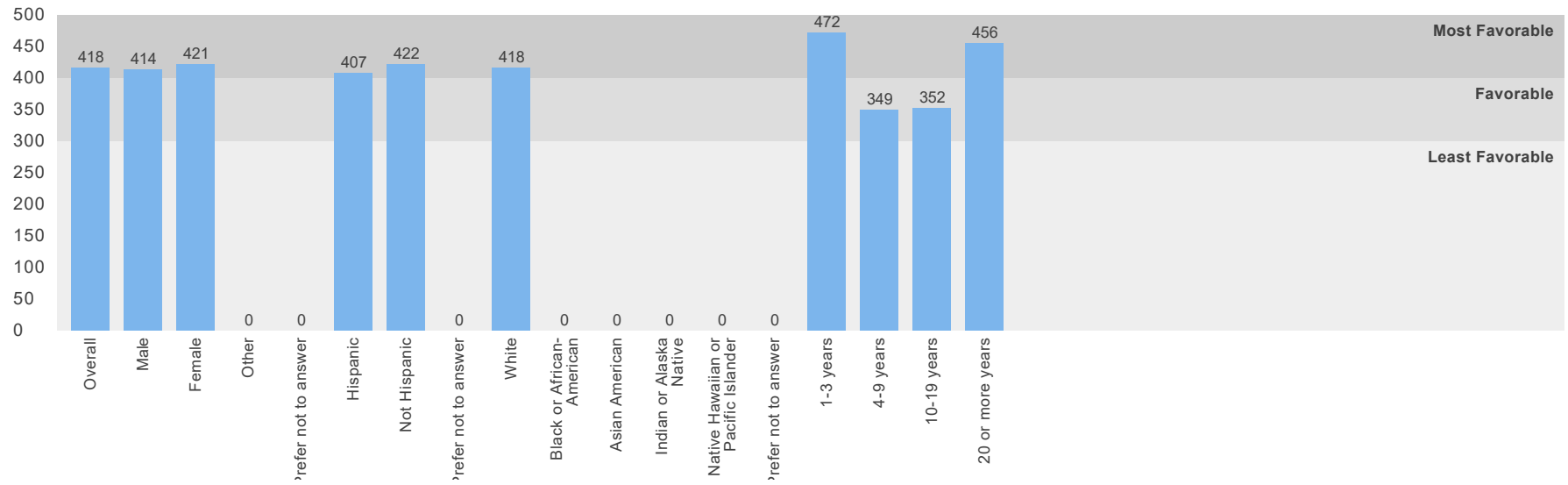
Bullying/Cyberbullying



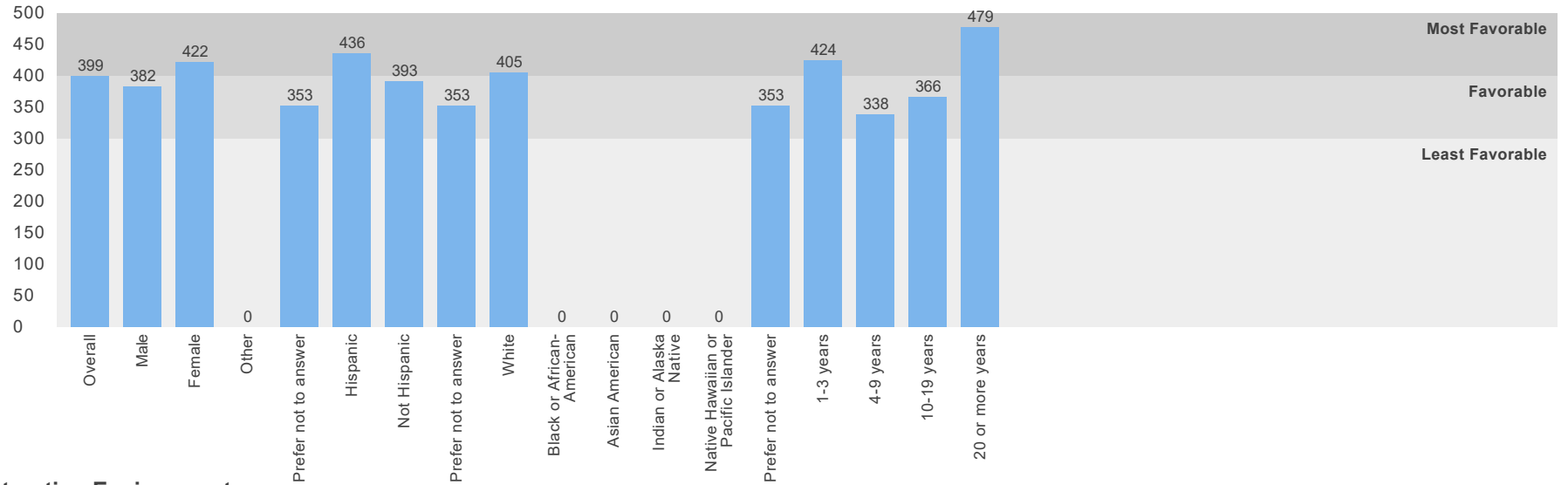
Substance Abuse



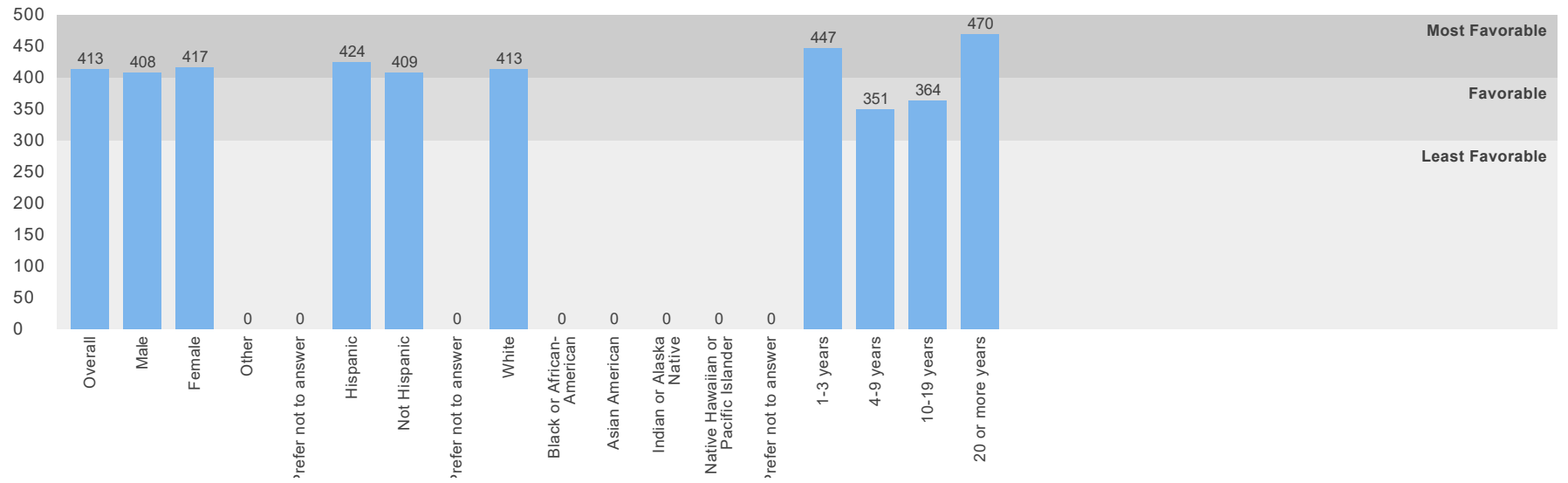
Environment



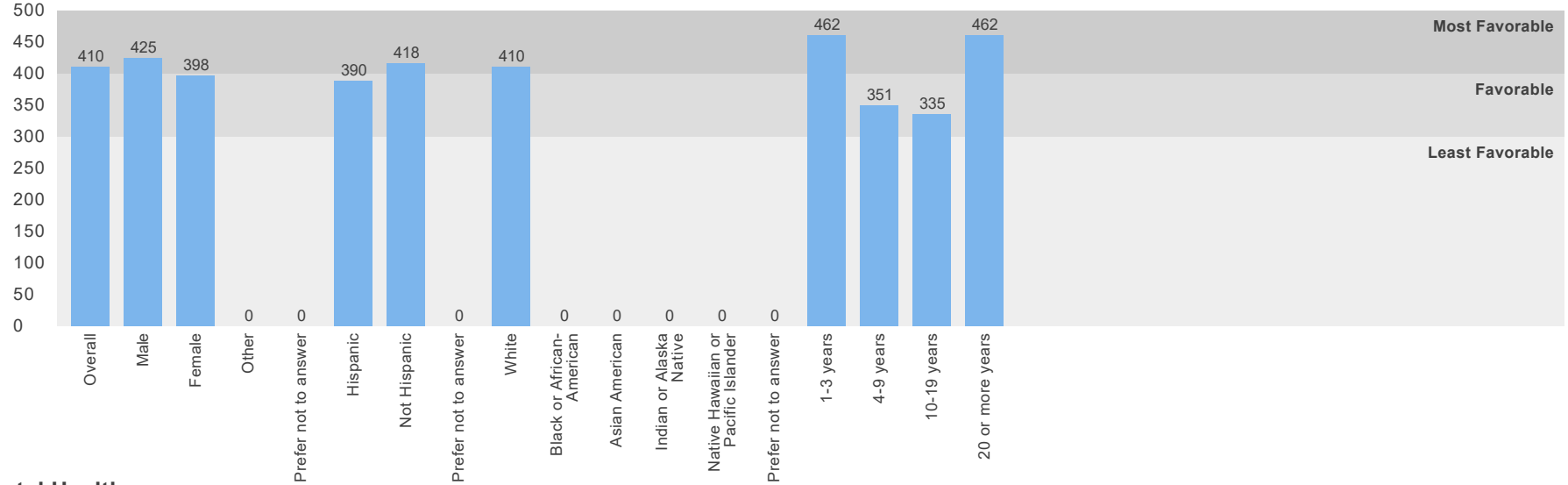
Physical Environment



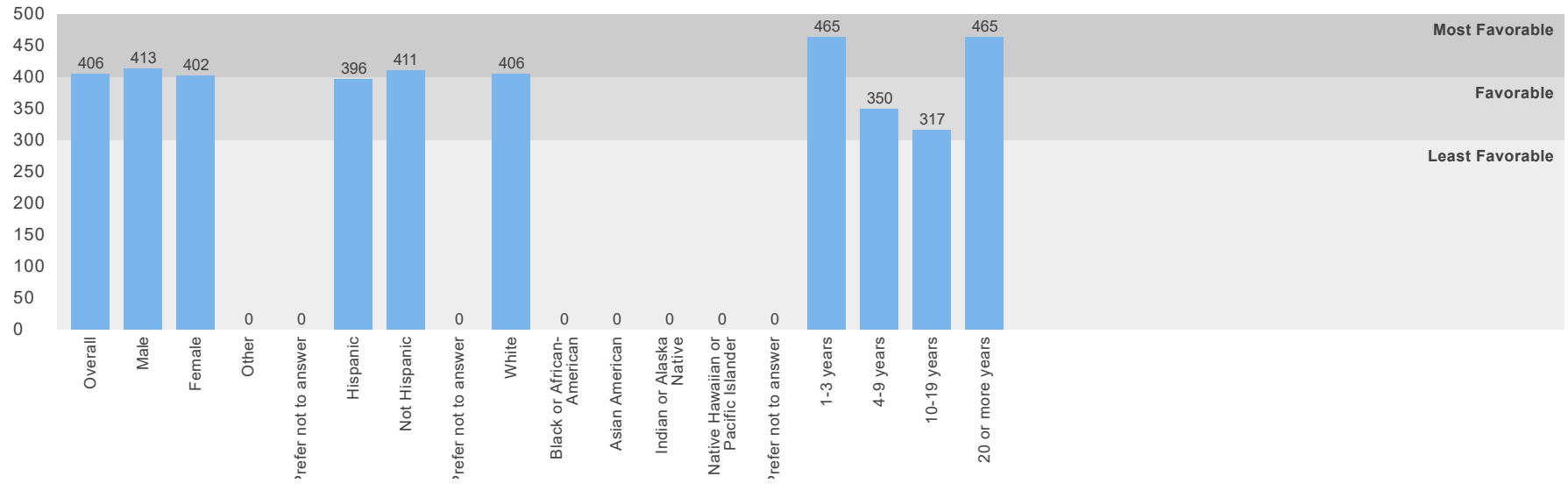
Instruction Environment



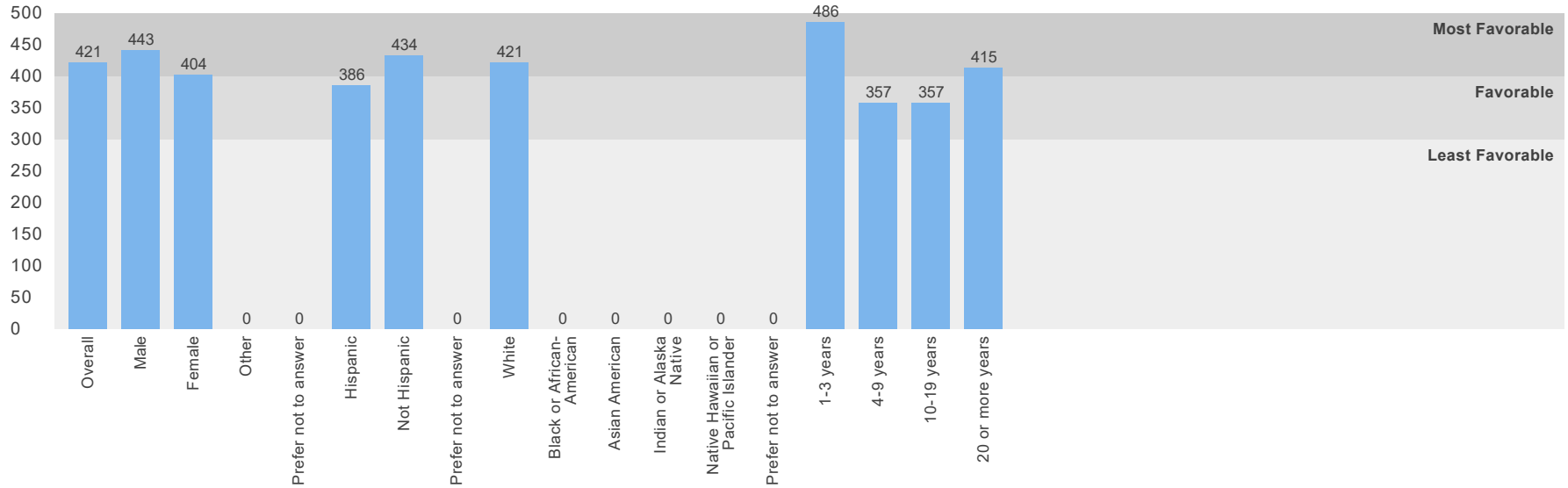
Physical Health



Mental Health



Discipline



Number of Submissions: 9

The top percentage is for this school, the bottom is for the district

	Male	Female	Other	Prefer not to answer
Are you male or female?	33%	56%	0%	11%
	23%	71%	1%	5%

	Hispanic	Not Hispanic	Prefer not to answer
Are you of Hispanic or Latino origin?	22%	67%	11%
	3%	88%	9%

	White	Black or African-American	Asian American	Indian or Alaska Native	Native Hawaiian or Pacific Islander	Prefer not to answer

What is your race?	89%	0%	0%	0%	0%	11%
	89%	3%	3%	1%	2%	8%

	1-3 years	4-9 years	10-19 years	20 or more years
How many years have you been working at this school?	44%	11%	33%	11%
	37%	22%	29%	13%

	Strongly Agree	Agree	Disagree	Strongly Disagree
At this school, all students are treated equally, regardless of whether their parents are rich or poor.	71%	29%	0%	0%
	36%	55%	7%	2%
This school encourages students to take challenging classes no matter their race, ethnicity, nationality, and/or cultural background (e.g., honor level courses, gifted courses, AP or IB courses).	83%	17%	0%	0%
	40%	58%	2%	0%
This school provides instructional materials (e.g., textbooks or handouts) that reflect students' cultural background, ethnicity and identity.	57%	29%	14%	0%
	32%	57%	10%	1%
This school emphasizes showing respect for all students' cultural beliefs and practices.	71%	29%	0%	0%
	52%	47%	1%	0%
This school provides effective resources and training for teaching students with Individualized Education Programs (IEPs) across different languages and cultures.	83%	17%	0%	0%
	36%	50%	13%	2%
This school provides effective supports for students needing alternative modes of communication (e.g., manual signs, communication boards, computer-based devices, picture exchange systems, Braille).	71%	29%	0%	0%
	43%	50%	6%	1%
This school helps parents find community supports for their students who need them.	67%	33%	0%	0%
	37%	61%	3%	0%
Staff at this school do a good job helping parents to support their children's learning at home.	71%	14%	14%	0%
	39%	58%	2%	1%
Staff at this school do a good job helping parents understand when their child needs to learn social and emotional skills.	71%	29%	0%	0%
	36%	55%	8%	1%
At this school the staff get along well.	63%	38%	0%	0%
	42%	53%	4%	1%

At this school there is a feeling of trust among the staff.	63% 29%	25% 56%	13% 14%	0% 2%
At this school students get along well with the staff.	57% 35%	43% 64%	0% 1%	0% 0%
Administrators ask staff to be involved in making decisions.	50% 26%	38% 51%	13% 17%	0% 5%
Staff at this school have many informal opportunities to influence what happens within the school.	50% 25%	50% 52%	0% 17%	0% 6%
At this school, students are given the opportunity to take part in decision making.	57% 21%	14% 63%	14% 13%	14% 3%
This school provides students with opportunities to take a lead role in organizing programs and activities.	57% 29%	14% 57%	14% 11%	14% 4%
Students are encouraged to get involved in extra-curricular activities.	57% 44%	29% 53%	14% 4%	0% 0%
I feel like I belong.	63% 38%	25% 51%	13% 7%	0% 4%
I feel satisfied with the recognition I get for doing a good job.	63% 36%	25% 38%	13% 20%	0% 7%
I feel comfortable discussing feelings, worries, and frustrations with my supervisor.	63% 41%	38% 45%	0% 7%	0% 7%
This school inspires me to do the very best at my job.	63% 35%	38% 52%	0% 7%	0% 5%
People at this school care about me as a person.	63% 35%	38% 55%	0% 6%	0% 5%
I can manage almost any student behavior problem.	57% 30%	43% 61%	0% 9%	0% 0%
I feel safe at this school.	50% 38%	50% 57%	0% 5%	0% 1%
The following types of problems occur at this school often: Physical conflicts among students.	0% 2%	14% 8%	43% 61%	43% 29%

The following types of problems occur at this school often: robbery or theft.	0% 1%	0% 4%	71% 55%	29% 41%	
The following types of problems occur at this school often: vandalism.	0% 3%	14% 14%	43% 47%	43% 37%	
The following types of problems occur at this school often: student possession of weapons.	0% 1%	0% 0%	29% 38%	71% 61%	
The following types of problems occur at this school often: sexual assault or dating violence.	0% 1%	0% 2%	43% 46%	57% 51%	
The following types of problems occur at this school often: physical abuse of teachers.	0% 1%	0% 2%	43% 46%	57% 51%	
The following types of problems occur at this school often: student verbal abuse of teachers.	0% 1%	0% 12%	71% 57%	29% 30%	
I think that bullying is a frequent problem at this school.	0% 0%	0% 19%	57% 63%	43% 17%	
I think that cyberbullying is a frequent problem among students at this school.	0% 4%	0% 26%	50% 48%	50% 22%	
Staff at this school always stop bullying when they see it.	38% 28%	38% 59%	0% 10%	25% 3%	
Staff at this school are teased or picked on about their race or ethnicity.	0% 1%	0% 3%	50% 46%	50% 51%	
Staff at this school are teased or picked on about their cultural background or religion.	0% 1%	0% 3%	38% 43%	63% 53%	
Staff at this school are teased or picked on about their physical or mental disability.	0% 1%	0% 3%	25% 42%	75% 54%	
Staff at this school are teased or picked on about their sexuality.	0% 1%	0% 4%	38% 43%	63% 53%	
		Not a Problem	Small Problem	Somewhat a Problem	Large Problem
At this school, how much of a problem is student drug use?	29% 52%	71% 29%	0% 15%	0% 5%	

At this school, how much of a problem is student use of electronic cigarettes?	29% 51%	57% 21%	14% 20%	0% 7%
At this school, how much of a problem is student use of tobacco (e.g., cigarettes, chew, cigars)?	43% 60%	57% 27%	0% 10%	0% 3%
At this school, how much of a problem is student alcohol use?	43% 57%	43% 25%	14% 15%	0% 3%

	Strongly Agree	Agree	Disagree	Strongly Disagree
This school collaborates well with community organizations to help address youth substance use problems.	43% 19%	43% 65%	14% 15%	0% 1%
This school has adequate resources to address substance use prevention.	43% 19%	57% 71%	0% 10%	0% 1%
At this school, first-time violations of alcohol or other drug policies are punished by at least an out-of-school suspension.	43% 14%	57% 68%	0% 13%	0% 4%
This school has programs, resources, and/or policies to prevent substance abuse.	43% 16%	57% 71%	0% 13%	0% 1%
This school has programs that address substance use among students.	43% 15%	57% 70%	0% 15%	0% 1%
I know what to do if there is an emergency, natural disaster (tornado, flood) or a dangerous situation (e.g., violent person on campus) during the school day.	38% 35%	63% 61%	0% 4%	0% 1%
This school has a written plan that describes procedures to be performed in shootings.	50% 35%	50% 59%	0% 3%	0% 3%
This school has a written plan that clearly describes procedures to be performed in natural disasters (e.g., earthquakes or tornadoes).	50% 34%	50% 60%	0% 5%	0% 1%
This school or school district provides effective training in safety procedures to staff (e.g., lockdown training or fire drills).	50% 35%	50% 59%	0% 5%	0% 1%
My work is hindered by poor heating, cooling, and/or lighting systems at this school.	14% 6%	14% 17%	43% 50%	29% 28%
My work is hindered by insufficient workspace at this school.	0% 0%	0% 8%	50% 61%	50% 31%

My work is hindered by a lack of materials and basic supplies at this school.	0% 0%	0% 1%	50% 61%	50% 38%
My work is hindered by inadequate or outdated equipment or facilities at this school.	0% 1%	0% 4%	63% 57%	38% 38%
This school looks clean and pleasant.	50% 39%	50% 56%	0% 5%	0% 1%
This school is an inviting work environment.	57% 40%	43% 53%	0% 6%	0% 2%
Staff at this school feel responsible to help each other do their best.	50% 32%	50% 62%	0% 6%	0% 1%
Staff at this school feel responsible when students at this school fail.	57% 23%	43% 66%	0% 10%	0% 1%
The programs and resources at this school are adequate to support students with special needs or disabilities.	50% 33%	50% 50%	0% 13%	0% 4%
Staff at this school feel that it is a part of their job to prepare students to succeed in college.	43% 30%	57% 60%	0% 10%	0% 1%
Staff at this school expect students to do their best all the time.	43% 31%	57% 66%	0% 2%	0% 1%
This school provides the materials, resources, and training necessary for me to support students' physical health and nutrition.	57% 25%	43% 66%	0% 7%	0% 2%
This school places a priority on making healthy food choices.	57% 23%	29% 57%	14% 17%	0% 4%
This school places a priority on students' health needs.	57% 28%	43% 64%	0% 7%	0% 1%
This school places a priority on students' physical activity.	67% 30%	33% 64%	0% 4%	0% 2%
This school places a priority on addressing students' mental health needs.	57% 36%	29% 56%	14% 7%	0% 1%
This school places a priority on teaching students strategies to manage their stress levels.	57% 29%	29% 60%	14% 8%	0% 2%
This school provides the materials, resources, and training necessary for me to support students'	57%	43%	0%	0%

social or emotional needs.	26%	62%	11%	1%
This school provides quality counseling or other services to help students with social or emotional needs.	57% 39%	29% 55%	14% 6%	0% 1%
Staff at this school are clearly informed about school policies and procedures.	50% 24%	50% 67%	0% 8%	0% 1%
Staff at this school recognize students for positive behavior.	57% 48%	43% 51%	0% 1%	0% 0%
Staff at this school encourage students to think about how their actions affect others.	57% 41%	43% 57%	0% 1%	0% 1%
School rules are applied equally to all students.	57% 30%	43% 51%	0% 15%	0% 5%
Discipline is fair.	43% 25%	43% 55%	0% 17%	14% 4%
Staff at this school help students develop strategies to understand and control their feelings and actions.	57% 30%	43% 68%	0% 2%	0% 1%
This school effectively handles student discipline and behavior problems.	57% 26%	43% 55%	0% 15%	0% 4%
Staff at this school work together to ensure an orderly environment.	50% 34%	50% 61%	0% 3%	0% 2%

Survey Comments: ELSMERE ES

I wish schools could encourage families to see that holding children accountable is a positive thing. Students need more physical activity and less computer time.

Survey Comments: GLENMONT ES

I am not a teacher - so some of these questions (even though I selected non instructional) I don't fact based input on so I selected as well as I could. However after being with the district for many years - and seeing the changes in the needs of the students - I don't believe we are doing justice to what some of these students need. I feel like there is a "just keep things from getting worse" attitude and pushing students thru that doesn't help the child, the family or the district. I understand we cannot "parent" these children - and I don't think that BCSD is alone in this battle - just it saddens me to see so many kids just "dealt" with instead of helped. I also recognize we are an educational facility - NOT a mental health/social health facility but an increasing number of our students need more than we can offer. Like I mentioned I am not a teacher and I am not up to date with what we are required to do - but I just see so many students we are failing because they need more than what a public elementary school is capable of providing. Additionally while we try to meet those needs - the students who would benefit from advancement in math or reading - are being left behind. I have two large frustrations I would like heard. First - the lack of resources I have when a student/students have issues during lunch/recess. Frequently we have no one to go to. While sometimes the issue can wait to be addressed - we have many issues that deserve immediate attention (fighting, inappropriate language or bullying) and there is no point person especially when our principal is out of the building. Second - I have been with the district for a long time. While I may only work 3 hours a day - I can't help but say how disvalued I feel most of the time. I am a professional who takes my job seriously and doesn't take time off on a whim. I am an adult who loves being with the kids but has a real life outside of recess. I am not a teacher who entered a profession knowing the sacrifices and benefits of a teachers schedule. I am someone who is more than willing to go above and beyond to help out in my school - for a child - for a teacher - but is questioned when I need a few days off to celebrate my own adult children, much needed family time or time to mourn . I understand my contract doesn't allow for personal/sick days and these are union issues - but I really think the district needs to be more understanding and accepting of time off requests. I personally know of 4 noon hour aides who left because of this "no time allowed" policy! What a shame and loss for the district! Right now - I am basically "encouraged" to call in sick when I need a day for my family instead of requesting the day off and allowing the sub caller to find a replacement. I am NOT suggesting paid leave - I am NOT suggesting unlimited time off etc - I AM suggesting GRACE, UNDERSTANDING. APPRECIATION. Nothing I have ever felt from the district. Thank you for reading this and I hope you understand my point of view.

Survey Comments: HAMAGRAEL ES

Better communication through the ranks, from principal down to custodians.

Survey Comments: SLINGERLANDS ES

I believe this school needs to provide more training, and drills for part time employees that are not there all day to experience the mandated drills. Much of the staff is uncertain as to handle such situations should they ever occur.

better communication for staff also - these questions are not well written and the answer options are insufficient - there should be a n/a option and a slightly disagree/agree option....